



2007 VERMONT WILDLIFE HARVEST REPORT Moose



Ginny Garrison



VERMONT

FISH & WILDLIFE DEPARTMENT
(802) 241-3700 / www.vtfishandwildlife.com



Most of the programs described in this report are funded through the *Federal Aid in Wildlife Restoration Program*.

This program was initiated in 1937 as the Federal Aid In Wildlife Act and created a system where by taxes are paid on firearms, ammunition and archery equipment by the public who hunts. Today this excise tax generates over a hundred million dollars each year that are dedicated to state wildlife restoration and management projects across the United States. The State of Vermont use these monies for acquiring land, and for restoring and managing wildlife. These excise tax dollars, coupled with state hunting license fees have been the predominate source of money funding the successful restoration and management of Vermont’s wildlife resources.

2007 VERMONT MOOSE HARVEST REPORT

Contents

Harvest Dates & Success Rates	2
Biological Data	4
Scouting and Successful Hunters	5
Unsuccessful Hunters	6
Vermont Moose Harvest by Town and Wildlife Management Units	6
2007 Legal Moose Harvest Data—Males Only	7-12
2007 Legal Moose Harvest Data—Females Only	13-19



The MISSION of the Vermont Fish & Wildlife Department is the conservation of fish, wildlife, and plants and their habitats for the people of Vermont.

Vermont Fish & Wildlife Department

Agency of Natural Resources

103 South Main Street, 10 South
Waterbury, Vermont 05671-0501

(802) 241-3700 / www.vtfishandwildlife.com

2007 Moose Report

Five hundred-and-ninety two moose were harvested in Vermont's 2007 moose seasons. Extremely warm temperatures prevailed on opening weekend of the first season and this likely caused moose to be less active, resulting in lower than normal success rates statewide. Hunting conditions were much improved for most of the second season yet success rates were also lower than in 2006, possibly due to increased permit quotas and declining moose densities. Overall success rate ended up at 47%, down 11% from the previous year. Approximately 89 tons (an estimated 178,000 lbs) of boneless moose venison was harvested.

Either-sex permits were issued to 797 permittees across 17 Wildlife Management Units (WMUs). In addition, 454 permits for antlerless moose were issued for WMUs D2, E1, E2, and O1 for a total of 1,251 permits issued. Five of these permits were won by bidders through an auction process, with winning bids ranging from \$8,001 to \$4,272, and one permit was awarded to a special opportunity hunter.

Harvest Dates & Success Rates

Vermont's 15th moose season began on the third Saturday in October (20th). A split-season format was used for the third consecutive year, with either-sex permit holders hunting the first season and antlerless-only permittees hunting the following week. The exception to this setup was that the antlerless permit holders for WMU O1 also hunted during the first season. One hundred eighteen moose were taken on opening day (Table 1). Either-sex permit holders recorded a 52% overall success rate



A total of 13,199 valid applications were received for the 2007 Vermont moose season lottery (10,542 residents and 2,657 non-residents). For the first time, unsuccessful applicants from the previous season had a bonus point and improved chances of getting a permit if they applied again in 2007. Ninety percent of the permits (1,125) were allocated to residents and the remainder (125) to non-residents.

TABLE 1. 2007 VERMONT MOOSE HARVEST DISTRIBUTION BY DATE, SEX AND AGE CLASS

Date	Bulls	Cows	Calves	Total	Percent of Harvest
October 20	89	22	7	118	28
October 21	44	23	4	71	17
October 22	40	16	5	61	15
October 23	32	21	4	57	14
October 24	37	32	2	71	17
October 25	23	14	4	41	10
First Season Totals	265	128	26	419	100
October 27	1	36	3	40	23
October 28	3	40	10	53	31
October 29	-	19	2	21	12
October 30	1	11	2	14	8
October 31	-	8	2	10	6
November 01	1	12	2	15	9
November 02	-	9	-	9	5
November 03	-	7	-	7	4
November 04	-	3	1	4	2
Second Season Totals	6	145	22	173	100

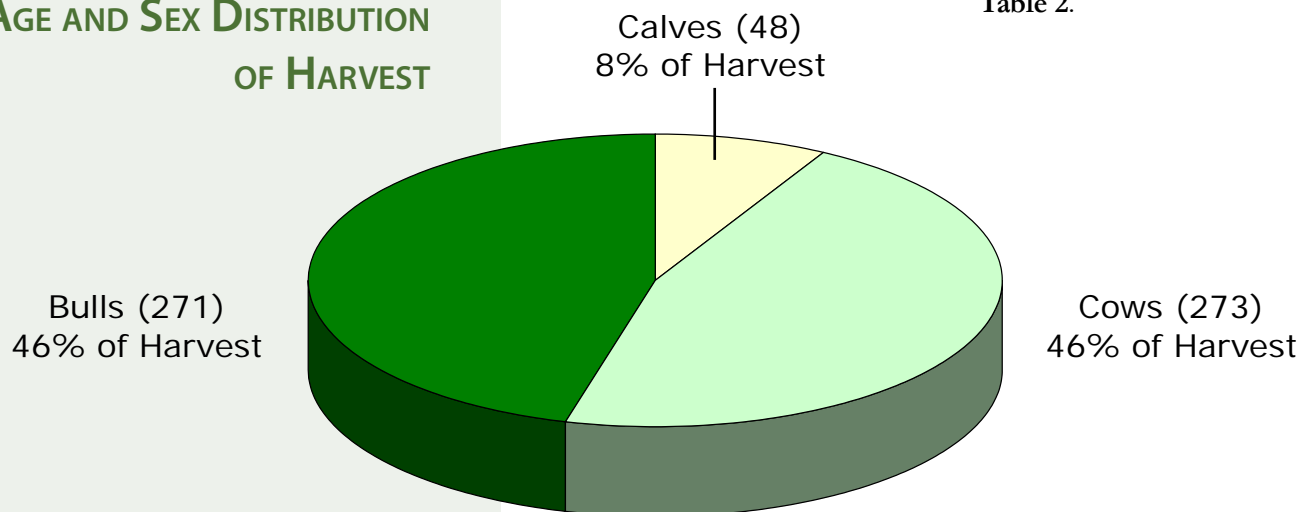
TABLE 2. 2007 VERMONT MOOSE HUNTER SUCCESS RATES BY WMU AND PERMIT TYPE

WMU	BULLS	COWS	MALE CALVES	FEMALE CALVES	TOTAL HARVEST	PERMITS ISSUED	PERCENT SUCCESS	2006 % SUCCESS
B	2				2	10*	20	20
C	9	6	1		16	25	64	60
D1	12	6		1	19	40	48	70
D2A	2	31	1	4	38	140*	27	32
D2E	49	23	4	5	81	170	48	58
D2(E&A)	(51)	(54)	(5)	(9)	(119)	(310)	38	48
E1A	1	63	2	3	69	126*	54	60
E1E	54	28	1	3	86	128	67	81
E1(E&A)	(55)	(91)	(3)	(6)	(155)	(253)	61	74
E2A	2	52	1	12	67	174*	38	49
E2E	57	30	1	3	91	174	52	67
E2(E&A)	(59)	(82)	(2)	(15)	(158)	(347)	46	61
G	7	2			9	20	45	45
H1	8	5		1	14	30*	47	60
H2	1	1			2	5	40	40
I	8	6		1	15	30	50	60
J1	6	2			8	20	40	50
J2	13	2			15	30*	50	56
L	8	3		1	12	20	60	45
M	10	4			14	31	45	64
O1	9	2			11	15	73	55
O1A	-	2			2	14	14	20
P	12	5	3		20	45*	44	63
Q	1	-			1	5	20	40
Totals	271	273	14	34	592	1251	47	58

*Denotes increased permit quota from 2006 allocation

(down from 64% in 2006). Thirty-nine percent of antlerless permit holders were successful, down from 44 % the previous year. Success rates by WMU and Permit Type are given in **Table 2.**

**592 MOOSE HARVESTED
AGE AND SEX DISTRIBUTION
OF HARVEST**



Biological Data

Two hundred seventy-one (46%) of moose taken were bulls, 273 (46%) were cows, and 48 (8%) were calves (14 males and 34 females). Completely-dressed carcass weights were obtained from 421 moose, or 71% of the total harvest. Fifteen bulls weighed over 800 lbs, including the largest of which was a 4-year old taken in Victory that weighed 876 lbs. The average completely-dressed weight of 12 male calves, 37 yearling bulls and 168 older bulls was 241, 436 and 653 lbs, respectively. The average beam diameter of 33 yearlings was 35.1 mm. Comparisons of yearling bull weights and beam diameters are shown in **Figures 1 and 2**.

The heaviest cow was a 9-year old weighing 724 lbs and taken in Averill. The average weight of 26 calves, 33 yearling cows and 146 older cows was 223, 398 and 545 lbs, respectively. Complete sets of paired ovaries collected from 84 cows were sectioned and examined for evidence of ovulation. The ovulation rates (with 2006 rates shown in parentheses) were 0.15 ova/cow for 13 yearlings (0.19), 1.00 for 11 two-year-olds (0.69), and 1.08 for 60 cows > 3 years old (0.93). **Figure 3** compares ovulation rates by age classes for 3 time periods.

A central incisor was also collected from 417 adult moose, then cleaned and shipped to Montana for aging by the counting of cementum annuli. The average age of the 220 bulls and 197 cows was 3.89 and 4.41 years, respectively (**Figure 4**). Eighteen percent of these moose were yearlings, and 45% were > 4 years of age. The oldest bull and cow were 14 and 22 years, respectively.

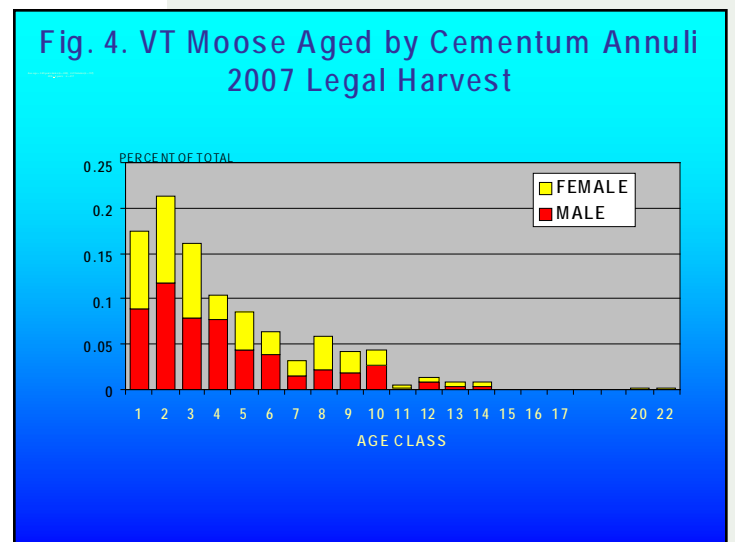
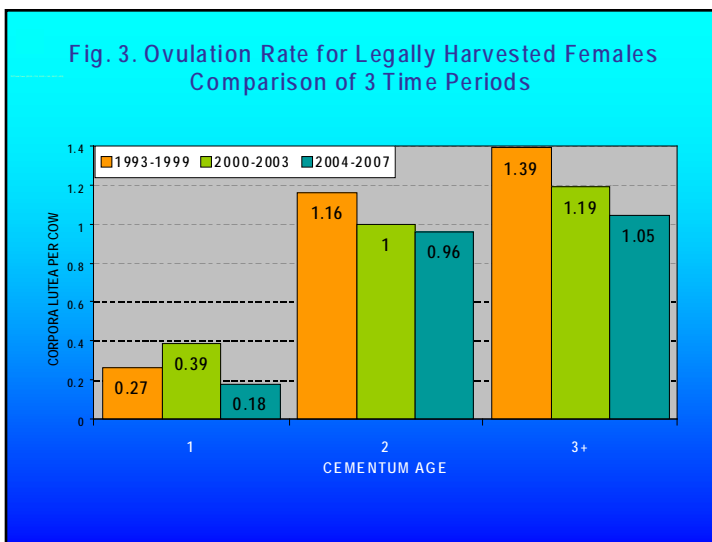
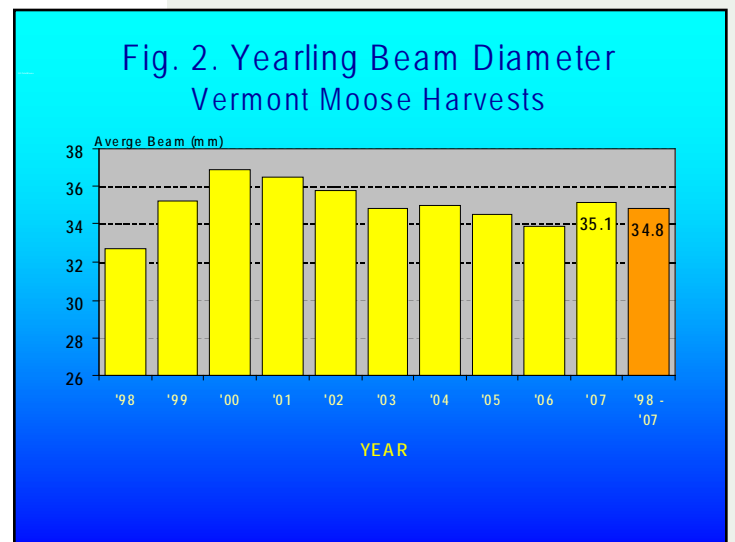
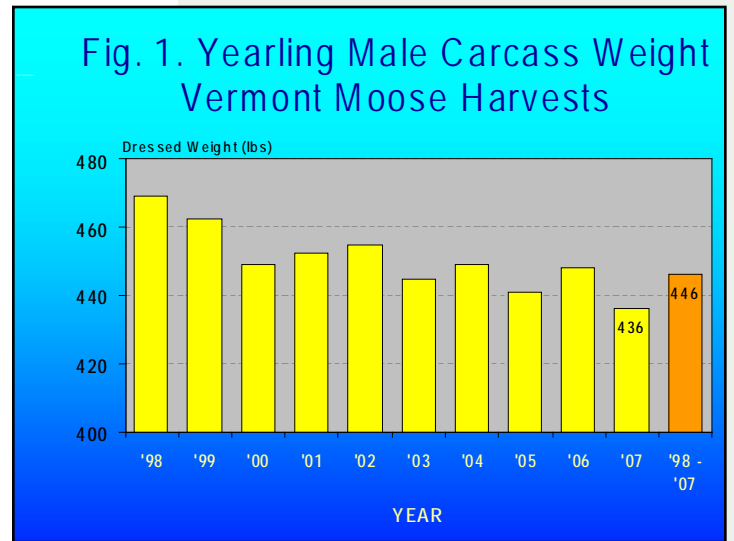


TABLE 3. MOOSE SEEN PER HOUR SCOUTED FROM 693 HUNTER SURVEY RETURNS - 2007 VERMONT MOOSE HUNT

WMU	Permit Type ¹	Number Scouting	Moose Seen	Hours Scouted	Moose/Hr Scouted (MSHS)	MSHS 2006	MSHS 2005	Hours/Hunter Scouting
B	E	4	9	146	0.06	0	0	36.5
C	E	13	21	370	0.06	0.13	0.07	28.5
D1	E	27	69	677	0.10	0.07	0.10	25.1
D2	A	53	113	1128	0.10	.09	0.10	21.3
D2	E	94	274	2210	0.12	0.17	0.14	23.5
E1	A	60	199	1355	0.15	0.17	0.19	22.4
E1	E	68	294	1650	0.18	0.18	0.19	24.3
E2	A	82	179	1705	0.105	0.15	0.10	20.8
E2	E	87	345	2577	0.13	0.14	0.10	29.6
G	E	12	26	400	0.065	0.05	0.04	33.3
H1	E	10	19	348	0.055	0.10	0.14	34.8
H2	E	3	5	78	0.06	0.01	0	26.0
I	E	19	28	482	0.06	0.08	0.06	25.4
J1	E	12	34	323	0.105	0.05	0.16	26.9
J2	E	15	24	405	0.06	0.10	0.07	27.0
L	E	10	24	382	0.06	0.06	0.04	38.2
M	E	22	39	498	0.08	0.04	0.08	22.6
O1	A	7	19	186	0.10	0.01	0.04	26.6
O1	E	6	30	343	0.09	0.12	0.14	57.2
P	E	28	84	1255	0.07	0.08	0.12	44.8
Q	E	3	0	62	0.06	0	0.02	20.7
Totals		635	1,835	16,580	0.111	0.124	0.124	26.1
ALL	E only	433	1,325	12,206	0.109	0.124	0.123	28.2
E1 & E2	E	155	639	4,227	0.15	0.156	0.14	27.3

¹ E = either sex, A = antlerless only



Scouting

Moose hunter surveys were returned by 693 of the 1,255 permittees, 635 (92%) of whom reported that they scouted prior to the hunting season. Average time spent scouting was 26.1 hours/party, and the average number of moose seen per hour scouted was 0.111, or approximately 1 moose seen for every 9 hours of scouting effort. A comparison of scouting data between WMUs is presented in **Table 3**.

Successful Hunters

Forty-eight percent and 43% of resident and non-resident hunters, respectively, were successful in filling their tags. The 53 non-resident hunters who bagged a moose hailed from 19 different states or provinces as follows: MA (10), NH (9), NY (8), CT (7), NC (3), PA (2), SC (2), and 1 each from FL, GA, IL, MD, MI, NJ, OH, OK, UT, VA, WI, and Quebec. Subpermittees took 81 (14%) of the moose killed. Of 558 moose taken with known implements, most (545) were taken with rifles, 11 with muzzleloaders, and 1 with a bow.

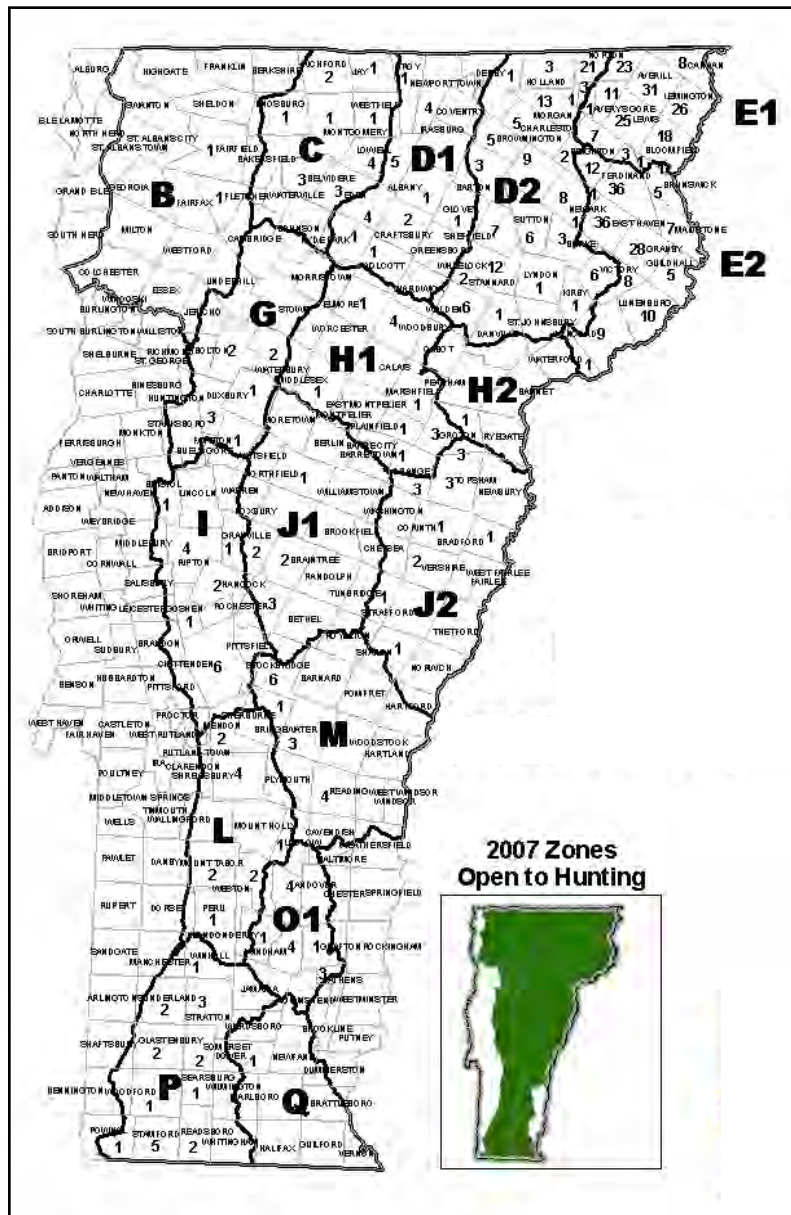
Unsuccessful Hunters

Overall, 663 hunters were unsuccessful. Of the 278 (42%) who returned a survey, only 40% hunted all available days (58% of first season hunters and 15% of second season hunters). The number of days hunted by the 278 respondents is shown in the following table:

Season	Days Hunted	1	2	3	4	5	6	7	8	9
First		1	8	11	19	33	96	-	-	-
Second		2	6	6	14	23	24	5	13	16

One hundred and seven of the unsuccessful hunters saw a total of 354 moose, and 77 (or 34% of all unsuccessful hunters who hunted at least 1 day) passed up moose that they believed they could have taken (85 bulls, 88 cows, and 58 calves). The 85 bulls include 42 which were encountered but off limits to 37 antlerless-only permit holders.

FIGURE 5. 2007 VERMONT MOOSE HARVEST BY TOWN AND WILDLIFE MANAGEMENT UNIT



Town of Kill

Moose were taken in 106 different towns. The towns with the highest harvests were Norton (44), Ferdinand (39), East Haven (37), Averill (31), Granby (28), Lemington (26), Lewis (25) and Brighton (21). Figure 5 shows the geographic distribution of the moose harvest by township and WMU.



Wayne Laroche

TABLE 4. 2007 LEGAL MOOSE HARVEST DATA--MALES ONLY

Last Name	WMU	Town of Kill	Age	Weight	Beam	Pts/Left	Pts/Right	Spread
ALLARD	D2	VICTORY	2	620	46	6	4	35
APPLETON	J2	ORANGE	6	660	50	6	6	44
ARSENAULT	D2	NEWARK		669	50	9	7	41
ASCALISE JR	D2	NORTON	3	687	45	4	5	33
AVERY	D2	BROWNINGTON	99.9	9999	99.9	99	99	99.9
BAKER	H1	GROTON	4	597	45	5	6	33
BAKER	M	STOCKBRIDGE	2	542	41	4	3	35
BANDY	E2	EAST HAVEN	99.9	9999	99.9	99	99	99.9
BANDY III	E2	EAST HAVEN	6	761	49	4	5	47
BARNARD	O1	WINDHAM	2	389	34.5	1	1	16.5
BARNETT	H1	PLAINFIELD	1	362	40	5	3	26
BARROWS	I	CHITTENDEN	2	408	31	2	2	14.5
BARROWS	D2	BARTON	1	476	99.9	4	4	26
BARTLETT	M	KILLINGTON	2	594	43	5	6	35
BARTLETT	O1	ATHENS	6	685	55	11	9	49.5
BAYNE	E2	VICTORY	4	701	48	7	6	41.5
BECKER	E1	LEMINGTON	4	9999	43	5	5	41.5
BEEBE	E1	NORTON	99.9	9999	99.9	99	99	99.9
BEEMAN JR	E2	FERDINAND	6	270	99.9	5	6	41
BEGIN	I	CHITTENDEN	2	9999	46	99	3	32
BENOIT	D2	NORTON	1	518	34	2	3	24
BERNARD	P	STRATTON	3	741	53	6	6	42
BERRY	D2	MORGAN	1	440	31	3	2	21.5
BERTRAND	E1	NORTON	99.9	9999	99.9	99	99	99.9
BILLADO	D1	EDEN	9	9999	99.9	99	99	99.9
BINGHAM	E2	LUNENBURG	3	650	45	6	7	41
BLACK	E1	AVERYS GORE	2	471	40	3	3	30.25
BLAIR	D2	HOLLAND	3	651	42	3	3	36.5
BLAISE	E2	EAST HAVEN	1	384	36	3	2	25
BLAND	L	PERU	1	435	33	3	3	99.9
BONA	P	STAMFORD	0.5	243	99.9	99	99	99.9
BOULET	E1	BLOOMFIELD	99.9	9999	99.9	99	99	99.9
BOVEY	I	CHITTENDEN	5	780	57.5	19	7	49.5
BREAN	E2	EAST HAVEN	1	428	33.5	2	2	22
BROOKS	E2	LUNENBURG	99.9	9999	99.9	99	99	99.9
BROTHERS	P	WOODFORD	1	443	38.5	5	3	28
BROWN	E1	AVERILL	4	735	55	9	8	46
BUERMANN	D2	VICTORY	4	876	58	8	9	61.5
BUGDEN	E1	AVERYS GORE	3	625	49	4	6	37.75
BURBO	E2	FERDINAND	3	629	44	1	2	26.5
BURKE	E2	BRUNSWICK	1	343	23	1	1	12
BUSHEE	P	WINHALL	4	9999	50	4	5	38
BYRD JR	G	FAYSTON	5	807	62	14	11	51.25
CADIEUX	E1	LEMINGTON	0.5	181	99.9	99	99	99.9
CADY	E2	EAST HAVEN	4	778	60	9	9	56
CALER	D2	BROWNINGTON	2	551	44	5	5	33.25
CAMERON II	D1	TROY	4	756	53	8	6	44.25
CASHIN	D2	WESTMORE	1	374	26	1	1	14

Weight is carcass weight completely dressed in lbs., **Beam** is in millimeters, **Pts./Left and Right** are number of points at least 1 inch long, **Spread** is in inches measured to the nearest half-inch. 99, 99.9 and 9999 = unknown or missing data.

TABLE 4. 2007 LEGAL MOOSE HARVEST DATA--MALES ONLY

Last Name	WMU	Town of Kill	Age	Weight	Beam	Pts/Left	Pts/Right	Spread
CHAMBERLAIN	E2	LUNENBURG	99.9	9999	99.9	99	99	99.9
CHARRON	E2	LUNENBURG	99.9	9999	99.9	99	99	99.9
CHASE	C	BELVIDERE	3	593	43	3	3	32
CIOSEK	D2	WARREN GORE	9	670	39	1	2	35.5
CLARK	H1	GROTON	2	9999	99.9	99	99	99.9
COLBURN	E1	LEMINGTON	99.9	9999	99.9	99	99	99.9
COLBY	E2	GUILDHALL	9	797	58	8	7	61.5
COLLUM	E1	BLOOMFIELD	3	9999	99.9	99	99	99.9
CONTOIS	E1	LEMINGTON	6	701	56	7	3	39
CORBIN	E2	FERDINAND	99.9	9999	99.9	99	99	99.9
COUSINO	I	RIPTON	10	596	67	10	8	50
COX	E2	GRANBY	2	566	50	2	3	25.75
CROCKER	E2	EAST HAVEN	99.9	9999	99.9	99	99	99.9
CROSIER	P	SUNDERLAND	10	9999	35	3	3	39.5
CUBIT	D2	WALDEN	0.4	9999	99.9	99	99	99.9
DALLMEYER	D1	CRAFTSBURY	99.9	9999	99.9	99	99	99.9
D'AMICO	J1	NORTHFIELD	3	627	44	5	4	32.5
DANSEREAU	D2	WESTMORE	4	642	50.5	9	8	52.75
DAUT	H1	WOODBURY	2	537	45	5	6	34
DEGREENIA	D2	SHEFFIELD	1	451	32	4	2	27
DEMERS	D2	SHEFFIELD	2	659	44	5	7	37
DEYO	L	LUDLOW	2	454	53	6	4	26
DICKINSON	E1	NORTON	3	393	27	1	1	18.5
DIXON	C	RICHFORD	1	492	30	3	2	22
DOMBRASKY	L	SHREWSBURY	5	435	32	3	3	23.5
DORR	E1	AVERILL	99.9	9999	99.9	99	99	99.9
DOYON	D2	MORGAN	1	498	33	2	3	24.5
DOYON	E1	AVERILL	10	820	64.5	8	9	56.5
DUFF	E1	LEMINGTON	6	656	42	7	5	41
DUFF	E1	AVERILL	7	9999	99.9	99	99	99.9
DUNKLING	E2	GRANBY	99.9	9999	99.9	99	99	99.9
DUNKLING	H2	GROTON	4	9999	55	3	3	39
DURGIN	E2	GRANBY	99.9	9999	99.9	99	99	99.9
DUSSAULT	D2	WHEELOCK	3	599	42	4	5	37
DYKE	E1	BLOOMFIELD	2	624	39	5	3	29.5
EARLE	C	EDEN	0.5	212	99.9	99	99	99.9
EECKHOUT	L	MT TABOR	6	9999	53	5	5	99.9
ELIASSEN	P	STAMFORD	7	9999	99.9	99	99	99.9
ELWOOD	E2	GRANBY	99.9	9999	99.9	99	99	99.9
FARMER	E2	GRANBY	3	596	44	6	6	35
FECTEAU	D2	BROWNINGTON	3	814	48	8	99	99.9
FIRESTINE	D2	MORGAN	99.9	9999	99.9	99	99	99.9
FISKE	D1	LOWELL	4	647	58	3	5	44
FLETCHER	D2	NORTON	99.9	9999	99.9	99	99	99.9
FUSTER	I	CHITTENDEN	8	747	68	6	9	45
GABORIAULT	E1	BLOOMFIELD	3	573	38	2	2	26
GALLANT	D2	WHEELOCK	2	754	57	10	6	55
GANDIN	J2	GROTON	10	792	55	9	7	44
GARDNER III	P	STAMFORD	1	636	59	9	6	41
GARERI	C	LOWELL	2	679	33	5	6	33

TABLE 4. 2007 LEGAL MOOSE HARVEST DATA--MALES ONLY

Last Name	WMU	Town of Kill	Age	Weight	Beam	Pts/Left	Pts/Right	Spread
GILMAN	D1	LOWELL	5	694	51	8	7	49.5
GILMAN	D2	SUTTON	99.9	9999	99.9	99	99	99.9
GINGUE	E2	EAST HAVEN	99.9	9999	99.9	99	99	99.9
GOCHIE	E2	EAST HAVEN	99.9	9999	99.9	99	99	99.9
GOOLEY	E2	BRIGHTON	99.9	9999	99.9	99	99	99.9
GORDON	O1	LONDONDERRY	3	516	40	2	2	25.5
GOSS	E1	AVERILL	99.9	9999	99.9	99	99	99.9
GOVE	J2	GROTON	8	777	64	11	10	51
GRAB	D1	NEWPORT	1	499	34.5	2	3	22.5
GRAHAM	M	READING	8	643	50	7	8	46
GRAY	E1	LEMINGTON	99.9	9999	99.9	99	99	99.9
GREDIG	E1	NORTON	9	9999	59	9	7	47.5
GREENWOOD	E1	LEMINGTON	8	848	58	11	12	50
GROUT	P	STAMFORD	5	806	60.5	14	11	65.5
GUYETTE	E1	AVERYS GORE	7	753	55	10	8	51
HARDT	I	RIPTON	2	589	45	5	6	34.5
HARRINGTON	D2	WESTMORE	6	862	58	7	9	56
HARTMAN	E1	BLOOMFIELD	99.9	9999	99.9	99	99	99.9
HARVEY	D2	SUTTON	99.9	9999	99.9	99	99	99.9
HEATH	E2	GRANBY	7	706	55	5	6	44
HEWEY	O1	ANDOVER	4	645	58.5	7	5	46
HILL	G	DUXBURY	5	697	19	5	9	41
HITCHCOCK	O1	ATHENS	5	588	46	7	8	38.5
HOLBROOK	E2	FERDINAND	10	732	65	11	9	57
HOWARD	H1	WOODBURY	5	851	63	11	8	51
HOWE	M	STOCKBRIDGE	4	712	62	8	7	43.5
JACOBS	E2	BRIGHTON	3	731	52	7	10	41.25
JACOBS	D2	NEWARK	2	548	37	3	3	31.5
JANSEN	E2	FERDINAND	0.5	236	99.9	99	99	99.9
JASZCZAK	E2	EAST HAVEN	2	562	41	3	5	32
JAWORSKI	E1	LEWIS	5	696	48	8	9	40
JENNINGS	E1	LEMINGTON	6	850	52	3	8	42
JONES	E2	EAST HAVEN	4	678	48	6	6	36
JONES	E2	GRANBY	2	500	37.5	2	2	25
JONES	D2	NEWARK	3	742	50	5	4	38
JONES	D1	EDEN	10	514	37	3	3	24
JUDD	D2	NORTON	3	657	44	6	4	38.25
KING	E1	CANAAN	11	772	56	10	6	48
KIRBY	E2	GRANBY	2	9999	35	3	3	28
KIRKPATRICK	E1	CANAAN	2	542	43	2	2	99.9
KITTELL	G	HANKSVILLE	4	618	55	6	6	45
KLEPTZ	E2	EAST HAVEN	6	707	49	7	6	38
KUBOS	E1	LEMINGTON	2	442	99.9	99	99	99.9
LADD	E2	CONCORD	99.9	9999	99.9	99	99	99.9
LAFRENIERE	E1	AVERILL	8	756	65	6	9	57
LANPHEAR	D1	CRAFTSBURY	2	548	40	3	2	30
LATHROP	I	RIPTON	5	538	46	9	7	38
LAVICTOIRE	E2	GRANBY	2	638	55	6	6	36
LAVOIE	D2	VICTORY	4	705	50	7	5	38
LAWRENCE	E1	LEWIS	3	629	47	6	5	39.5

TABLE 4. 2007 LEGAL MOOSE HARVEST DATA--MALES ONLY

Last Name	WMU	Town of Kill	Age	Weight	Beam	Pts/Left	Pts/Right	Spread
LAWSON	D2	BROWNINGTON	2	534	45	7	6	34
LEBLANC	E1	AVERYS GORE	1	335	99.9	99	99	99.9
LECCE	D2	SHEFFIELD	1	396	41.5	2	2	18.25
LIND	P	READSBORO	2	454	43	3	2	34.5
LIVINGSTON	C	JAY	7	641	46	7	7	31
LONTINE JR	D2	WESTMORE	8	430	37	2	3	21.5
LUCI	E1	AVERYS GORE	4	785	57	13	12	60
LUNN	E1	FERDINAND	99.9	9999	99.9	99	99	99.9
MADDEN	E2	FERDINAND	2	501	37	4	3	28
MANN	C	BELVIDERE	6	770	59	8	10	61
MARCHEGANI	P	READSBORO	1	465	37	2	2	21.5
MARCY	E2	EAST HAVEN	99.9	9999	99.9	99	99	99.9
MARTEL	M	STOCKBRIDGE	2	9999	44	4	3	29
MARTIN	C	LOWELL	2	799	50	6	6	39
MARTIN	E2	FERDINAND	99.9	9999	99.9	99	99	99.9
MARTIN II	M	BRIDGEWATER	4	731	52	10	7	49.5
MAXWELL	E1	AVERYS GORE	99.9	9999	99.9	99	99	99.9
MCGAFLIN	H1	WOODBURY	99.9	9999	99.9	99	99	99.9
MCKINSTRY	D2	WALDEN	3	501	69	3	3	30
MCLUCAS	D2	SUTTON	5	828	58	11	9	51.5
MCNAB	E1	BLOOMFIELD	2	566	39.5	4	4	30
MERROW	O1	ANDOVER	1	500	33	1	3	21
MINTZ	J2	VERSHIRE	1	458	49	3	1	24
MOODY	E1	NORTON	1	406	28.5	1	2	17
MORGAN	E2	EAST HAVEN	0.5	257	99.9	99	99	99.9
MORSE	P	SOMERSET	1	223	99.9	99	99	99.9
MORSE	L	WESTON	4	644	52	7	5	42
MORVAN	J1	BRAINTREE	1	9999	99.9	99	99	99.9
MOULTON	D2	DERBY	1	472	45	4	2	28.5
MOULTON	E2	FERDINAND	3	664	49	7	8	39.5
MOULTON	E1	LEMINGTON	10	662	60	10	9	54
MOULTON	E1	LEMINGTON	5	851	55	7	8	52
MURRAY	D2	MORGAN	0.5	290	99.9	99	99	99.9
NADEAU	D2	SHEFFIELD	0.5	208	99.9	99	99	99.9
NOVOTNY	M	STOCKBRIDGE	99.9	9999	99.9	99	99	99.9
NOYES JR	O1	WINDHAM	3	575	45	4	3	36.5
NUGENT	E2	FERDINAND	2	509	38	4	3	28
O'LEARY	E2	FERDINAND	10	760	53.5	9	9	47
OSGOOD	J2	CORINTH	3	585	47.5	5	5	39
PAQUETTE	E2	GUILDHALL	99.9	9999	99.9	99	99	99.9
PARAH	E2	MAIDSTONE	2	628	42	3	5	31.5
PARKER	D2	NORTON	3	700	49	7	6	41
PARONTO	E1	BLOOMFIELD	2	575	40	6	5	32
PARRISH	J1	GRANVILLE	4	649	47	7	6	42.5
PARROTT	D2	MORGAN	1	375	25	1	1	16
PASTOR	I	CHITTENDEN	3	628	50	6	5	32
PATENAUDE	D1	LOWELL	2	473	31	2	2	21
PATOINE	D2	WALDEN	4	741	20	8	7	42
PAYNE	D2	WHEELOCK	3	545	45	6	5	33
PEASLEE	E2	BLOOMFIELD	99.9	448	99.99	1	1	99.9

TABLE 4. 2007 LEGAL MOOSE HARVEST DATA--MALES ONLY

Last Name	WMU	Town of Kill	Age	Weight	Beam	Pts/Left	Pts/Right	Spread
PELICAN	E2	FERDINAND	2	550	45.5	1	3	30
PELLETIER	E1	AVERILL	0.5	260	99.9	99	99	99.9
PERKINS	D2	MORGAN	2	544	52.5	5	6	35.5
PERRY	D2	STANNARD	3	642	53	3	3	43
PERSHA	E2	GRANBY	99.9	9999	99.9	99	99	99.9
PIERCE	J1	ROCHESTER	1	392	34	2	2	20.5
PLANTE	D1	LOWELL	1	458	39	2	2	22
POLLOCK	G	BOLTON	10	730	66	9	8	49.5
PORTER	E2	LUNENBURG	99.9	9999	99.9	99	99	99.9
POTT	E2	CONCORD	5	817	61.5	11	8	49.5
POTWIN	E1	BRUNSWICK	99.9	9999	99.9	99	99	99.9
PRATT	D2	WHEELOCK	10	590	99.9	99	99	99.9
PROUTY	P	STRATTON	0.5	198	99.9	99	99	99.9
PUGH	J2	TUNBRIDGE	2	479	39	2	2	23
PUTNAM	E1	BRIGHTON	4	736	58	10	7	51
RAINVILLE	E2	MAIDSTONE	5	575	99.9	4	4	32.5
REGAN	C	ENOSBURG	99.9	9999	99.9	99	99	99.9
RHODES	E2	FERDINAND	4	676	43	5	7	42
RHODES	E2	FERDINAND	2	497	43.5	4	4	28.25
RICH	E2	FERDINAND	3	697	69.5	8	7	43
RIVARD	E2	BRIGHTON	99.9	9999	99.9	99	99	99.9
ROBERTS	J2	TOPSHAM	4	679	50	8	6	40
ROBERTSON	E2	FERDINAND	4	754	55	8	8	48
ROCKWELL	E1	BRIGHTON	0.5	286	99.9	99	99	99.9
RODEFELD	H1	ORANGE	99.9	9999	99.9	99	99	99.9
ROONEY	E2	EAST HAVEN	4	707	49	5	8	38.5
ROOT JR	E2	EAST HAVEN	2	457	99.9	99	99	99.9
ROY	E2	LUNENBURG	6	730	59	7	9	54
ROY	J2	ORANGE	3	549	42	2	4	27
ROYER	D1	LOWELL	2	540	43	3	3	28
RUDLER	E2	GRANBY	3	534	39	4	4	28
SABIN	D2	WHEELOCK	0.4	9999	99.9	99	99	99.9
SALVADOR	H1	ORANGE	8	784	61	9	7	47.5
SANTAW	D1	NEWPORT	4	639	36	2	1	22.5
SATTERFIELD	B	FLETCHER	1	562	42	3	3	32.5
SAYERS	E2	EAST HAVEN	99.9	9999	99.9	99	99	99.9
SCHAEFER	E1	AVERILL	6	793	53	6	6	48.5
SCOTT	E1	NORTON	99.9	9999	99.9	99	99	99.9
SHEAMAN	E1	LEMINGTON	6	845	59	8	8	50.5
SHONIO	E1	BLOOMFIELD	9	693	56	5	6	44
SIMONEAU	E2	EAST HAVEN	8	747	56	10	11	45
SLAYTON	J2	GROTON	2	588	46	6	4	32
SMITH	E1	LEMINGTON	3	665	51	6	6	37
SMITH	D2	MORGAN	1	487	34	2	3	29.5
SMITH	P	STRATTON	0.5	290	99.9	99	99	99.9
SNIDER	D2	WHEELOCK	1	438	27	3	2	19.5
SNOW	Q	DOVER	6	673	56	7	7	47
SPEAR	J2	BRADFORD	2	526	37	4	3	24
SPEAR	J2	TOPSHAM	4	776	50	8	7	40
STENDER	J2	SHARON	2	581	42	7	7	32.5

TABLE 4. 2007 LEGAL MOOSE HARVEST DATA--MALES ONLY

Last Name	WMU	Town of Kill	Age	Weight	Beam	Pts/Left	Pts/Right	Spread
STONI	M	READING	1	370	21.5	2	1	99.9
SULLIVAN	D2	WESTMORE	99.9	9999	99.9	99	99	99.9
SWEENEY	E1	NORTON	8	651	55	8	6	42.5
SWEET	L	MENDON	2	643	44	2	2	35.5
TABOR	E1	AVERILL	4	765	53	11	10	52
TATRO	C	EDEN	3	9999	99.9	99	99	99.9
TEETER	D2	WESTMORE	99.9	9999	99.9	99	99	99.9
THERIAULT	E1	CANAAN	5	750	58	8	6	42.25
THIBAULT	E1	NORTON	4	656	44.5	6	6	36
THIBAULT	E1	LEWIS	0	387	29	2	2	17
THOMAS JR	M	BRIDGEWATER	2	583	45	3	4	30
THURSTON	E1	LEMINGTON	1	494	33	2	2	99.9
TIPPER	D2	MORGAN	0.5	232	99.9	99	99	99.9
TIPTON	J1	GRANVILLE	1	423	41	2	2	21.5
TORNABENE JR	P	POWNAI	4	812	45	9	9	45
TOWNE	L	MENDON	4	742	99.9	8	7	40
TRIPLETT	G	BOLTON	7	651	57	7	5	54.5
TRUDO	E1	NORTON	99.9	9999	99.9	99	99	99.9
TSCHORN	G	WATERBURY	1	400	36.5	2	3	25.5
URELL	G	WATERBURY	2	492	43	5	4	99.9
WANKE II	J1	ROCHESTER	3	612	55	9	7	42
WARD	D2	BRIGHTON	99.9	9999	99.9	99	99	99.9
WARD	L	SHREWSBURY	9	766	58	7	7	53.5
WARNER	B	FAIRFIELD	5	634	99.9	99	99	99.9
WELLS	O1	ATHENS	99.9	9999	99.9	99	99	99.9
WELLS	D2	WHEELOCK	2	604	42	4	4	33
WERNECKE	J2	TOPSHAM	10	742	60	5	4	45
WHEELER	D2	NEWARK	9	792	65	10	10	47.5
WHITAKER	E1	LEWIS	1	401	38.5	2	3	19
WHITE	P	SEARSBURG	6	683	56.5	6	8	45
WHITEHOUSE	E2	VICTORY	2	394	37	3	2	99.9
WILSON	D2	VICTORY	99.9	9999	99.9	99	99	99.9
WILSON	C	RICHFORD	99.9	9999	99.9	99	99	99.9
WIMBLE	E1	LEWIS	9	696	54	8	7	44.5
WOODRUFF	O1	WINDHAM	1	492	35	3	2	23.5
YAROSEVICH	M	READING	1	432	42	1	2	20
YASENSKY	D2	EAST HAVEN	5	801	55	7	9	49
YORK	D2	CHARLESTON	5	689	51	7	6	49.5

TABLE 5. 2007 LEGAL MOOSE HARVEST DATA--FEMALES ONLY

Last Name	WMU	Town of Kill	Age	Weight	Total CL
ABBOTT	E2	FERDINAND	99.9	9999	9
AGOSTON	D2	NORTON	1	440	9
ALEXOPOULOS	E2	EAST HAVEN	12	554	9
ALLEN	D1	NEWPORT	2	614	9
ATKINS	G	HUNTINGTON	1	448	0
ATWOOD	E2	WATERFORD	0.5	123	9
AURIEMMA	P	SOMERSET	1	9999	9
AYRES	E2	FERDINAND	6	9999	1
BACON	M	BRIDGEWATER	5	635	1
BAILEY	E2	BRIGHTON	3	676	9
BAILEY	E2	FERDINAND	99.9	9999	9
BAKER	E2	FERDINAND	20	9999	9
BAKER	D2	VICTORY	2	466	9
BALCH	E1	AVERILL	22	476	0
BARBER	E1	AVERILL	3	650	9
BAROFFIO	E1	LEMINGTON	1	311	0
BARRETT	D2	WALDEN	99.9	9999	9
BATHALON	E2	EAST HAVEN	99.9	9999	1
BEAN	E2	CONCORD	1	345	9
BEAULIEU	E1	CANAAN	3	569	1
BEAULIEU	D2	WHEELLOCK	2	517	9
BEAUMONT	D2	MORGAN	1	462	9
BEDELL	E1	LEWIS	99.9	9999	9
BEGIN	E2	EAST HAVEN	0.5	182	9
BELISLE	E2	BRUNSWICK	99.9	9999	9
BENNETT	C	WESTFIELD	3	531	1
BENSON	E1	AVERILL	99.9	9999	9
BLAISDELL	E2	MAIDSTONE	3	9999	1
BLANCHARD	E1	NORTON	99.9	9999	9
BLEAU JR	E1	LEMINGTON	1	381	0
BLISS	E1	BRIGHTON	99.9	9999	9
BOOSKA	I	BRISTOL	0.5	245	9
BOOSKA	D2	NORTON	99.9	9999	9
BOUDREAU	E1	BRIGHTON	2	566	9
BOWAN	D2	MORGAN	99.9	9999	9
BOWEN	D2	BURKE	2	696	1
BOWEN	E2	EAST HAVEN	1	9999	0
BOYCE	D2	LYNDON	10	593	9
BRADLEY	E2	CONCORD	0.5	266	9
BRASSEUR	D2	BROWNINGTON	99.9	9999	9
BRASSOR	E1	NORTON	2	531	9
BROOKS	E1	CANAAN	4	630	1
BROSSEAU	E1	AVERILL	1	416	9
BROWN	E2	GRANBY	3	574	1
BROWN	D2	SUTTON	99.9	9999	9
BRYANT	J1	BRAINTREE	3	549	2
BUCHANAN	H1	MIDDLESEX	6	503	1
BUCK	E2	FERDINAND	5	639	9

Weight is carcass weight completely dressed in pounds; *Total CL* is number of corpora lutea; 9,99.9, and 9999 = unknown or missing data.

TABLE 5. 2007 LEGAL MOOSE HARVEST DATA--FEMALES ONLY

Last Name	WMU	Town of Kill	Age	Weight	Total CL
BULL	M	STOCKBRIDGE	4	408	1
BULLARD	D2	NORTON	2	537	1
CALACCI	D2	KIRBY	99.9	9999	9
CAMPBELL	E2	FERDINAND	3	9999	9
CAMPBELL	E1	CANAAN	0.5	222	9
CARLISLE	E1	AVERILL	5	503	0
CARON	E1	AVERILL	1	470	0
CARPENTER	E2	VICTORY	99.9	9999	9
CARRARA	L	SHREWSBURY	0.5	241	9
CARTULARO	E2	GRANBY	0.4	9999	9
CATTELONA	E1	LEWIS	99.9	9999	9
CAULEY	E1	BLOOMFIELD	99.9	9999	9
CELLEY	E2	FERDINAND	5	640	1
CHARLAND	E2	GRANBY	5	458	9
CHARLETTE	E2	LUNENBURG	99.9	9999	9
CHASE	D2	BURKE	3	570	2
CHICOINE	E1	AVERILL	3	568	9
CLOUGH	E2	BRIGHTON	13	9999	1
CLOUTIER	E2	EAST HAVEN	99.9	9999	9
CODERRE	E1	CANAAN	3	507	0
COLLINS	J2	TOPSHAM	99.9	9999	9
COLLURA	E1	LEMINGTON	14	709	2
COMBS	E2	GUILDHALL	3	502	9
CONTOIS	E1	LEMINGTON	99.9	9999	9
COREY	E2	GRANBY	0.4	9999	9
COTE	E1	AVERILL	99.9	9999	9
CRAPO	E2	GUILDHALL	7	584	0
CUMMINGS	E2	EAST HAVEN	9	9999	1
CURRIER	E1	FERDINAND	2	395	9
DANIELS	E1	BLOOMFIELD	99.9	9999	9
DANYOW	E1	LEMINGTON	2	620	9
DARRAH	D2	NEWARK	0.4	9999	9
DAVIS	E2	EAST HAVEN	7	545	9
DAVIS	E2	GRANBY	9	562	1
DAWSON	E1	NORTON	9	520	9
DAWSON JR	E1	NORTON	8	632	2
DEAETTE	E2	FERDINAND	3	504	9
DECELL	L	WESTON	3	505	9
DEGREE	C	EDEN	2	485	1
DELANDIS	D2	NORTON	5	9999	9
DEMERS	E2	VICTORY	1	368	9
DEMETRULES	E2	BRIGHTON	2	533	9
DESILETS	D2	NORTON	3	535	9
DESO	D2	NORTON	0.4	9999	9
DESROCHERS	E1	LEWIS	10	558	9
DESROCHES	D1	EDEN	0	210	9
DEVEREAUX	D2	BARTON	1	336	0
DOMINA	E2	FERDINAND	0.5	264	9
DOMPIERRE	E1	LEWIS	8	600	9
DONAGHY	E2	EAST HAVEN	2	9999	1

TABLE 5. 2007 LEGAL MOOSE HARVEST DATA--FEMALES ONLY

Last Name	WMU	Town of Kill	Age	Weight	Total CL
DONAHUE	E2	VICTORY	0.4	9999	9
DONOVAN	H1	GROTON	4	546	1
DOYON	E1	AVERILL	9	724	9
DREW	J1	ROCHESTER	6	488	9
DUBUQUE	E1	AVERILL	2	532	9
DUNHAM	E1	AVERYS GORE	7	575	9
EATON	D2	NORTON	3	512	9
EDDY	I	GOSHEN	99.9	9999	9
FAYETTE	P	STAMFORD	1	380	9
FLINT	D1	ALBANY	99.9	9999	9
FONTAINE	E2	MAIDSTONE	10	522	1
FOURNIER	E1	LEWIS	6	572	1
FOURNIER	E2	CONCORD	3	563	1
FRANCIS SR	E1	BRIGHTON	2	305	9
FULLER	E2	LUNENBURG	99.9	9999	9
FUNK	E2	EAST HAVEN	0.5	181	9
GABORIAULT	E2	EAST HAVEN	2	444	1
GAGNON	E1	AVERILL	2	9999	9
GAGNON	E1	AVERILL	13	486	9
GASCO-WIGGIN	E1	LEMINGTON	2	586	9
GASKIN	E2	GRANBY	3	457	9
GEORGE	E2	GRANBY	2	505	9
GERLING JR	O1	WINDHAM	5	539	2
GOODELL	E2	EAST HAVEN	7	579	9
GOODWIN SR	E2	CONCORD	99.9	9999	9
GOULD	D2	CHARLESTON	8	571	9
GOULET	E2	BRIGHTON	1	311	9
GRATTON	E2	EAST HAVEN	3	504	1
GRAY	E2	EAST HAVEN	0.5	188	9
GREENWOOD	E1	BRIGHTON	5	510	9
GRISWOLD	O1	ANDOVER	1	423	0
HAHN	D2	WESTMORE	12	9999	2
HAMBLETT	D2	HOLLAND	3	515	1
HAMEL	E2	EAST HAVEN	1	499	9
HAMELL	E1	NORTON	99.9	9999	9
HARDT	I	HANCOCK	2	550	1
HARRISON	E1	AVERILL	4	514	9
HEATH	E2	CONCORD	99.9	9999	9
HEINE	E2	MAIDSTONE	9	532	9
HENRY	D2	NORTON	99.9	9999	9
HERRINGTON	D2	BARTON	99.9	9999	9
HIGGINS	E1	LEWIS	8	9999	9
HILL SR	I	CHITTENDEN	2	620	9
HOLBROOK	E2	BRIGHTON	99.9	9999	9
HOLBROOK	E1	BLOOMFIELD	1	483	9
HOLMES	E2	EAST HAVEN	2	511	9
HOLTON	E2	GRANBY	11	645	9
HURLEY	I	GRANVILLE	9	454	2
JACKSON	E1	AVERILL	1	435	9

TABLE 5. 2007 LEGAL MOOSE HARVEST DATA--FEMALES ONLY

Last Name	WMU	Town of Kill	Age	Weight	Total CL
JACOBS	E2	EAST HAVEN	99.9	9999	9
JACOBS	E2	GRANBY	0.5	230	9
JAMES	D2	BURKE	8	375	0
JAMES	D2	DANVILLE	6	586	9
JARRY	E2	LUNENBURG	8	577	9
JASMAN	D2	NORTON	99.9	9999	9
JEAN	E1	AVERYS GORE	5	587	1
JEAN	E1	LEWIS	3	515	9
JENNESS	E2	MAIDSTONE	8	613	9
JETTE	E1	BLOOMFIELD	0.4	9999	9
JOHNSON	E1	NORTON	99.9	9999	9
JOHNSON	D2	WESTMORE	0.5	260	9
JONES	L	MT TABOR	1	9999	9
KANE	E2	BRIGHTON	99.9	9999	9
KASPER	P	SUNDERLAND	1	255	9
KING	E2	GRANBY	99.9	9999	9
KINGBURY	E1	AVERILL	0.5	253	9
KINNEY	E1	LEWIS	0.5	237	9
KINNEY	E1	BLOOMFIELD	1	468	1
KRAJEWSKI	D2	CHARLESTON	99.9	9999	9
KWIATKOWSKI	D2	NORTON	99.9	9999	9
LABER	C	LOWELL	8	543	1
LABERGE	E2	VICTORY	99.9	9999	9
LACHARITE	E1	AVERILL	1	385	9
LACOURSE	E2	BRIGHTON	99.9	9999	9
LACROIX	H2	VERSHIRE	3	391	9
LACROIX	E2	FERDINAND	2	396	9
LAFOUNTAIN	E2	FERDINAND	0.5	196	9
LALIBERTE	D2	WESTMORE	99.9	9999	9
LAMARE	D2	MORGAN	99.9	9999	9
LAMOUREUX	E1	NORTON	99.9	9999	9
LAMPHERE	D1	HYDE PARK	10	680	9
LANCTOT	D2	WARREN GORE	1	500	1
LANE	E2	EAST HAVEN	2	572	9
LASKEY	O1	ANDOVER	4	443	9
LAURIE	E1	LEMINGTON	4	395	9
LAVOIE	E2	MAIDSTONE	10	582	9
LAVZON	P	GLASTENBURY	8	600	1
LAWSON	D2	SHEFFIELD	99.9	9999	9
LEPORE	H1	MARSHFIELD	8	622	2
LEVICK	E1	AVERILL	8	494	9
LEWIS	D2	NORTON	2	485	9
LONG	D1	GLOVER	99.9	9999	9
LOVEJOY	E2	GRANBY	2	481	9
LUCE	H1	WOODBURY	4	9999	9
LUCIUS	E1	BLOOMFIELD	2	9999	9
MALONEY	E2	FERDINAND	6	593	1
MALONEY	E2	FERDINAND	0.5	264	9
MALZAC	I	RIPTON	6	519	9
MARTEL	E2	FERDINAND	0.5	248	9

TABLE 5. 2007 LEGAL MOOSE HARVEST DATA--FEMALES ONLY

Last Name	WMU	Town of Kill	Age	Weight	Total CL
MARTIN	E2	BLOOMFIELD	99.9	9999	9
MARTIN	E1	BLOOMFIELD	99.9	9999	9
MARTIN	E2	BRUNSWICK	99.9	9999	9
MASCITTI	E1	AVERILL	3	552	9
MASTROINNI	D2	NEWARK	0.5	262	9
MATHIEU	E2	GRANBY	6	549	9
MAYER	M	STOCKBRIDGE	3	619	2
MCALLISTER	E2	FERDINAND	1	367	0
MCDERMENT	M	READING	5	417	1
MCLAUGHLIN	E2	FERDINAND	99.9	9999	9
MCNULTY	E1	AVERYS GORE	2	559	1
MELANSON	D2	STANNARD	99.9	9999	9
MERCIER	D2	WHEELLOCK	4	568	9
MESERVEY	D2	WALDEN	1	449	9
MESSIER	E1	LEWIS	1	409	9
MILLER	E2	VICTORY	2	521	9
MILLER	D2	MORGAN	0.4	9999	9
MODRY	H1	WOLCOTT	99.9	9999	9
MOHAN	E1	AVERILL	3	470	9
MOHAN	E1	AVERILL	10	690	9
MONGER	D2	MORGAN	99.9	9999	9
MORAN	E2	BRUNSWICK	3	9999	1
MOREAU	E2	GRANBY	5	472	9
MOREHOUSE	E2	EAST HAVEN	99.9	9999	9
MOREY	E2	VICTORY	4	554	9
MORRIS	E1	LEWIS	99.9	9999	9
MORSE	E1	LEMINGTON	8	544	9
MORSE	E1	LEMINGTON	3	689	2
MOULTON	E1	NORTON	4	499	1
MOULTON	D2	CHARLESTON	99.9	9999	9
MUIR JR	E2	FERDINAND	99.9	9999	9
MYERS	D2	WHEELLOCK	1	392	9
NEWLAND	D2	SUTTON	0.5	264	9
NEWTON-WARD	E2	GRANBY	99.9	9999	9
NOLAN	E1	AVERILL	9	593	9
NORWAY	D2	BRIGHTON	0.5	232	9
NOYES	D2	WHEELLOCK	0.5	172	9
NUCCIO	E1	NORTON	6	478	1
NUTBROWN	D2	SHEFFIELD	2	603	9
OSMER	J2	ORANGE	7	547	2
OVITT	E2	FERDINAND	2	356	9
OVITT	E1	LEWIS	99.9	9999	9
PALLAS	E1	NORTON	8	576	9
PARKER	E1	NORTON	99.9	9999	9
PATENAUDE	D2	NORTON	3	547	1
PEARSONS	E1	BLOOMFIELD	9	574	1
PECK	E2	EAST HAVEN	6	568	9
PELKEY	E2	BRIGHTON	99.9	9999	9
PELLETIER	G	HUNTINGTON	2	354	9
PETERS	E1	LEMINGTON	10	564	1

TABLE 5. 2007 LEGAL MOOSE HARVEST DATA--FEMALES ONLY

Last Name	WMU	Town of Kill	Age	Weight	Total CL
POISSANT	E2	FERDINAND	5	525	1
PUTNEY	E2	FERDINAND	1	320	
REED	D2	VICTORY	99.9	9999	9
RICARD	D1	EDEN	3	466	0
RIDEOUT	E1	LEWIS	14	548	9
ROBINSON	E2	NEWARK	99.9	9999	9
RODGER	E1	NORTON	8	497	0
ROLLO	D2	NORTON	5	478	0
ROOKS	E1	BLOOMFIELD	1	422	0
ROSS	E2	LUNENBURG	0.4	9999	9
SABIN	E1	LEMINGTON	7	675	1
SABINI	E1	AVERILL	8	660	1
SARTWELL	D2	WARREN GORE	0.5	253	9
SCOTT	D2	CHARLESTON	99.9	9999	9
SICARD	D2	NORTON	1	434	9
SILVER	E2	CONCORD	5	562	1
SIMONDS	E1	LEWIS	2	516	1
SMITH	I	HANCOCK	99.9	9999	9
SMITH	D2	NEWARK	5	566	1
SMITH	E1	LEWIS	99.9	9999	9
SMITH	D2	WALDEN	7	558	9
SPINA	E2	GUILDHALL	99.9	9999	9
ST ONGE	E2	GRANBY	0.5	161	9
STACY	E1	LEWIS	0.5	125	9
STEVENS	E1	WARREN GORE	1	380	9
STREETER	E1	NORTON	2	618	9
STROBRIDGE	E1	LEWIS	3	557	9
STRONG	E1	BRIGHTON	1	450	0
SYKES	E1	WARRENS GORE	99.9	9999	9
TAFT	P	GLASTENBURY	1	298	9
TAYLOR JR	E1	NORTON	99.9	9999	9
TETREAUULT	E1	LEWIS	99.9	9999	9
THAYER	E1	BLOOMFIELD	0.5	221	9
THURSTON	D2	HOLLAND	1	442	9
TIBBITS	E1	LEWIS	2	570	9
TILLOTSON	C	MONTGOMERY	5	502	1
TRACY	E1	CANAAN	99.9	9999	9
TREADWAY	L	SHREWSBURY	5	9999	9
TREMBLEY	D2	SHEFFIELD	99.9	9999	9
TURNER	E1	LEWIS	99.9	9999	9
TYLER	E2	FERDINAND	2	661	9
VAILLANCOURT	C	BELVIDERE	99.9	9999	9
VALLY	E2	GRANBY	99.9	9999	9
WARD	E2	GRANBY	2	446	9
WATT	E1	LEWIS	3	500	1
WAUGH	D2	WHEELLOCK	6	665	9
WELCH	E1	AVERYS GORE	3	488	1
WESTINE	E2	CONCORD	99.9	9999	9
WHEELER	D2	NORTON	1	399	0
WHEELER	E1	LEMINGTON	2	452	0

TABLE 5. 2007 LEGAL MOOSE HARVEST DATA--FEMALES ONLY

Last Name	WMU	Town of Kill	Age	Weight	Total CL
WHEELER	E1	FERDINAND	3	558	1
WHEELER JR	D1	NEWPORT	2	586	2
WHITE	D2	NORTON	3	591	2
WHITE	O1	GRAFTON	2	461	9
WILKINS	D2	SUTTON	1	263	9
WILLIAMS	E1	AVERYS GORE	5	690	2
WILSON	C	LOWELL	4	627	9
WOODARD	E2	BRIGHTON	9	618	9
WOODARD SR	D2	NEWARK	2	628	1
WUCIK	H1	ELMORE	0.5	288	9



Tom Merrifield