



2024 VERMONT WILD TURKEY HARVEST REPORT



Photo by B. Ladeau



FISH AND WILDLIFE DEPARTMENT
(802) 828-1000 www.vtfishandwildlife.com



Most of the programs described in this report are funded through the **Federal Aid in Wildlife Restoration Program**. This program was initiated in 1937 as the Federal Aid in Wildlife Act and created a system whereby taxes are paid on firearms, ammunition, and archery equipment by the public who hunts. Today this excise tax generates more than one hundred million dollars each year that are dedicated to state wildlife restoration and management projects across the United States. The State of Vermont uses these monies for acquiring land, and for restoring and managing wildlife. These excise tax dollars, coupled with state hunting license fees, have been the predominant source of money funding the successful restoration and management of Vermont's wildlife resources.

2024 VERMONT WILD TURKEY HARVEST REPORT

Contents

2024 Harvest Overview.....3
Season Results.....4
Youth Season (April 27-28, 2024).....5
Novice Season (April 27-28, 2024).....6
Spring Season (May 1-31, 2024).....6
Fall Regular Season (Variable by WMU,).....6
Fall Archery Season (October 5-25, 2024).....7
Harvest Distribution.....8
2024 Turkey Harvest by Town and County.....9



The MISSION of the Vermont Fish & Wildlife Department is the conservation of fish, wildlife, and plants and their habitats for the people of Vermont.

Vermont Fish & Wildlife Department

Agency of Natural Resources

1 National Life Drive, Davis 2

Montpelier, Vermont 05620-3702

(802) 828-1000 / www.vtfishandwildlife.com

2024 Harvest Overview

Hunters harvested a combined total of 6,516 wild turkeys during the Vermont turkey hunting seasons in 2024, providing hunters with more than 159,101 servings of locally sourced, nutritious protein. The 2024 harvest was 0.7% lower than the previous 10-year average of 6,564.

Hunting conditions were variable during the 2024 turkey hunting seasons but were generally favorable for hunters. Temperatures and precipitation were within seasonal norms during most of May when the majority of turkeys are harvested each year (78%, 2014-2024). Statewide surveys indicated that beech mast production was excellent statewide in 2023. The favorable brood rearing conditions experienced during the late spring and early summer months yielded a healthy flush of poults into the fall population and the relatively mild winter weather experienced since has further safeguarded the health and abundance of Vermont's turkey flock in 2024.

Examination of long-term trends of harvest and hunter effort suggests that Vermont's turkey population stabilized in the early 2000s following a dramatic population increase throughout the 1990s (**Figures 1 and 2**). The Vermont Fish & Wildlife Department continues to monitor the turkey population using hunter-sourced data and brood production indices as further detailed below. Details on the department's turkey management strategies, and information on the status and health of Vermont's turkey population can be found in the department's [2020-2030 Big Game Plan](#).

Figure 1. Total turkeys harvested per year, 1994-2024.

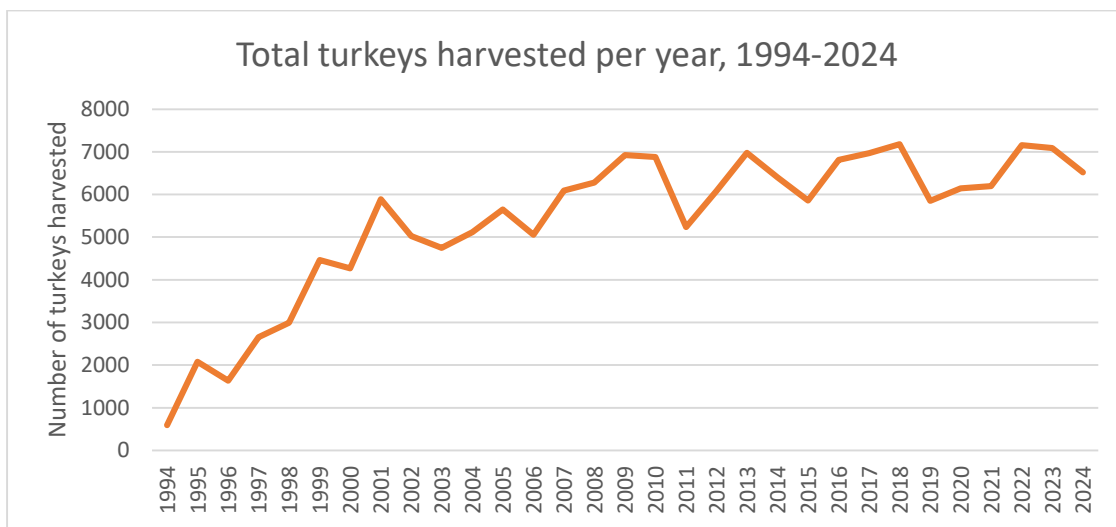
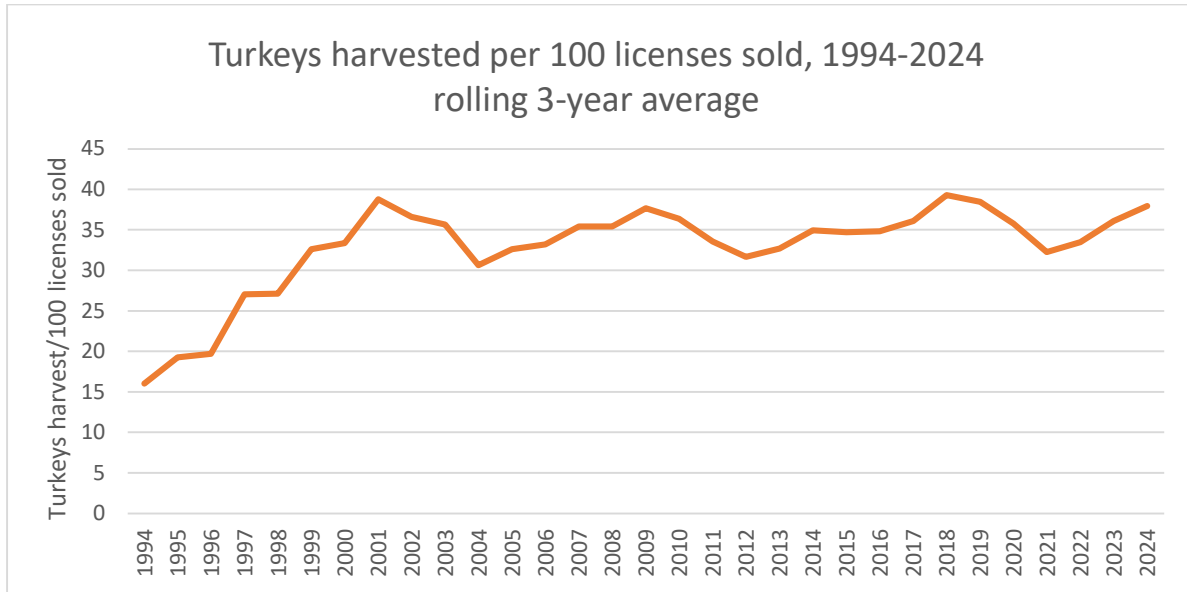


Figure 2. Turkeys harvested per 100 licenses sold, 1994-2024 (rolling three-year average).



Season Results

Adult male turkeys (i.e., two year old and older male turkeys otherwise referred to as “toms”) comprised 75% of the total annual harvest with 18% immature males (i.e., one year old male turkeys otherwise referred to as “jakes”), and 6% females, or “hens”, of various ages making up the remainder (**Figure 3**). Lower than previous years, < 1% (28) of the hens harvested were reported to have beards. The regular spring season accounted for 81% of the total turkey harvest, while 8% were harvested during the regular fall season, 2% during the fall archery-only season, 11% during the youth season, and less than 1% during the novice season (**Figure 4, Table 1**).

Figure 3. Age and sex distribution of the total turkey harvest in 2024.

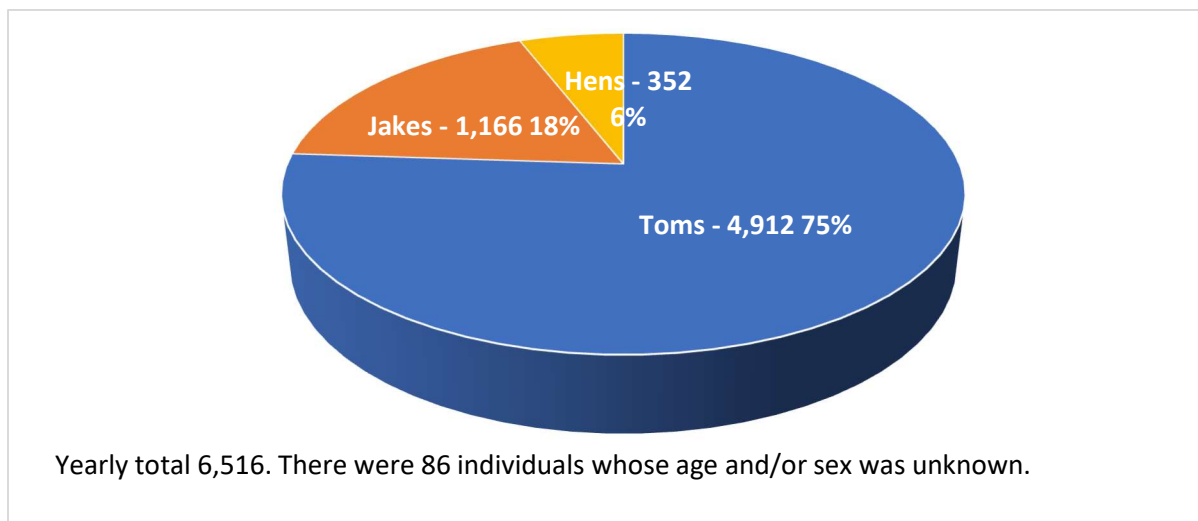


Figure 4. Distribution of the 2024 turkey harvest by season.

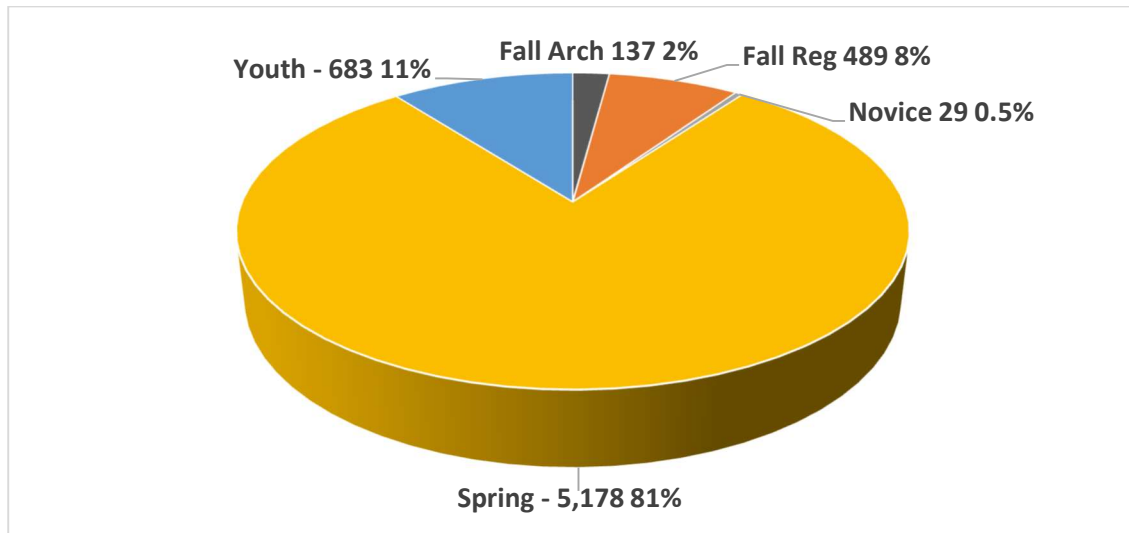


Table 1. Harvest per Season, 2013-2024

Year	Youth	Novice	Spring	Fall Regular	Fall Archery	Total Harvest
2014	596		4,592	1,074	158	6,393
2015	511		4,462	767	119	5,859
2016	670		4,867	1,085	188	6,810
2017	748		5,854	289	78	6,969
2018	525		5,354	1,097	207	7,183
2019	579		4,917	277	78	5,851
2020	627		4,795	568	151	6,141
2021	708	35	5,025	296	130	6,194
2022	627	33	5,589	655	253	7,157
2023	804	38	5,854	326	64	7,086
2024	683	29	5,178	489	137	6,516
Previous 10-year Average	640	35	5,131	643	143	6,564

Youth Season (April 27- 28, 2024)

In 2024, a total of 1,973 youth season tags were issued to prospective youth hunters which was down from the previous year (2,107) and 8% less than the previous ten-year average of 2,140. During the 2-day youth season, youth hunters harvested 683 bearded turkeys (**Table 1**) which was 7% more than the previous 10-year average youth season harvest of 640 birds. Youth hunters continued to enjoy a remarkably high success rate with 34.6% harvesting birds.

Novice Season (April 27 – 28, 2024)

Beginning in 2021, novice hunters (i.e., people who are 16 or older and who purchased their first hunting license within the previous 12 months) were afforded the opportunity to pursue turkeys during a two-day season running concurrent with, and following similar rules to, the youth season. In 2024, a total of 139 tags were issued to prospective novice hunters resulting in the harvest of 29 turkeys (**Table 1**). Although less novice hunters took advantage of this new season in 2024 (i.e., down from 225 in 2021), the success rate (20.9%) for these hunters was notably higher than in its inaugural year (15.6%).

Spring Season (May 1-31, 2024)

Hunters harvested a total of 5,178 turkeys during the spring season (**Table 1**). Hunter success rates for the regular spring season remained high in 2024 with 24.4% of licensed hunters taking at least one bird. As in most years, an impressive 34.7% of successful hunters also harvested a second bearded bird to fill the 2-bird regular spring season bag limit. Toms (i.e., two year old and older males) comprised a record 82% of the 2024 spring harvest which was 10% more than the previous year and 12% higher than the previous 10-year average of 70% (2014-2023). The 2024 spring season also included 20 bearded hens in the tally. As expected, the majority (5,115) of turkeys were harvested using shotguns. The remainder of the turkeys were taken via the use of crossbows (35), vertical bows (12), and muzzleloading shotguns (16).

Fall Regular Season (Variably by WMU, October 26-November 3, 2024 or October 26-November 10, 2024)

Hunters reported a total of 489 turkeys during the fall regular (shotgun) season. Although this was 50% more than was taken the previous year (326), it was 24% less than the previous 10-year average of 643 (**Table 1**). As results of the 2024 fall regular season continue to demonstrate, fall turkey harvests vary widely from year to year in response to several factors including, most notably, the brood rearing conditions experienced earlier in the year, hunting conditions throughout the season, and annual mast production. Despite this variability, the sex and age class distribution of the fall regular season remained remarkably close to previous years with immature birds comprising a record low 29% of the harvest, adult females accounting for 40%, and toms 30% (**Figure 5**). Within the region of the state having a 9-day fall hunting season (i.e., WMUs B, D1, D2, G, H, I, J1, J2, L, M, O, P, and Q), 0.08 turkeys were harvested per square mile of forested habitat and 0.08 turkeys per square mile of habitat were harvested within the region of the state having a 16-day shotgun season (i.e., F1, F2, K, and N). Of the 437 successful fall hunters who reported their turkeys online, 88% said they were targeting turkeys.

Fall Archery Season (October 5 - 25, 2024)

Archery hunters harvested a total of 137 birds during the 21-day fall archery season. This was 53% more than the previous year (64) and nearly equal to the previous 10-year average harvest of 136 birds. The harvest during this season was comprised of 40% toms, 27% adult hens, and 34% immature birds of either sex (Figure 6). Of the 102 successful fall archery hunters who reported their turkeys online, 49% said they were targeting turkeys while the remaining 51% said they were targeting deer.

Figure 5. Age and sex distribution of the 2024 fall regular season.

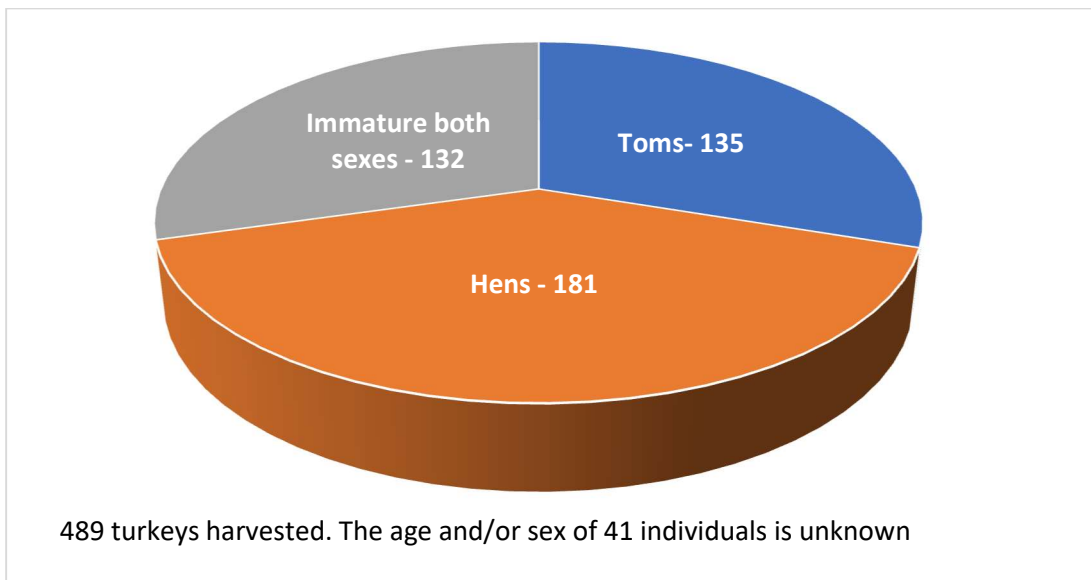
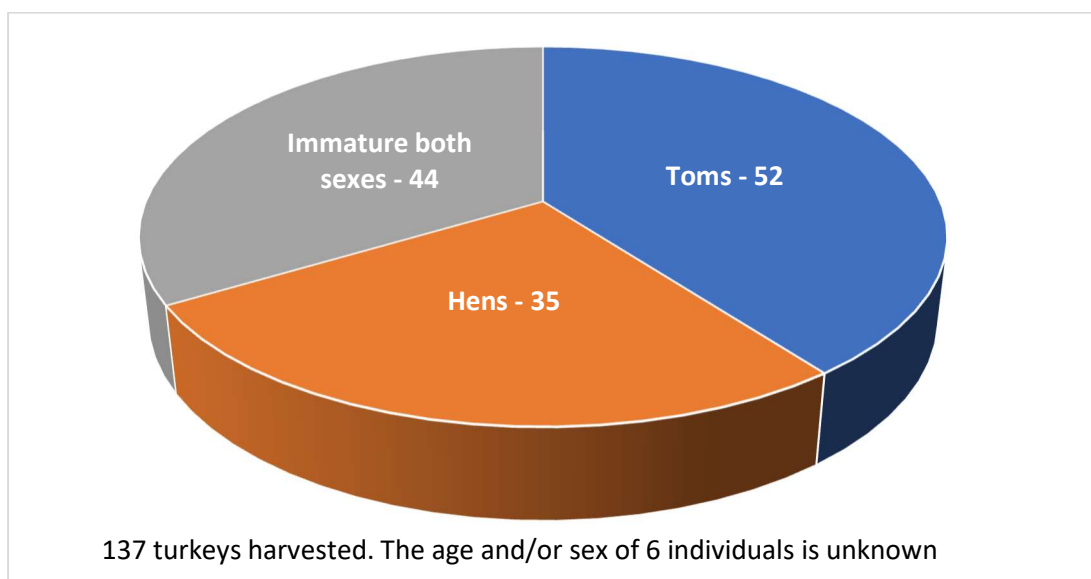


Figure 6. Age and sex distribution of the 2024 fall archery harvest.



Harvest Distribution

Although widespread and abundant throughout the state, wild turkeys are not evenly distributed across the landscape and, accordingly, neither was the 2024 turkey harvest. Wildlife Management Units B, D1, and J2 continued to record the highest total harvests with 642, 589, and 658 turkeys taken, respectively (**Table 2**). This year, D1 edged out O, which is usually in the top 3 units for harvest. Similarly, Wildlife Management Units A, F1, and F2 continued to record the highest harvest density with 1.69, 2.68, and 1.51 spring birds harvested per square mile of forest habitat, respectively. This area, the Champlain Valley, is known to harbor productive soils and a rich mix of habitat types including farmland and forestland; and generally experience the easiest winters – conditions which favor turkeys and allow them to maintain higher densities. Turkeys were harvested in 243 of Vermont’s 251 towns (**Table 3**) during the spring season with an average of 26.7 turkeys harvested per town and no more than 76 turkeys taken from any one town.

Table 2. Turkey Harvest by WMU and Season in 2024.

WMU	Fall Archery	Fall Regular	Novice	Spring	Youth	Total	Harvest per Sq mile of habitat*
A	1	-	0	51	3	55	1.69
B	13	22	2	523	82	642	1.49
C	7	-	3	166	42	218	0.60
D1	8	62	3	433	84	590	1.17
D2	3	38	1	205	38	285	0.71
E1	3	-	0	65	6	74	0.23
E2	2	-	0	73	8	83	0.25
F1	4	11	3	240	33	291	2.68
F2	4	13	0	198	35	250	1.51
G	8	14	1	138	6	167	0.40
H	7	44	1	290	39	381	0.71
I	4	10	0	140	10	164	0.37
J1	14	74	1	383	32	504	0.86
J2	18	60	2	509	69	658	0.92
K	8	24	1	387	71	491	1.30
L	1	16	1	155	10	183	0.48
M	4	25	1	221	16	267	0.56
N	7	17	2	243	36	305	1.03
O	12	33	2	462	40	549	1.06
P	4	7	3	139	14	167	0.36
Q	5	19	2	157	9	192	0.77
Total	137	489	29	5178	683	6516	

*Spring, youth, and novice seasons.

- WMU not open for fall regular season

Table 3. 2024 Turkey Harvest by Town and County

County	Town	Youth	Novice	Spring	Fall Archery	Fall Regular	Total Town Harvest
ADDISON	ADDISON	5	0	36	1	2	44
	BRIDPORT	3	1	36	0	2	42
	BRISTOL	2	0	23	2	0	27
	CORNWALL	3	0	24	0	1	28
	FERRISBURGH	6	0	40	1	0	47
	GOSHEN	0	0	3	0	0	3
	GRANVILLE	1	1	8	2	3	15
	HANCOCK	0	0	6	0	2	8
	LEICESTER	0	0	4	1	0	5
	LINCOLN	0	0	18	0	0	18
	MIDDLEBURY	3	0	26	1	0	30
	MONKTON	1	0	22	0	2	25
	NEW HAVEN	8	0	48	0	2	58
	ORWELL	10	0	42	1	2	55
	PANTON	3	0	8	0	0	11
	RIPTON	1	0	11	0	0	12
	SALISBURY	2	0	16	0	3	21
	SHOREHAM	4	0	24	1	2	31
	STARKSBORO	5	0	26	2	1	34
	VERGENNES	0	0	0	0	0	0
	WALTHAM	3	0	10	0	0	13
	WEYBRIDGE	3	2	15	0	1	21
	WHITING	4	0	9	0	1	14
	TOTAL		67	4	455	12	24
BENNINGTON	ARLINGTON	3	1	21	2	0	27
	BENNINGTON	5	0	32	3	3	43
	DORSET	1	0	31	0	4	36
	GLASTENBURY	0	0	1	0	0	1
	LANDGROVE	0	0	3	0	1	4
	MANCHESTER	0	0	18	0	2	20
	PERU	0	0	8	0	0	8
	POWNAI	11	0	43	0	1	55
	READSBORO	2	1	13	2	0	18
	RUPERT	8	0	34	1	6	49
	SANDGATE	3	1	17	0	1	22
	SEARSBURG	0	1	5	0	0	6
	SHAFTSBURY	5	0	45	0	2	52
	STAMFORD	0	1	8	1	0	10
	SUNDERLAND	1	0	8	1	0	1
	WINHALL	0	0	16	0	3	10
	WOODFORD	0	0	9	0	0	19
	TOTAL		39	5	313	10	23
CALEDONIA	BARNET	5	0	27	0	3	35
	BURKE	0	0	23	0	3	26
	DANVILLE	7	0	43	0	12	62

Table 3. 2024 Turkey Harvest by Town and County

County	Town	Youth	Novice	Spring	Fall Archery	Fall Regular	Total Town Harvest
	GROTON	2	0	18	0	2	22
	HARDWICK	6	0	31	1	4	42
	KIRBY	4	0	19	0	0	23
	LYNDON	5	0	31	1	7	44
	NEWARK	0	0	15	0	0	15
	PEACHAM	1	0	14	0	0	15
	RYEGATE	5	0	43	0	2	50
	ST. JOHNSBURY	4	0	18	2	4	13
	SHEFFIELD	4	0	9	0	0	28
	STANNARD	1	0	4	0	1	7
	SUTTON	6	1	18	0	4	29
	WALDEN	3	0	24	0	4	31
	WATERFORD	4	0	37	0	7	48
	WHELOCK	2	0	12	0	1	15
	TOTAL		59	1	286	4	54
CHITTENDEN	BOLTON	0	0	6	0	0	6
	BUELS GORE	0	0	0	0	0	24
	BURLINGTON	0	0	0	0	0	33
	CHARLOTTE	2	0	20	0	2	22
	COLCHESTER	4	1	27	0	1	27
	ESSEX	3	0	17	1	1	20
	HINESBURG	3	0	22	0	2	27
	HUNTINGTON	0	0	17	2	1	20
	JERICO	0	0	18	0	3	21
	MILTON	12	0	34	2	2	50
	RICHMOND	0	1	16	1	0	18
	SHELBURNE	1	0	10	0	1	12
	SOUTH BURLINGTON	0	0	2	0	0	2
	ST. GEORGE	2	0	1	1	0	4
	UNDERHILL	0	0	20	0	1	21
	WESTFORD	2	0	19	0	0	21
	WILLISTON	2	0	9	0	0	11
	WINOOSKI	0	0	0	0	0	0
TOTAL		31	2	238	7	14	292
ESSEX	AVERILL	0	0	1	0	0	1
	AVERYS GORE	0	0	0	0	0	0
	BLOOMFIELD	1	0	16	0	0	17
	BRIGHTON	0	0	13	1	4	18
	BRUNSWICK	0	0	6	0	0	6
	CANAAN	2	0	12	0	0	14
	CONCORD	3	0	20	1	2	26
	EAST HAVEN	2	0	1	0	0	3
	FERDINAND	0	0	2	2	0	4
	GRANBY	1	0	6	0	0	7
GUILDHALL	0	0	9	0	0	9	

Table 3. 2024 Turkey Harvest by Town and County

County	Town	Youth	Novice	Spring	Fall Archery	Fall Regular	Total Town Harvest
	LEMINGTON	1	0	10	0	0	1
	LEWIS	0	0	1	0	0	1
	LUNENBURG	4	0	21	1	5	31
	MAIDSTONE	0	0	4	0	0	4
	NORTON	0	0	12	1	0	13
	VICTORY	0	0	6	0	0	6
	WARRENS GORE	0	0	0	0	0	0
	TOTAL		14	0	452	11	13
FRANKLIN	BAKERSFIELD	0	0	28	1	2	31
	BERKSHIRE	5	0	40	3	0	48
	ENOSBURG	13	0	42	0	0	55
	FAIRFAX	5	0	28	2	2	37
	FAIRFIELD	11	0	63	1	1	76
	FLETCHER	1	0	27	2	1	31
	FRANKLIN	8	0	46	0	1	55
	GEORGIA	4	0	46	0	1	43
	HIGHGATE	4	0	39	2	1	46
	MONTGOMERY	5	0	23	0	0	28
	RICHFORD	6	1	27	1	0	35
	SHELDON	8	0	16	1	1	26
	ST. ALBANS	3	0	16	0	1	20
	SWANTON	4	1	19	0	0	24
TOTAL		77	2	452	11	13	555
GRAND ISLE	ALBURGH	1	0	19	0	0	20
	GRAND ISLE	0	0	12	0	0	12
	ISLE LA MOTTE	1	0	2	0	0	3
	NORTH HERO	0	0	5	0	0	5
	SOUTH HERO	1	0	13	1	0	15
	TOTAL		3	0	51	1	0
LAMOILLE	BELVIDERE	1	0	4	2	0	7
	CAMBRIDGE	6	0	43	1	4	54
	EDEN	5	0	19	1	0	28
	ELMORE	2	0	12	0	0	14
	HYDE PARK	4	0	25	1	3	33
	JOHNSON	7	0	22	1	2	32
	MORRISTOWN	5	0	41	0	1	47
	STOWE	2	0	26	2	4	34
	WATERVILLE	2	0	16	0	0	18
	WOLCOTT	4	0	17	0	5	26
TOTAL		38	0	225	8	19	290
ORANGE	BRADFORD	7	0	30	3	4	44
	BRAINTREE	1	0	29	0	8	38
	BROOKFIELD	1	0	29	1	15	46
	CHELSEA	4	0	39	1	3	47
	CORINTH	8	0	37	3	3	51

Table 3. 2024 Turkey Harvest by Town and County

County	Town	Youth	Novice	Spring	Fall Archery	Fall Regular	Total Town Harvest	
	FAIRLEE	2	0	11	1	0	14	
	NEWBURY	9	0	55	2	7	73	
	ORANGE	1	0	17	0	3	21	
	RANDOLPH	3	0	33	2	3	41	
	STRAFFORD	2	0	16	1	2	21	
	THETFORD	3	0	37	0	2	42	
	TOPSHAM	5	0	24	2	2	33	
	TUNBRIDGE	3	0	38	3	12	56	
	VERSHIRE	4	0	13	0	1	18	
	WASHINGTON	4	0	26	0	3	33	
	WEST FAIRLEE	0	0	8	0	3	11	
	WILLIAMSTOWN	5	0	35	0	6	46	
	TOTAL		62	0	477	19	77	635
	ORLEANS	ALBANY	7	0	28	0	3	38
BARTON		5	0	23	2	3	33	
BROWNINGTON		3	0	23	1	5	32	
CHARLESTON		6	0	25	0	10	41	
COVENTRY		6	1	33	2	2	44	
CRAFTSBURY		4	1	41	0	10	56	
DERBY		10	0	49	2	9	70	
GLOVER		4	0	19	0	1	24	
GREENSBORO		5	0	21	0	4	30	
HOLLAND		6	0	32	0	1	39	
IRASBURG		5	0	30	0	4	8	
JAY		2	0	6	0	0	20	
LOWELL		5	1	14	0	0	12	
MORGAN		1	0	10	0	1	45	
NEWPORT		8	1	34	0	2	43	
TROY		6	0	35	0	2	43	
WESTFIELD		1	1	5	1	0	8	
WESTMORE		3	0	5	0	0	8	
TOTAL		87	5	433	8	57	590	
RUTLAND	BENSON	3	0	36	0	1	40	
	BRANDON	5	0	21	1	3	30	
	CASTLETON	4	0	32	0	2	38	
	CHITTENDEN	2	0	21	0	3	26	
	CLARENDON	3	0	36	1	2	42	
	DANBY	1	0	18	0	0	31	
	FAIR HAVEN	1	0	18	0	0	19	
	HUBBARDTON	0	0	20	0	1	21	
	IRA	2	0	4	1	2	9	
	KILLINGTON	0	0	5	0	0	5	
	MENDON	0	0	9	0	3	12	
	MIDDLETOWN SPR	3	0	20	0	2	25	
	MOUNT HOLLY	1	0	24	0	1	26	
	MOUNT TABOR	0	0	7	0	0	7	

Table 3. 2024 Turkey Harvest by Town and County

County	Town	Youth	Novice	Spring	Fall Archery	Fall Regular	Total Town Harvest
	PAWLET	8	0	45	1	1	55
	PITTSFIELD	1	0	12	0	2	15
	PITTSFORD	3	0	32	1	2	38
	POULTNEY	11	0	31	1	1	44
	PROCTOR	0	0	3	0	0	3
	RUTLAND	1	0	22	0	2	25
	SHREWSBURY	4	0	13	0	5	22
	SUDBURY	0	0	24	2	1	27
	TINMOUTH	4	0	17	1	4	26
	WALLINGFORD	6	2	32	1	0	41
	WELLS	8	0	21	0	1	30
	WEST HAVEN	1	0	30	0	0	31
	WEST RUTLAND	4	0	19	1	2	26
	TOTAL	80	2	578	11	43	714
WASHINGTON	BARRE	6	0	41	0	6	53
	BERLIN	3	0	41	3	3	50
	CABOT	1	0	28	1	6	36
	CALAIS	2	0	23	1	2	27
	DUXBURY	0	0	7	1	0	8
	EAST MONTPELIER	6	0	41	2	13	62
	FAYSTON	0	0	7	0	1	8
	MARSHFIELD	4	0	24	1	1	30
	MIDDLESEX	0	0	11	0	2	13
	MONTPELIER	1	0	8	0	0	9
	MORETOWN	1	0	16	0	5	22
	NORTHFIELD	2	0	32	1	7	42
	PLAINFIELD	6	0	32	1	7	36
	ROXBURY	0	0	10	1	2	13
	WAITSFIELD	0	0	12	1	0	13
	WARREN	0	0	4	0	0	4
	WATERBURY	1	0	12	1	2	16
	WOODBURY	0	1	7	0	0	8
	WORCESTER	2	0	6	0	7	15
	TOTAL	35	1	359	13	57	465
WINDHAM	ATHENS	0	0	5	0	0	5
	BRATTLEBORO	1	0	19	0	2	22
	BROOKLINE	1	1	10	0	0	12
	DOVER	1	0	21	1	2	25
	DUMMERSTON	1	1	37	1	2	42
	GRAFTON	2	0	28	0	2	32
	GUILFORD	4	0	42	2	0	48
	HALIFAX	5	0	28	0	6	39
	JAMAICA	2	0	18	0	1	21
	LONDONDERRY	4	0	28	0	2	34
	MARLBORO	0	0	23	0	3	26
	NEWFANE	0	1	16	0	1	18

Table 3. 2024 Turkey Harvest by Town and County

County	Town	Youth	Novice	Spring	Fall Archery	Fall Regular	Total Town Harvest	
	PUTNEY	1	0	22	0	1	24	
	ROCKINGHAM	3	0	33	0	4	40	
	SOMERSET	0	0	0	0	0	0	
	STRATTON	1	0	7	0	0	8	
	TOWNSHEND	4	0	29	0	3	36	
	VERNON	2	1	15	2	0	20	
	WARDSBORO	1	0	5	1	2	9	
	WESTMINSTER	2	0	31	1	0	33	
	WHITINGHAM	2	0	18	0	1	21	
	WILMINGTON	4	0	29	3	5	41	
	WINDHAM	1	0	15	0	3	19	
	TOTAL		42	4	478	11	40	575
	WINDSOR	ANDOVER	3	0	15	0	2	20
BALTIMORE		0	0	3	0	0	3	
BARNARD		1	0	14	0	4	19	
BETHEL		4	0	27	1	2	34	
BRIDGEWATER		3	0	22	0	4	29	
CAVENDISH		0	0	22	0	2	24	
CHESTER		1	0	41	1	2	45	
HARTFORD		4	1	36	1	0	42	
HARTLAND		2	0	59	1	4	66	
LUDLOW		0	0	22	0	0	22	
NORWICH		1	1	25	2	2	31	
PLYMOUTH		1	0	14	0	2	17	
POMFRET		1	0	20	1	5	27	
READING		0	1	16	0	1	18	
ROCHESTER		6	0	30	1	2	39	
ROYALTON		2	0	27	1	3	33	
SHARON		2	0	26	0	0	28	
SPRINGFIELD		6	0	41	0	3	50	
STOCKBRIDGE		0	0	13	1	5	19	
WEATHERSFIELD		5	0	48	4	3	60	
WEST WINDSOR		2	0	13	0	3	18	
WESTON		1	0	9	1	1	12	
WINDSOR		2	0	21	1	3	27	
WOODSTOCK		2	0	29	0	4	35	
TOTAL			49	3	593	16	57	718
STATE		TOTAL	683	29	5178	137	489	6516

