



2020 VERMONT BLACK BEAR HARVEST REPORT



Jacob Zorn



Most of the programs described in this report are funded through the *Federal Aid in Wildlife Restoration Program*. This program was initiated in 1937 as the Federal Aid in Wildlife Act and created a system whereby taxes are paid on firearms, ammunition, and archery equipment by the public who hunts. Today this excise tax generates more than one hundred million dollars each year that are dedicated to state wildlife restoration and management projects across the United States. The State of Vermont uses these monies for acquiring land, and for restoring and managing wildlife. These excise tax dollars, coupled with state hunting license fees, have been the predominant source of money funding the successful restoration and management of Vermont's wildlife resources.

2020 VERMONT BLACK BEAR HARVEST REPORT

Contents

Vermont's Black Bear Population and Habitat.....	1
Public Education and Outreach.....	1
2020 Harvest Summary.....	2
Ages of Bears.....	4
Total Bear Harvest for Hunting Seasons 1970-2020.....	4
Harvest Distribution	5
Timing of Harvest.....	5
Harvest by Hunting Opportunity	5
Heaviest Bears.....	7
Non-hunting Mortalities and Damage Complaints.....	8
Looking to the Future	9
Appendix A. 2020 Vermont Black Bear Harvest by Town and County of Kill.....	10



The MISSION of the Vermont Fish & Wildlife Department is the conservation of fish, wildlife, and plants and their habitats for the people of Vermont.

Vermont Fish & Wildlife Department

Agency of Natural Resources

1 National Life Drive, Davis 2

Montpelier, Vermont 05620-3702

(802) 828-1000 / www.vtfishandwildlife.com

2020 Black Bear Harvest Report

Vermont's Black Bear Population and Habitat

Vermont's bear population is currently estimated to be within the population objective of 3,500 to 5,500 bears called for in the *Big Game Management Plan, 2020-2030*. The bear population is strong throughout the state, and abundant hunting opportunities exist in most areas. There are currently more than 800,000 acres of public land open to hunting under state or federal land management, including more than 136,000 acres on 100 Wildlife Management Areas (WMAs). To view or download maps of these public lands, go to the Vermont Fish & Wildlife Department's website: vtfishandwildlife.com.

The department expends considerable effort in protecting black bear habitat by reviewing and making habitat development recommendations on projects that require federal, state, or local permits for potential impacts to fish, wildlife, and related habitats. Since 1995, there have been more than 30,000 acres of significant bear habitat protected in Vermont through the environmental permitting process. In 2020, department biologists reviewed 679 applications for development projects and commented on an additional 106 pre-application projects to reduce development impacts on our wildlife resource. Department staff also carried out habitat improvement projects on 5,566 acres on WMAs including maintaining 105 acres of wild fruit and nut trees.

In recent years, department biologists reviewed plans for several large industrial

wind projects proposed for remote areas of the state that could potentially impact large areas of significant bear habitats. Due to the lack of data on the potential impacts of wind generation projects on black bears, the VT Public Service Board directed the department to implement a long-term study in southern Vermont associated with the Deerfield Wind Project. To date, dozens of bears have been collared and monitored as part of this study that is expected to continue through 2022.



Public Education and Outreach

Biologists and game wardens gave 4 bear-related presentations to groups as requested – a much lower number than in prior years due to the Covid-19 pandemic. Rather than in-person presentations, the bear project personnel gave several virtual bear presentations and did more press releases and responded to more requests for media interviews than in past years. Eleven department news releases were done addressing bear management or bear-human conflicts, and 29 interviews were done for newspapers, television stations or magazines who contacted department staff regarding the status of bear management in the state. The public also filed 923 bear conflict reports on the department website while game wardens responded to an additional 782 complaints of black bears involved in automobile collisions, that were causing property damage or were potentially threatening public safety in 2020. In the interest of promoting the hunting of bears,

the department has begun hosting black bear hunting seminars for those desiring to learn more about hunting the species and promoting the harvesting of bears for their meat.

2020 Harvest Summary

Bear hunters in Vermont had a safe and successful hunting season in 2020. Licensed hunters harvested 925 black bears (463 males, 459 females and 3 unknown) in Vermont during the combined 2020 seasons (Table 1) yielding a harvest sex ratio of 1.0 males per female. An estimated 277,500 meals of nutritious wild game meat were provided by the bear harvest. The harvest represents an increase of 175 bears from the 2019 harvest of 750 bears and was 317 bears above the average harvest for the past decade (608 bears, Figure 1). A total of 831 bears were harvested during the early bear hunting season and only 94 during the late season that overlaps with the November deer season (Table 2). The 2020 bear harvest by county, town, and the sex of the bear is shown in Appendix A.

Annual surveys of both soft and hard mast were conducted by department biologists in September and October to evaluate the relative abundance of the most important fall foods. Soft mast includes soft juicy berries, wild cherries, and apples while hard mast includes beechnuts, acorns, and hazelnuts. Biologists have long recognized the influence that the availability and distribution of these important food items has on black bears in Vermont. Vermont biologists go afield every year to assess mast availability as they recognize that food availability in general affects bear reproductive success, seasonal movements, and the timing of hibernation. Mast availability also influences the distribution and timing of

the bear harvest, as well as the amount of road kills and property damage.

Natural foods for bears were fewer in 2020 than when they were exceptionally abundant in 2019. A delayed green-up followed by near drought conditions in the spring throughout much of the state resulted in a shortage of succulent plants available to the bears. Results from statewide mast surveys conducted in 2020 indicate that both soft and hard mast were also in short supply during the summer and fall seasons throughout most of the state. Surveys done on soft mast indicated that apple and berry production was generally less than in 2019 and anecdotal reports were that where soft mast did occur, that it did not persist late into the fall.

Department biologists also surveyed 27 beech and oak stands. Ratings of individual production for oak stands varied greatly and ranged from poor to excellent with an overall average of "fair." Following an exceptional beechnut production year in 2019, beechnut surveys in 2020 showed much lower numbers of nuts than the previous year. Most beech stands had no nut production with numbers of nuts recorded overall being some of the lowest for the past two decades. Statewide, the availability of all mast, both soft and hard, was markedly lower than for most years. Staff also noted an almost complete absence of deer and bear sign while conducting the beech mast surveys, and hunters reported seeing little bear sign in beech stands during November. Although overall it was a poor mast year, there were exceptions to this in some areas in that acorn production was highly variable with

Table 1. 2020 Bear Harvest by Sex and WMU

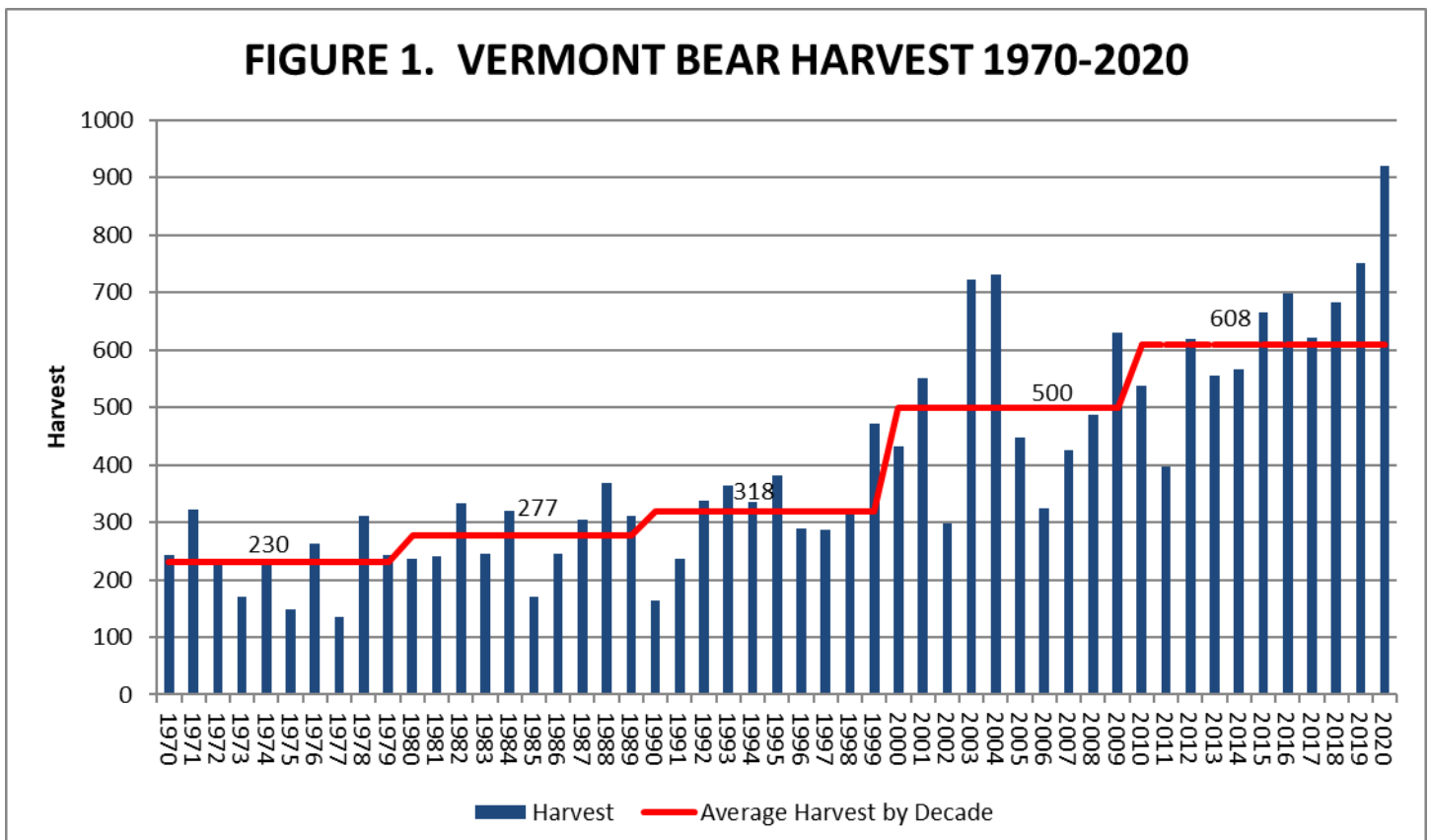
Hunters WMU	Total Harvested	Percent of Harvest	Female	Male	Unknown
B	41	4.43%	15	26	0
C	41	4.43%	15	26	0
D1	67	7.24%	37	30	0
D2	49	5.30%	27	22	0
E1	32	3.46%	17	15	0
E2	53	5.73%	31	22	0
F1	8	0.86%	2	6	0
F2	30	3.24%	11	19	0
G	46	4.97%	33	13	0
H	56	6.05%	31	25	0
I	60	6.49%	31	29	0
J1	50	5.41%	24	26	0
J2	104	11.24%	56	48	0
K	38	4.11%	20	18	0
L	33	3.57%	10	23	0
M	54	5.84%	30	24	0
N	49	5.30%	21	28	0
O	53	5.73%	22	31	0
P	34	3.68%	16	18	0
Q	24	2.59%	10	14	0
Unknown	3	0.32%	0	0	3
TOTAL	925	100%	459	463	3

Table 2. Timing of Harvest

Season	Month	Bear Harvest	Percent of Harvest
Early Season Bear (Sept. 1 - Nov. 13)	September	531	57%
	October	264	29%
	November 1-13	36	4%
	Total	831	90%
Late Bear Season (Nov. 14-22)	November 14-22	94	10%



FIGURE 1. VERMONT BEAR HARVEST 1970-2020



several surveyed stands having exceptionally high numbers of nuts with an abundance of observed wildlife feeding sign. Bears range widely to find concentrated food sources in years of relative food shortages, and in 2020 hunters reported finding bears most often in oak stands and associated with corn fields.

Historically, the bear harvest during the season that overlaps with the November rifle deer season is lower in years with poor hard mast production. This is especially true if there is deep snow through the end of the bear season. During these years, bears tend to enter hibernation early, making them less vulnerable to opportunistic deer hunters. This was the case in 2016 and 2018 when the combination of a poor mast crop and abundant snow resulted in a low bear harvest during the overlap with the November deer season. In 2020, there was not heavy snow cover during the late season, but with a shortage of hard mast in most areas of the state, bears apparently denned early resulting in few bears (10%) again being taken in the late season.

Ages of Bears

Since 1968, the department has collected pre-molar teeth from harvested bears for the purpose of evaluating age composition of the harvest and for estimating the size of the population. The teeth are sent to a laboratory in Montana for aging by cementum analysis. Beginning in 2017, it became mandatory for each successful bear hunter to collect and submit a tooth from each harvested bear. The following spring the list of ages is posted on the department's website so that hunters can learn the age of the bear they harvested. The average age of bears submitted for aging in

2019 was 3.48 years with the average age of harvested bears having declined in recent years. The oldest bear harvested in 2019 was a female that was 21 years of age while the oldest bear on record is a 39-year-old male taken in the town of Maidstone in 1985. Ages for bears harvested in 2020 will be available to the public by the end of May 2021.

During 2020, bear management activities continued to generate the information required to ensure the population is managed at a sustainable level consistent with public desires. The current management program is based primarily on biological data collected from the mandatory bear harvest registration, through population and habitat indexes, as well as from occasional surveys of public desires derived through a detailed public input process undertaken every ten years.

Total Bear Harvest for Hunting Seasons 1970-2020

Total bear harvest is the combined harvest by still- and hound-hunters. The number of bears taken can fluctuate widely from year to year as illustrated in Figure 1. The current trend, however, is that the annual bear harvest has increased notably during recent decades. Periodic fluctuations in harvest generally occur due to differences in food availability (especially beechnuts) and weather conditions. The highest bear harvests in the past 50 years have been achieved in the last two decades, with the 2020 harvest being 317 bears higher than the past 10-year average as well as exceeding the previous season high harvest by a remarkable 225 bears. These historic high harvests reflect a strong bear population that is larger than previous decades and represents a

general increase in occupied range in the state. The high harvest in 2020 was also due to a significantly larger number of hunters hunting specifically for bears. Early season licenses have averaged 11,414 for the past seven years. Sales of bear licenses jumped to nearly 14,000 in 2020. This increase in license sales, as well as the resulting high bear harvest, is believed to be from more hunters wanting to spend more time outdoors as a safe activity that could be done during the Covid-19 pandemic when so many other recreational activities were restricted. The question remains as to whether this bump in bear license sales is temporary or permanent. The department will continue to track early season license sales in the coming years to determine the trend in bear hunter numbers.

Harvest Distribution

Bears were harvested in all WMUs with the exception of WMU A (Figure 2). Relatively few bears were also taken in the Champlain valley towns comprising WMU F1. The largest numbers of bears were taken in WMUs J2 (104), D1 (67), I (60), H (56), and M (54)) (Table 1). During 2020, bears were harvested in 215 towns compared to 196 towns in the previous year. Towns with the highest harvests were Lunenburg with 23, Guildhall with 17, Pownal (15), and Bloomfield and Peacham each with 14 bears harvested. Counties reporting the highest harvests were Essex (107), Caledonia and Windsor (tied each with 93), Rutland (83), Windham (82), Addison (79), and Bennington with (70). Bears were harvested statewide except for portions of the Champlain Valley (Figure 2) including no bears taken in Grand Isle county. Historically, variations in harvest

distribution and numbers have been associated with food availability. In 2020, the harvest of bears was most likely highest in areas where either cornfields or oak stands were plentiful.

Timing of Harvest

During the early season 831 bears (90%) were taken, while 94 (10%) were harvested during the late season nine-day overlap with the November deer season (Table 2). This is in sharp contrast to the late season in 2019 when food was plentiful resulting in bears delaying going to their dens and fully 36 percent of the harvest occurred that year during the late season.

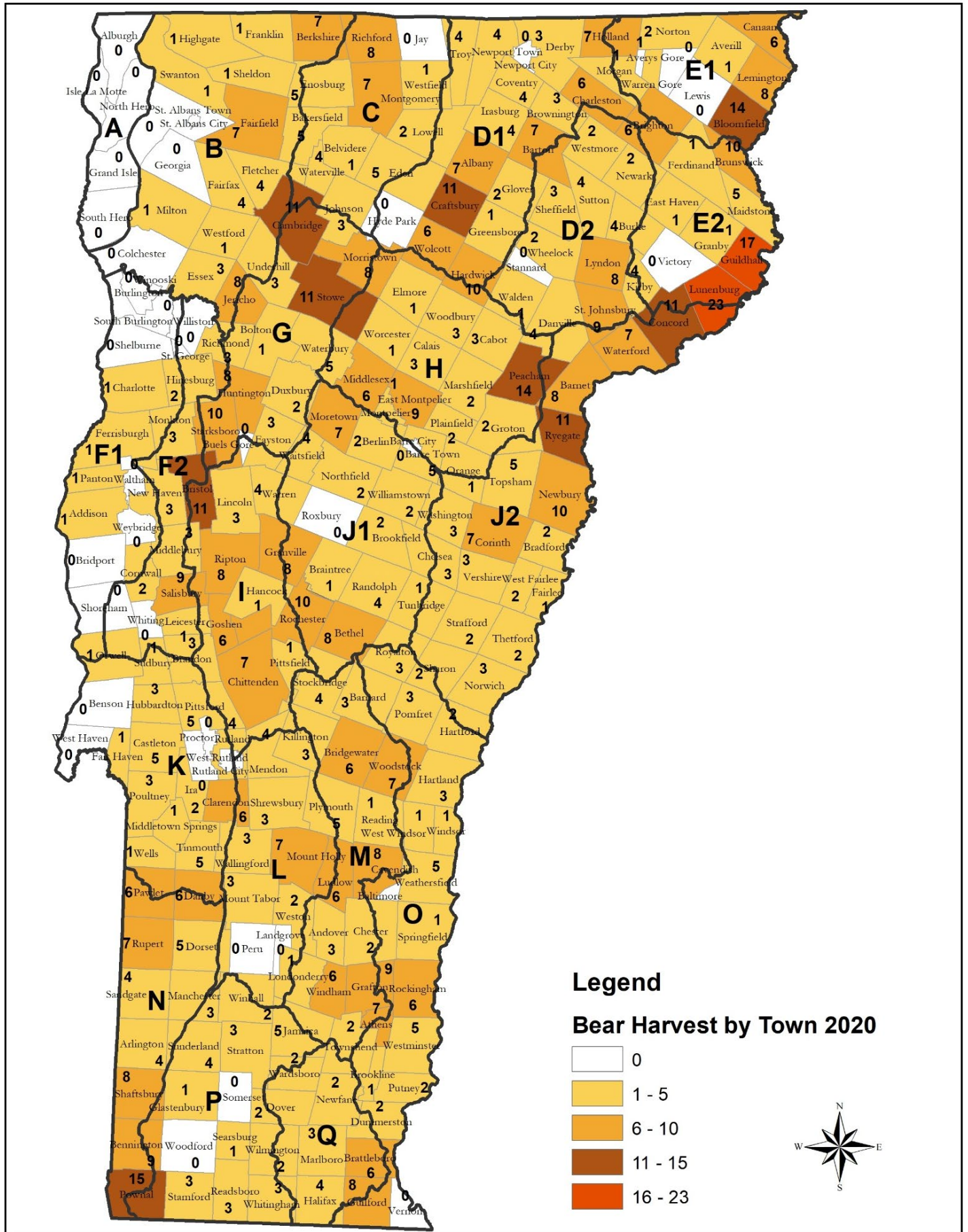
Harvest by Hunting Opportunity

Bears in Vermont can be taken by hunters hunting with the use of hounds, with firearms, and by archers. Snaring, trapping, and hunting with the use of bait is prohibited. All licensed



hunters are potential bear hunters during the late bear hunting season as a Late Season bear tag is provided with every general hunting license sold. A recent survey, however, reveals that only 24 percent of our hunters have hunted for bears in the past five years. This trend may have changed in 2020 as early season license sale numbers indicate that 13,866 hunters potentially could have hunted for bears prior to the beginning of the November 2020 deer season yielding a success rate of 6.0 percent. In 2019, when a much lower number of bears were harvested during the early season, the success rate was 4.3 percent for the early season.

Figure 2. 2020 Bear Harvest by Town and WMU



During the 2020 season, 80 percent of the harvest was taken by hunters who indicated that they were specifically targeting bears (Table 3) and 19 percent by opportunistic deer hunters (versus 36 percent by deer hunters in 2019). The reduction in harvest of bear by hunters who were primarily seeking deer is characteristic of years when beechnut production is poor and when many bears have already begun hibernation by the start of the late hunting season. Hunters who were using trained bear hounds and archers also took higher numbers of bears. There were 133 bear hound permits issued (10 more than in 2019), with ten of the permits going to non-residents. Bears that were harvested with the use of hounds accounted for 17 percent of the total harvest (155 bears) for an overall average of 1.16 bears taken per permit. Archers took 148 bears making up 16 percent of the total harvest with crossbows being used to harvest 89 of those.

Table 3. 2020 Bear Harvest by Hunting Opportunity

Principal Species Hunter was Seeking	Number Harvested	Percent of Harvest
Bear	742	80%
• Harvest with dog	155	17%
• Harvest with no dog	587	63%
Deer	175	19%
• During Early Season	106	61%
• During Late Season	69	39%
Other/Unknown	8	1%

Heaviest Bears

A total of 17 bears weighing 300 pounds or more (scaled/dressed weight) were taken during the 2020 including two that were greater than 400 pounds (Table 4). The heaviest field-dressed bear weighed 426 pounds and was taken in the town of Holland. Although large bears were taken throughout the state, hunters took the largest number of heavy bears in the northeast WMUs and in WMU C. Many of the heaviest bears were taken with the use of dogs and probably reflects hunters using hounds who were being more selective in the bears that they chose to harvest. Several additional large bears were reported that were not fully field-dressed when brought into the reporting station for weighing and so are not included in Table 4.

The average weight for all bears in the 2020 harvest was 139 pounds – 2 pounds lighter than in 2019. The largest bear that we have on record was a 525-pound male taken in the town of Norton in 1965. The largest bears harvested in Vermont range in ages from 8-16 years of age. It is interesting to note that the very largest bears that are harvested are taken during years when natural foods are limited and when more bears are taken in association with corn fields. For more information on large bears harvested in Vermont, visit the Vermont Big Game Trophy Club website at vermontbiggametrophyclub.com.

Table 4. Heaviest Bears Harvested in Vermont

Weight	Town	WMU	County	Date of Kill	Sex	Target Species	Using Dogs
426	Holland	D1	ORLEANS	9/23/2020	M	Bear	Yes
404	Bennington	P	BENNINGTON	10/22/2020	M	Deer	No
385	Duxbury	G	WASHINGTON	9/19/2020	M	Bear	Yes
383	Topsham	J2	ORANGE	9/29/2020	M	Bear	No
368	Canaan	E1	ESSEX	10/18/2020	M	Other	No
365	Winhall	L	BENNINGTON	9/22/2020	M	Bear	Yes
349	Lemington	E1	ESSEX	9/26/2020	M	Bear	Yes
337	Troy	C	ORLEANS	9/16/2020	M	Bear	No
332	Rochester	J1	WINDSOR	10/4/2020	M	Bear	Yes
325	Whitingham	P	WINDHAM	9/5/2020	M	Bear	No
324	Salisbury	F2	ADDISON	9/6/2020	M	Bear	No
320	Johnson	C	LAMOILLE	9/19/2020	M	Bear	Yes
319	Shaftsbury	N	BENNINGTON	11/14/2020	M	Bear	No
314	Maidstone	E2	ESSEX	9/15/2020	M	Bear	Yes
310	Westmore	D2	ORLEANS	9/27/2020	M	Bear	No
301	Bakersfield	C	FRANKLIN	9/12/2020	M	Bear	Yes
300	Craftsbury	D1	ORLEANS	9/6/2020	M	Bear	Yes

Non-hunting Mortalities and Damage Complaints

In addition to the 925 bears taken legally during the regulated hunting seasons, there were 225 reported non-hunting (or incidental mortalities during 2020) (Table 5). Of these bears that were not taken by hunters, 149 were killed in motor vehicle collisions and at least 76 more were dispatched as the result of other bear-human conflicts. The number of other bear-human incidents was also much higher in 2020 resulting in 1,930 total bear reports received by the department. The reason for the record high number of reports in 2020 is believed due to several factors including the relative scarcity of natural foods available to the bears, more people being homebound due to the Covid-19 pandemic, and an increase in the number of inexperienced people attempting to compost kitchen waste in their back yards.

Table 5. Non-hunting Mortalities and Bear-Human Conflicts, 2002-2020.


Year	REPORTS TO GAME WARDENS		DEPART -MENT WEBSITE REPORTS	Total Reports
	Incidental Bear Mortalities	Complaints	Number of Reports	
2002	60	136	-	196
2003	115	154	-	269
2004	96	158	-	254
2005	94	159	-	253
2006	56	135	-	191
2007	55	140	-	195
2008	75	142	-	217
2009	107	143	-	250
2010	98	180	-	278
2011	60	119	39	218
2012	109	214	90	414
2013	77	188	47	312
2014	138	153	184	475
2015	128	132	47	307
2016	203	263	277	743
2017	90	197	184	471
2018	183	315	297	795
2019	137	221	405	763
2020	225	782	923	1,930

Looking to the Future

There are no new regulation changes for bear hunting anticipated for 2021. The bear population in Vermont continues to be healthy and has been estimated to be well within the statewide population objective of 3,500 to 5,500 bears established in the Big Game Management Plan. Each spring, after receiving information on the ages of bears harvested in the previous fall, the population model is run again, allowing the population estimate to be updated. The 2019 and 2020 harvests were higher than past years and if this trend continues and causes the population to dip below the population objective, then additional management actions such as changing the season length to harvest fewer bears, may be required to stabilize the population at desired levels.

The department has begun to implement the new 10-Year Big Game Management Plan (2020-2030) for Vermont's four big game species which includes black bear. Some of the key management objectives and strategies included in the plan are to maintain a bear population within 3,500 and 5,500 using season length, especially during the overlap with the November deer season, as the primary method of adjusting the size of the population. Also, to address a potential decline in bear hunter numbers, the department will continue to promote the hunting of bears for food and increase outreach efforts to improve accessibility of bear hunting to a wider audience. The new plan identifies these, and other, major management goals, issues, and strategies for the next decade. The Big Game Management Plan (2020-2030) is available on

the department's website
www.vtfishandwildlife.com.



Appendix A. 2020 Vermont Black Bear Harvest by Town and County of Kill

County	Town	Males	Females	Total Harvested
ADDISON	ADDISON	1	0	1
	BRIDPORT	0	0	0
	BRISTOL	4	7	11
	CORNWALL	0	2	2
	FERRISBURGH	1	0	1
	GOSHEN	2	4	6
	GRANVILLE	3	5	8
	HANCOCK	1	0	1
	LEICESTER	4	2	6
	LINCOLN	2	1	3
	MIDDLEBURY	3	0	3
	MONKTON	2	1	3
	NEW HAVEN	2	1	3
	ORWELL	0	1	1
	PANTON	1	0	1
	RIPTON	4	4	8
	SALISBURY	4	5	9
	SHOREHAM	0	0	0
	STARKSBORO	6	4	10
	VERGENNES	0	0	0
	WALTHAM	0	0	0
	WEYBRIDGE	0	0	0
WHITING	0	0	0	
TOTAL		40	37	77
BENNINGTON	ARLINGTON	1	3	4
	BENNINGTON	6	3	9
	DORSET	1	4	5
	GLASTENBURY	1	0	1
	LANDGROVE	0	0	0
	MANCHESTER	2	1	3
	PERU	0	0	0
	POWNAL	6	9	15
	READSBORO	3	0	3
	RUPERT	5	2	7
	SANDGATE	2	2	4
	SEARSBURG	1	0	1
	SHAFTSBURY	4	4	8
	STAMFORD	2	1	3
	SUNDERLAND	3	1	4
	WINHALL	2	0	2
	WOODFORD	0	0	0
	TOTAL		39	30
CALEDONIA	BARNET	4	4	8
	BURKE	0	4	4
	DANVILLE	2	2	4
	GROTON	1	1	2
	HARDWICK	4	6	10
	KIRBY	1	3	4
	LYNDON	5	3	8
	NEWARK	0	2	2
	PEACHAM	6	8	14

Appendix A. 2020 Vermont Black Bear Harvest by Town and County of Kill

County	Town	Males	Females	Total Harvested
CALEDONIA <i>(cont.)</i>	RYEGATE	8	3	11
	ST. JOHNSBURY	6	3	9
	SHEFFIELD	2	1	3
	STANNARD	0	0	0
	SUTTON	2	2	4
	WALDEN	0	1	1
	WATERFORD	3	4	7
	WHEELOCK	0	2	2
	TOTAL		44	49
CHITTENDEN	BOLTON	1	0	1
	BUELS GORE	0	0	0
	BURLINGTON	0	0	0
	CHARLOTTE	0	1	1
	COLCHESTER	0	0	0
	ESSEX	4	0	4
	HINESBURG	1	1	2
	HUNTINGTON	1	7	8
	JERICO	2	6	8
	MILTON	1	0	1
	RICHMOND	1	2	3
	SHELBURNE	0	0	0
	SOUTH BURLINGTON	0	0	0
	ST. GEORGE	1	0	1
	UNDERHILL	2	1	3
	WESTFORD	1	0	1
	WILLISTON	0	0	0
	WINOOSKI	0	0	0
TOTAL		15	18	33
ESSEX	AVERILL	1	0	1
	AVERYS GORE	0	0	0
	BLOOMFIELD	3	11	14
	BRIGHTON	1	5	6
	BRUNSWICK	7	3	10
	CANAAN	5	1	6
	CONCORD	4	7	11
	EAST HAVEN	0	1	1
	FERDINAND	0	1	1
	GRANBY	0	1	1
	GUILDHALL	8	9	17
	LEMINGTON	5	3	8
	LEWIS	0	0	0
	LUNENBURG	7	16	23
	MAIDSTONE	3	2	5
	NORTON	0	2	2
	VICTORY	0	0	0
	WARRENS GORE	1	0	1
	TOTAL		45	62
FRANKLIN	BAKERSFIELD	5	0	5
	BERKSHIRE	2	5	7
	ENOSBURG	3	0	3
	FAIRFAX	4	0	4

Appendix A. 2020 Vermont Black Bear Harvest by Town and County of Kill

County	Town	Males	Females	Total Harvested
FRANKLIN <i>(cont.)</i>	FAIRFIELD	2	5	7
	FLETCHER	3	1	4
	FRANKLIN	0	0	0
	GEORGIA	0	0	0
	HIGHGATE	1	0	1
	MONTGOMERY	4	3	7
	RICHFORD	5	3	8
	SHELDON	1	0	1
	ST. ALBANS	0	0	0
	SWANTON	1	0	1
	TOTAL		31	17
GRAND ISLE	ALBURGH	0	0	0
	GRAND ISLE	0	0	0
	ISLE LA MOTTE	0	0	0
	NORTH HERO	0	0	0
	SOUTH HERO	0	0	0
	TOTAL		0	0
LAMOILLE	BELVIDERE	1	0	1
	CAMBRIDGE	6	5	11
	EDEN	0	5	5
	ELMORE	0	1	1
	HYDE PARK	0	0	0
	JOHNSON	2	1	3
	MORRISTOWN	3	5	8
	STOWE	2	9	11
	WATERVILLE	2	2	4
	WOLCOTT	4	2	6
	TOTAL		20	30
ORANGE	BRADFORD	0	2	2
	BRAINTREE	0	1	1
	BROOKFIELD	2	0	2
	CHELSEA	1	2	3
	CORINTH	4	3	7
	FAIRLEE	1	0	1
	NEWBURY	5	5	10
	ORANGE	0	1	1
	RANDOLPH	3	1	4
	STRAFFORD	0	2	2
	THETFORD	1	1	2
	TOPSHAM	3	2	5
	TUNBRIDGE	0	1	1
	VERSHIRE	2	1	3
	WASHINGTON	2	1	3
	WEST FAIRLEE	2	0	2
	WILLIAMSTOWN	1	1	2
TOTAL		27	24	51
ORLEANS	ALBANY	2	5	7
	BARTON	4	3	7
	BROWNINGTON	1	2	3
	CHARLESTON	3	3	6
	COVENTRY	2	2	4

Appendix A. 2020 Vermont Black Bear Harvest by Town and County of Kill

County	Town	Males	Females	Total Harvested
ORLEANS <i>(cont.)</i>	CRAFTSBURY	5	6	11
	DERBY	2	1	3
	GLOVER	1	1	2
	GREENSBORO	0	1	1
	HOLLAND	4	3	7
	IRASBURG	3	1	4
	JAY	0	0	0
	LOWELL	1	1	2
	MORGAN	0	1	1
	NEWPORT	3	1	4
	TROY	2	2	4
	WESTFIELD	0	1	1
	WESTMORE	2	0	2
	TOTAL		35	34
RUTLAND	BENSON	0	0	0
	BRANDON	1	2	3
	CASTLETON	3	2	5
	CHITTENDEN	3	4	7
	CLARENDON	3	3	6
	DANBY	3	3	6
	FAIR HAVEN	1	0	1
	HUBBARDTON	1	2	3
	IRA	1	1	2
	KILLINGTON	2	1	3
	MENDON	2	2	4
	MIDDLETOWN SPRINGS	0	1	1
	MOUNT HOLLY	6	1	7
	MOUNT TABOR	2	1	3
	PAWLET	3	3	6
	PITTSFIELD	0	1	1
	PITTSFORD	2	3	5
	POULTNEY	2	1	3
	PROCTOR	0	0	0
	RUTLAND	3	1	4
	SHREWSBURY	1	2	3
	SUDBURY	1	0	1
	TINMOUTH	3	2	5
	WALLINGFORD	3	0	3
	WELLS	1	0	1
	WEST HAVEN	0	0	0
	WEST RUTLAND	0	0	0
TOTAL		47	36	83
WASHINGTON	BARRE	1	4	5
	BERLIN	2	0	2
	CABOT	0	3	3
	CALAIS	1	2	3
	DUXBURY	2	0	2
	EAST MONTPELIER	4	5	9
	FAYSTON	3	0	3
	MARSHFIELD	0	2	2
	MIDDLESEX	3	3	6

Appendix A. 2020 Vermont Black Bear Harvest by Town and County of Kill

County	Town	Males	Females	Total Harvested
WASHINGTON <i>(cont.)</i>	MONTPELIER	0	1	1
	MORETOWN	5	2	7
	NORTHFIELD	2	0	2
	PLAINFIELD	1	1	2
	ROXBURY	0	0	0
	WAITSFIELD	2	2	4
	WARREN	1	3	4
	WATERBURY	2	3	5
	WOODBURY	0	3	3
	WORCESTER	1	0	1
	TOTAL		30	34
WINDHAM	ATHENS	3	4	7
	BRATTLEBORO	4	2	6
	BROOKLINE	1	0	1
	DOVER	1	1	2
	DUMMERSTON	1	1	2
	GRAFTON	5	4	9
	GUILFORD	6	2	8
	HALIFAX	1	3	4
	JAMAICA	0	5	5
	LONDONDERRY	0	1	1
	MARLBORO	2	1	3
	NEWFANE	1	1	2
	PUTNEY	4	1	5
	ROCKINGHAM	4	2	6
	SOMERSET	0	0	0
	STRATTON	0	3	3
	TOWNSHEND	1	1	2
	VERNON	0	0	0
	WARDSBORO	1	1	2
	WESTMINSTER	2	3	5
	WHITINGHAM	3	0	3
WILMINGTON	2	0	2	
WINDHAM	4	2	6	
TOTAL		46	38	84
WINDSOR	ANDOVER	1	2	3
	BALTIMORE	0	0	0
	BARNARD	0	3	3
	BETHEL	3	5	8
	BRIDGEWATER	2	4	6
	CAVENDISH	3	5	8
	CHESTER	1	1	2
	HARTFORD	2	0	2
	HARTLAND	3	0	3
	LUDLOW	3	3	6
	NORWICH	0	3	3
	PLYMOUTH	2	3	5
	POMFRET	1	2	3
	READING	0	1	1
	ROCHESTER	6	4	10
ROYALTON	3	0	3	

Appendix A. 2020 Vermont Black Bear Harvest by Town and County of Kill

County	Town	Males	Females	Total Harvested
WINDSOR <i>(cont.)</i>	SHARON	0	2	2
	SPRINGFIELD	5	1	6
	STOCKBRIDGE	1	3	4
	WEATHERSFIELD	2	3	5
	WEST WINDSOR	0	1	1
	WESTON	2	0	2
	WINDSOR	1	0	1
	WOODSTOCK	3	4	7
	TOTAL	44	50	94
UNKNOWN	TOTAL	0	0	3
STATE	TOTAL	463	459	925