



2009 VERMONT WILDLIFE HARVEST REPORT Moose



FISH & WILDLIFE DEPARTMENT
(802) 241-3700 / www.vtfishandwildlife.com



Most of the programs described in this report are funded through the *Federal Aid in Wildlife Restoration Program*.

This program was initiated in 1937 as the Federal Aid In Wildlife Act and created a system where by taxes are paid on firearms, ammunition and archery equipment by the public who hunts. Today this excise tax generates over a hundred million dollars each year that are dedicated to state wildlife restoration and management projects across the United States. The State of Vermont use these monies for acquiring land, and for restoring and managing wildlife. These excise tax dollars, coupled with state hunting license fees have been the predominate source of money funding the successful restoration and management of Vermont’s wildlife resources.

2009 VERMONT MOOSE HARVEST REPORT

Contents

- Harvest Dates and Success Rates 2**
- Biological Data 3**
- Town of Kill 5**
- Successful and Unsuccessful Hunters 5**
- Scouting 6**
- 2009 Legal Moose Harvest Data-Male Moose Only 7-13**
- 2009 Legal Moose Harvest Data-Female Moose Only ..13-19**



The MISSION of the Vermont Fish & Wildlife Department is the conservation of fish, wildlife, and plants and their habitats for the people of Vermont.

Vermont Fish & Wildlife Department

Agency of Natural Resources

103 South Main Street, 10 South
Waterbury, Vermont 05671-0501

(802) 241-3700 / www.vtfishandwildlife.com

2009 Moose Report

Six hundred-and-one moose were harvested in Vermont's 2009 moose seasons. Hunting conditions were quite favorable throughout most of the first week with cool nights and mornings, light winds, and seasonable temperatures during the afternoons. Opening weekend of the antlerless season was wet and windy, but conditions improved for most of the remaining days. Overall success rate ended up at 49 percent, up one percent from the previous year. Approximately 90 tons (an estimated 180,000 lbs) of boneless moose venison was harvested.

Harvest Dates and Success Rates

Vermont's 17th moose season began on the third Saturday in October (17th). A split-season format was used for the fourth consecutive year to help distribute hunting pressure during this period of high permit numbers. Either-sex permit holders hunted the first season and antlerless-only permittees hunted the following week. One hundred-twenty six moose were taken on opening day (Table 1). Either-sex permit holders recorded a 58 percent overall success rate (up from 53% in 2008). Thirty-five percent of antlerless permit holders were successful, down from 41 percent the previous year. Success rates by WMU and Permit Type are given in Table 2.



Bruce Therrien

TABLE 1. 2009 VERMONT MOOSE HARVEST DISTRIBUTION BY DATE, SEX AND AGE CLASS

DATE	BULLS	COWS	CALVES	TOTAL	PERCENT OF HARVEST
17-Oct	86	37	3	126	29
18-Oct	68	39	4	111	25
19-Oct	47	22	3	72	16
20-Oct	24	18	7	49	11
21-Oct	26	9	0	35	8
22-Oct	26	10	7	43	10
First Season					
Totals	277	135	24	436	100
24-Oct		28	6	34	21
25-Oct	1	30	7	38	23
26-Oct		22	4	26	16
27-Oct	1	16	6	23	14
28-Oct		7	1	8	5
29-Oct		7	1	8	5
30-Oct		7	1	8	5
31-Oct		14	1	15	9
1-Nov		4	1	5	3
Second Season					
Totals	2	135	28	165	100
Combined Totals	279	270	52	601	--

A total of 14,228 valid applications were received for the 2009 Vermont moose season lottery (11,045 residents and 3,183 non-residents). Unsuccessful applicants from the previous seasons were awarded bonus points if they applied again in 2009. Ninety percent of the lottery permits (1,100) were issued to residents and the remainder (118) to non-residents. An additional 5 permits were won by bidders (all non-residents) through an auction process, with winning bids ranging from \$6,197 to \$3,688.

Either-sex permits were issued to 759 permittees across 17 Wildlife Management Units (WMUs). In addition, 464 permits for antlerless moose were issued for WMUs D2, E1, and E2 for a total of 1,223 permits issued.

Biological Data

Two hundred seventy nine (46%) of moose taken were bulls, 270 (45%) were cows, and 52 (9%) were calves (21 males and 31 females). Completely-dressed carcass weights were obtained from 430 moose, or 72 percent of the total harvest. Twenty bulls weighed over 800 lbs, including the largest which

was taken in Charleston and weighed 965 lbs. The average completely-dressed weight of 12 male calves, 44 yearling bulls and 165 older bulls was 252, 423 and 662 lbs, respectively. The average beam diameter of 45 yearlings was 34.2 mm. Comparisons of yearling bull weights and beam diameters are shown in Figures 1 and 2, where much of these data comes from measurements of Northeast Kingdom moose. The trend lines, especially for weights, illustrate the continued decline in physical measurements due to over-browsing of food resources in this region of Vermont.

The heaviest cow was a 727 lb ten-year old taken in Norton. The average weight of 21 female calves, 30 yearling cows and 139 older cows was 216, 415 and 542 lbs, respectively. Complete sets of paired ovaries collected from 81 cows were sectioned and examined for evidence of ovulation. The ovulation rates (with 2008 rates shown in parentheses) were 0.14 ova/cow for 14 yearlings (0.26), 0.86 for 7 two-year-olds (1.23), and 0.83 for 60 cows older than 3 years old (1.05). In healthy populations, cows older than 3-years old generally have average ovulation rates from 1.25 to 1.75 ova/cow, and rates under 1.15 are indicative of a moose population that has exceeded the carrying capacity of the habitat. The ovulation rates for 39 cows in this older age group taken from WMUs E1 and E2 averaged even lower, at 0.77 ova/cow. Figure 3 compares 2009 statewide ovulation rates by age classes with 3 time periods since moose hunting began in 1--3.

A central incisor was also collected from 408 adult moose, then cleaned and shipped to Montana for aging by the counting of cementum annuli. The average age of the 224 bulls and 184 cows was 4.10 and 4.58 years, respectively (Figure 4). Twenty percent of these moose were yearlings, and 52 percent were older than 4 years of age. The oldest bull and cow were 13 and 16 years, respectively.

FIGURE 1. YEARLING MALE CARCASS WEIGHT - VERMONT MOOSE HARVEST

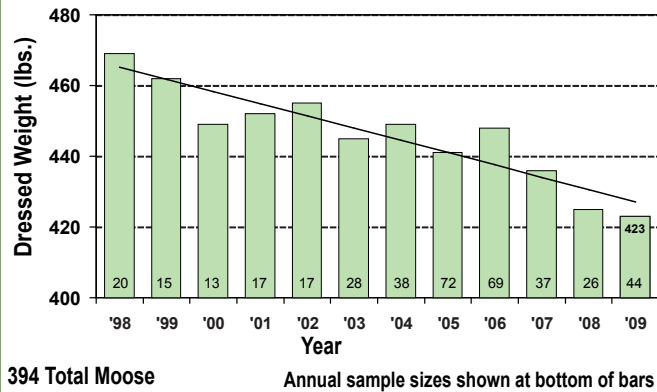


FIGURE 2. YEARLING BEAM DIAMETER - VERMONT MOOSE HARVEST

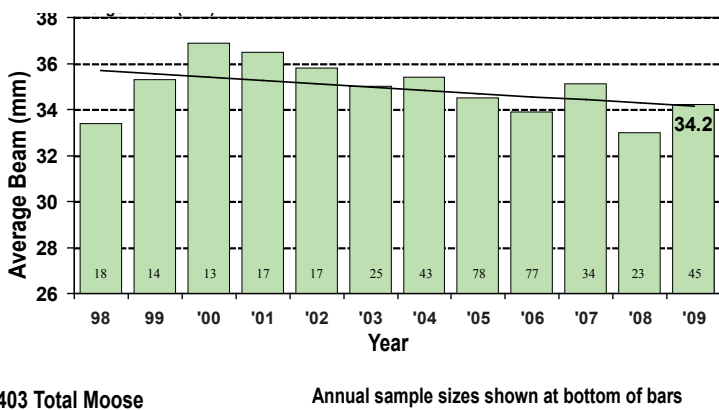


FIGURE 3. OVULATION RATE FOR LEGALLY HARVESTED FEMALES
COMPARISON OF 3 TIME PERIODS

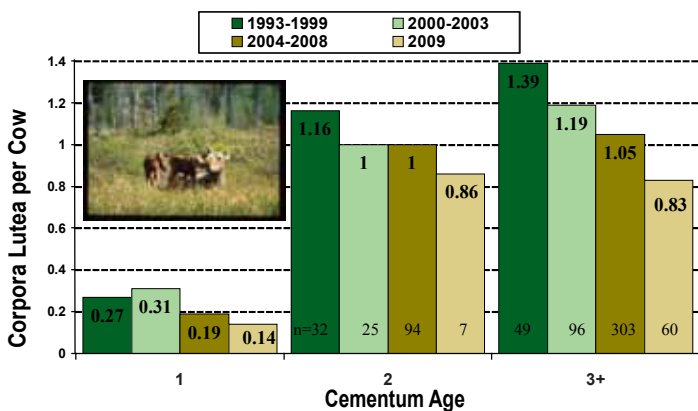


FIGURE 4. VERMONT MOOSE AGED BY CEMENTUM ANNULI
2009 LEGAL HARVEST



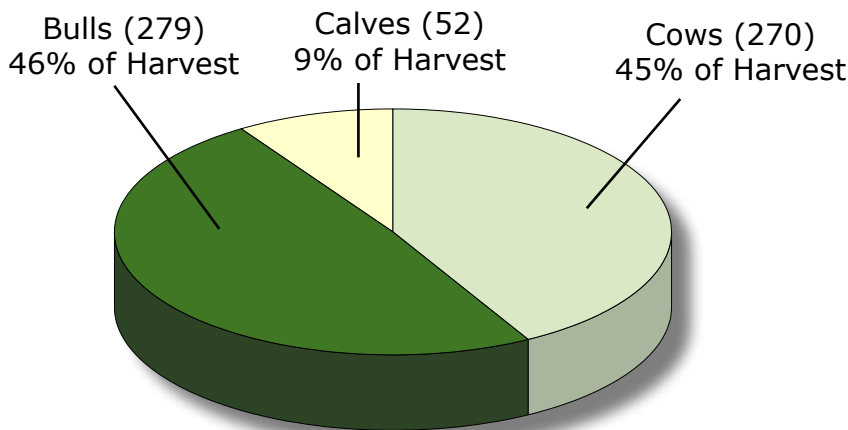
TABLE 2. 2009 VERMONT MOOSE HUNTER SUCCESS RATES BY WMU AND PERMIT TYPE

WMU	BULLS	COWS	MALE CALVES	FEMALE CALVES	TOTAL HARVEST	PERMITS ISSUED	2009 PERCENT SUCCESS	2008 PERCENT SUCCESS
B	0	2			2	10	20	30
C	9	4		1	14	25	56	32
D1	17	7	1		25	40	62	69
D2A*	1	38	5	7	51	167	31	37
D2E*	44	37	3	5	89	170	55	47
D2(E&A)	(45)	(75)	(8)	(12)	(140)	(337)	(42)	(42)
E1A	1	55	3	5	64	149	43	57
E1E	80	31	2		113	151	75	67
E1(E&A)	(81)	(86)	(5)	(5)	(177)	(300)	(59)	(62)
E2A	0	41	4	4	49	148	33	32
E2E	56	28		3	87	152	57	50
E2(E&A)	56)	(69)	(4)	(7)	(136)	(300)	(45)	(41)
G	8	2			10	20	50	60
H1	13	7	1	1	22	40	55	43
H2	0	2			2	5	40	20
I	8	2		1	11	25	44	57
J1	7	3	1		11	20	55	55
J2	11	6			17	25	68	44
L	4	1			5	10	50	45
M	9	2			11	25	44	60
O	1	1			2	15	13	53
P	8	0	1	4	13	21	62	53
Q	2	1			3	5	60	20
Totals	279	270	21	31	601	1223**	49	48

*A = antlerless-only; E = either-sex

**Includes 5 auctioned permits

601 MOOSE HARVESTED
AGE AND SEX DISTRIBUTION OF HARVEST



Town of Kill

Moose were taken in 101 different towns. The towns with the highest harvests were Averill (49), Norton (37), Ferdinand (34), Granby (30), Lemington and Bloomfield (27 each), East Haven (25), Newark (22), and Lewis (20). Figure 5 shows the geographic distribution of the moose harvest by township and WMU.

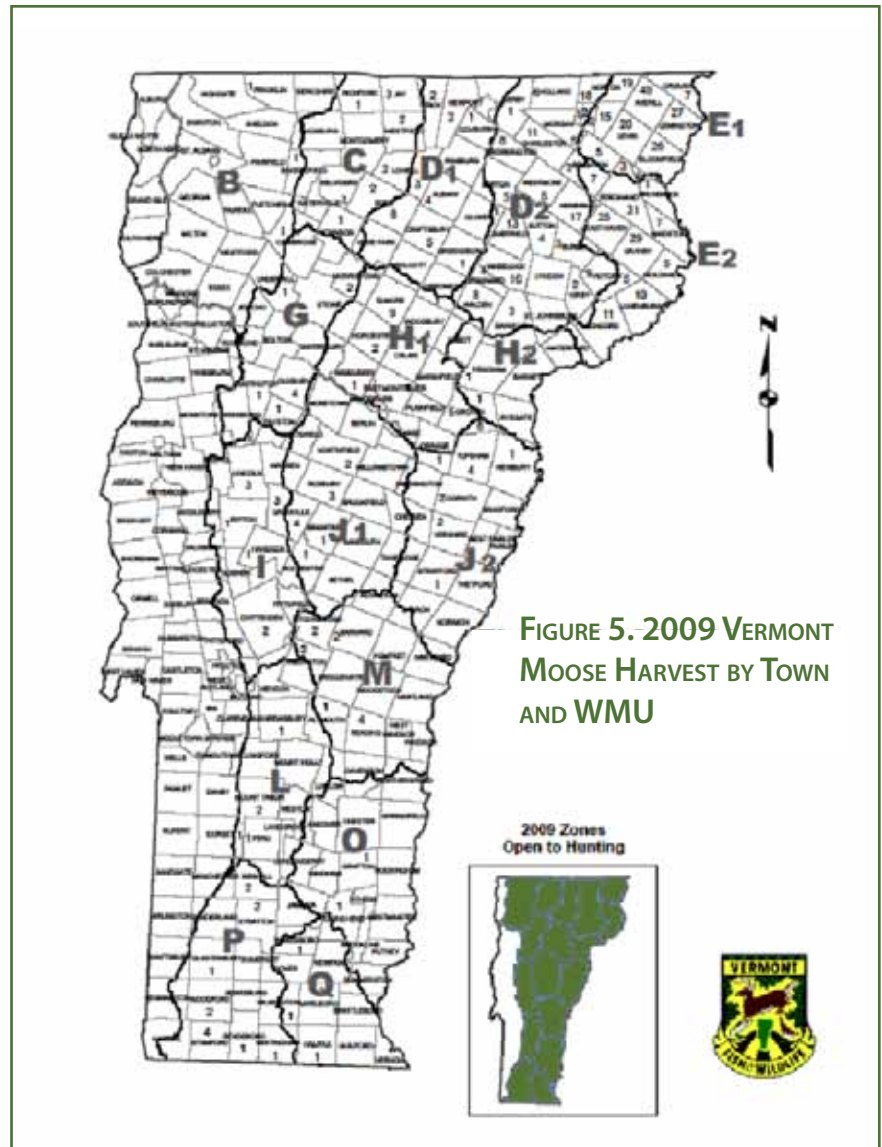


FIGURE 5. 2009 VERMONT MOOSE HARVEST BY TOWN AND WMU

Unsuccessful Hunters

Overall, 622 hunters were unsuccessful. Of the 217 (35%) who returned a survey, 44% hunted all available days (68% of first season hunters and 20% of second season hunters). The number of days hunted by the 217 respondents is shown in the table to the right.

One hundred and seven of the unsuccessful hunters saw a total of 363 moose, and 50 (or 23% of all unsuccessful hunters who hunted at least 1 day) passed up moose that they believed they could have taken (30 bulls, 55 cows, and 23 calves). In addition, 62 bulls were encountered but off limits to 23 different antlerless-only permit holders.

Successful Hunters

Fifty percent and 44 percent of resident and non-resident permits, respectively, were successfully filled. The 54 non-resident permits were filled by hunters who hailed from 16 different states as follows: NY and MA (10 each), NH (7), CT (6), PA (5), MI and VT (3 each), OH (2) and one each from AL, FL, IN, KY, MD, ME, TX and WI. Subpermittees took 81 (13%) of the moose killed. Of 588 moose taken with known implements, most (579) were taken with rifles, six with muzzleloaders, and three with bows.

NUMBER OF DAYS HUNTED BY 217 UNSUCCESSFUL HUNTERS.

Season	Days Hunted									
	0	1	2	3	4	5	6	7	8	9
First (121 respondents)	0	0	1	7	10	21	82	-	-	-
Second (96 respondents)	1	1	4	7	11	16	7	19	16	14

**TABLE 3. MOOSE SEEN PER HOUR SCOUTED FROM 693 HUNTER SURVEY RETURN
- 2009 VERMONT MOOSE HUNT**

WMU	Permit Type 1	Number Scouting	Moose Seen	Hours Scouted	Moose/Hr Scouted (MSHS)	MSHS 2008	MSHS 2007	MSHS 2006	Hours/Hunter Scouting
B	E	3	3	73	0.04	0.08	0.06	0	13
C	E	14	42	488	0.09	0.09	0.06	0.13	27.5
D1	E	20	22	435	0.05	0.11	0.1	0.07	25
D2	A	61	101	1177	0.09	0.05	0.1	0.09	22.5
D2	E	80	164	2159	0.08	0.09	0.12	0.17	26.2
E1	A	57	--	1077	0.09	0.1	0.15	0.17	16.5
E1	E	79	247	1872	0.13	0.15	0.18	0.18	21.8
E2	A	52	60	1039	0.06	0.09	0.105	0.15	27.2
E2	E	82	207	2452	0.08	0.1	0.13	0.14	28.6
G	E	8	12	200	0.06	0.1	0.065	0.05	29.6
H1	E	19	30	330	0.09	0.14	0.055	0.1	19.2
H2	E	3	0	69	0	0	0.06	0.01	25.5
I	E	10	31	327	0.09	0.07	0.06	0.08	30.9
J1	E	9	8	232	0.03	0.11	0.105	0.05	24
J2	E	12	25	407	0.06	0.04	0.06	0.1	27.9
L	E	6	14	246	0.06	0.03	0.06	0.06	47.4
M	E	9	18	479	0.04	0.04	0.08	0.04	34.4
O	E	6	19	158	0.12	0.05	0.09	0.12	44
P	E	11	21	446	0.05	0.07	0.07	0.08	38.2
Q	E	2	7	107	0.07	0.3	0.06	0	10
Totals		543	1130	13773	0.082	0.091	0.111	0.124	25.4
ALL	E only	373	870	10480	0.083	0.095	0.109	0.124	27.4
E1 & E2	E	161	454	4324	0.105	0.122	0.15	0.156	25

1 E = either sex, A = antlerless only, *Includes all surveys received as of Jan. 5, 2009.



Louis Bushey

Scouting

Moose hunter surveys were returned by 597 of the 1,223 permittees, 543 (91%) of whom reported that they scouted prior to the hunting season. Average time spent scouting was 25.4 hours/party, and the average number of moose seen per hour scouted was 0.082, or approximately 1 moose seen for every 12 hours of scouting effort. A comparison of scouting data between WMUs is presented in Table 3.

TABLE 4. 2009 LEGAL MOOSE HARVEST DATA--MALE MOOSE ONLY

Last Name	WMU	Town of Kill	Age	Weight	Beam	Pts/Left	Pts/Right	Spread
ALBARELLI	E1	AVERILL	1	379	30	1	1	10
ALEXANDER	D2	WHELOCK	1	405	28	1	1	14
ANDERSON	D2	CHARLESTON	2	619	49	6	6	35
AUGER	D2	SHEFFIELD	3	720	45	7	7	42
AVERY	J2	GROTON	5	648	50	5	4	49
BARAW	D1	NEWPORT	5	851	54	9	7	51
BARNES	E1	BLOOMFIELD	--	--		--	--	--
BARROWS	M	STOCKBRIDGE	4	632	49	5	5	--
BATHALON	E2	FERDINAND	--	--		--	--	--
BAUER	I	GRANVILLE	4	467	43	4	3	35.5
BENSON	E1	AVERILL	1	434	34	3	1	18.5
BERRY	E2	CONCORD	1	448	31	2	2	25
BERTRAND	D2	NORTON	1	501	32	3	2	24.5
BERTRAND JR	E2	FERDINAND	6	712	64	7	9	42
BERTSCH	E2	FERDINAND	4	651	52	6	6	42
BEYERLE	G	DUXBURY	5	686	55	8	9	49
BILLS	E1	BRUNSWICK	4	724	50	9	8	46
BIRCH	P	READSBORO	10	799	58	6	7	55.5
BLACK	E2	LUNENBURG	10	636	47	6	6	47
BLAKE	E2	GUILDHALL	6	817	55	10	9	52
BOISVERT	D1	COVENTRY	--	--		--	--	--
BONCEK	D2	BROWNINGTON	2	547	44	5	5	29
BOUDLE	E1	BLOOMFIELD	--	683	51	8	7	41
BOUKER	P	WHITINGHAM	2	552	40	3	4	31
BOVEY	L	SHREWSBURY	6	840	60	11	11	62
BOWER	E1	NORTON	--	--		--	--	--
BOYCE	J2	NEWBURY	2	528	--	5	--	--
BRADLEY	H1	WOODBURY	0.5	241		--	--	--
BREBECK	E2	MAIDSTONE	2	525	24	3	3	27
BRETT	L	PERU	2	429	36	2	2	27
BRILL	D2	NEWARK	0.5	--		--	--	--
BROOKS III	E1	BRIGHTON	8	710	60	7	7	43
BROTHERS	E1	NORTON	6	--	60	6	7	42
BROWN	J1	ROCHESTER	3	467	33	3	2	28
BRYANT	E1	AVERILL	0.5	--		--	--	--
BURRINGTON	D2	SHEFFIELD	--	--		--	--	--
BURT	C	BELVIDERE	3	575	43	6	3	28
BUSHEY	E2	EAST HAVEN	0.5	284	--	--	--	--
BUSHEY JR	E1	AVERILL	1	531	38	2	2	23
BUTTLAR	M	READING	8	813	59	7	7	48
CAMPBELL	E1	AVERILL	1	455	28	2	2	16.5
CARPENTER	J1	GRANVILLE	0.5	--		--	--	--
CARPENTER	D1	CRAFTSBURY	7	--	63	7	7	52.5
CARRIER	E1	LEMINGTON	5	745	60	13	10	54
CARTEE	E2	NEWARK	--	--		--	--	--
CASTONGUAY	E1	BLOOMFIELD	--	482	42	3	2	23
CAYER	J1	GRANVILLE	3	--		--	--	--
CHADWICK	H1	WORCESTER	2	496	41	2	2	25

Weight is carcass weight completely dressed in lbs., Beam is in millimeters, Pts./Left and Right are number of points at least 1 inch long. Spread is in inches measured to the nearest half-inch. Age is cementum age except for 0.5 is a calf aged by tooth replacement at Department-operated check station, 0.4 is calf aged at regular big game reporting station; -- = unknown or missing data.

TABLE 4. 2009 LEGAL MOOSE HARVEST DATA--MALE MOOSE ONLY

Last Name	WMU	Town of Kill	Age	Weight	Beam	Pts/Left	Pts/Right	Spread
CHAGNON	E1	LEMINGTON	7	820	57	5	6	49
CHENEY	E1	CANAAN	4	735	47	8	8	48.5
CHESNEY	D2	BRIGHTON	--	--		--	--	--
CHICOINE	G	UNDERHILL	4	634	46	7	6	41
CLOGSTON	E1	BLOOMFIELD	8	755	61	8	7	47
CLUNE	E1	AVERYS GORE	5	779	59	6	7	45
COLBURN	M	KILLINGTON	3	707	47	3	3	35
COLE	H1	ELMORE	2	480	39	3	3	31
COLLINS	E2	EAST HAVEN	--	--		--	--	--
COLUMB	M	BARNARD	5	768	51	4	6	47.5
CONNOR	E1	LEMINGTON	4	540	41	2	1	31
CORTEMANCHE	H1	ELMORE	2	684	47	6	5	42
COTA	E2	CONCORD	4	798	46	5	4	39
COUTURE	E1	NORTON	1	401	30	3	2	19
COY	C	JAY	2	619	43	5	4	34.5
DANA	M	READING	3	632	42	4	5	42
DARLING	J2	GROTON	1	470	38	3	5	29.5
DAVIGNON	D1	EDEN	6	802	59	8	11	49
DEBLOIS	E1	BLOOMFIELD	7	742	51	5	5	40.5
DEVOST JR	E1	FERDINAND	10	--	57	6	6	47.5
DIAMOND	E1	AVERILL	7	757	61	15	9	57
DIMICK	D2	WHELOCK	--	--		--	--	--
DOMENICHELLI	H1	WORCESTER	6	635	53	6	8	44
DORIA	I	GRANVILLE	10	675	58	9	9	46
DRAGON	E1	LEMINGTON	10	827	62	8	10	54
DRIGGERS	M	KILLINGTON	6	760	52	6	7	39.5
DRISCOLL	D2	CHARLESTON	5	747	56	5	6	46.5
DUFAULT	D2	NORTON	--	--		--	--	--
DUNAKIN	E1	LEMINGTON	6	--	55	6	5	45
DUPONT	E2	LUNENBURG	0.5	295		--	--	--
DWYER	Q	WILMINGTON	2	408	35	1	2	18.5
EARLEY	D1	EDEN	--	--		--	--	--
EMERY	E2	GRANBY	1	400	35	3	3	24
EMMERSON	J2	GROTON	2	404	31	2	1	26.5
ENGLISH	D1	EDEN	--	--		--	--	--
ERAMO	D2	KIRBY	--	--		--	--	--
ERNST	J1	ROXBURY	1	368	27	2	2	21
EVANS	E2	FERDINAND	2	602	45	7	5	35.5
FAUST	E1	AVERILL	7	717	55	10	10	51.5
FELLOWS	E2	FERDINAND	--	--		--	--	--
FISK	E2	EAST HAVEN	5	830	58	8	10	51
FISK, JR	E1	LEWIS	3	607	41	2	3	33.5
FORD	D1	LOWELL	2	556	57	4	4	35
FORREST	H1	WOODBURY	4	625	44	4	4	39
FORTIER	D2	HOLLAND	1	330	--	1	1	12
FORTIN	E1	LEWIS	--	--		--	--	--
FORTIN	E1	AVERILL	1	389	32	2	2	19.5
FORTUNATI	E1	LEMINGTON	--	--		--	--	--
FRANKLIN JR	P	STRATTON	4	595	45	5	5	41

TABLE 4. 2009 LEGAL MOOSE HARVEST DATA--MALE MOOSE ONLY

Last Name	WMU	Town of Kill	Age	Weight	Beam	Pts/Left	Pts/Right	Spread
FRASIER	E2	GUILDHALL	--	--		--	--	--
FRENCH	D2	VICTORY	8	667	53	8	9	46
FRIZZELL	E1	AVERILL	--	--		--	--	--
GAIOTTI	E1	NORTON	1	362	47	2	3	--
GALLANT	P	WOODFORD	2	535	42	4	4	34
GANDIN	J2	ORANGE	4	768	62	7	9	51.5
GASKIN	E2	GRANBY	3	649	47	6	6	44
GEORGE	C	WESTFIELD	6	662	56	8	10	46.5
GODFREY	E1	LEMINGTON	4	606	44	4	4	36
GODFREY	D2	CHARLESTON	--	965		--	--	--
GOSS	E1	LEWIS	1	388	31	3	2	25.5
GOSELIN	D2	BROWNINGTON	1	393	34	1	2	21.5
GOVE	E2	NEWARK	0.5	--		--	--	--
GRADZIEL	E1	LEMINGTON	5	797	51	11	9	43.5
GRANT	D2	GRANBY	2	553	38	3	2	26
GREENE	D2	WALDEN	1	408	30	2	2	19
GREGOIRE	J2	GROTON	7	623	58	8	7	53
GRIGGS	D1	EDEN	--	--		--	--	--
GRIMES	E2	BRIGHTON	3	792	--	7	8	36
GROSS	D1	CRAFTSBURY	1	--	32	2	1	20
GUILMETTE	C	JAY	4	801	52	9	10	46
GUILMETTE	D2	NEWARK	2	623	53	5	5	31.5
GUYETTE	E2	EAST HAVEN	5	657	55	0	6	--
HALLSTROM	J1	ROXBURY	4	733	49	8	9	47.5
HARDY	D2	CHARLESTON	8	823	58	8	7	48.5
HARRINGTON	E2	FERDINAND	10	--	62	8	7	47
HARRINGTON	Q	WARDSBORO	12	728	50	4	6	37.5
HARVEY	D2	NEWARK	5	849	55	10	8	50.5
HAUGHTON	E2	FERDINAND	1	368	31	1	2	18
HAYES	E2	FERDINAND	--	--		--	--	--
HOLABIRD	D2	NORTON	--	--		--	--	--
HOMER	E2	GRANBY	7	653	53	7	6	47
HOOD	D2	WARNERS GRANT	0.5	191	--	--	--	--
HOUGHTON	D2	MORGAN	6	790	60	10	10	46
HUDSON	J2	TOPSHAM	1	438	31	2	2	20.5
HUGHES	D1	LOWELL	5	733	60	10	10	48
HUGHES	M	READING	1	--	22	2	1	18
HUNTLEY	E2	EAST HAVEN	3	--	41	3	3	31
IRVIN	E1	BLOOMFIELD	4	650	42	5	4	34.5
JANKOWSKI	E1	AVERILL	3	560	45	5	5	33
JARRY	D2	WHELOCK	6	763	59	7	6	50
JEFFERSON	E2	EAST HAVEN	7	634	53	8	4	44
JENNE	E2	EAST HAVEN	--	--		--	--	--
JENSVOLD	H1	ELMORE	4	597	47	4	5	34.5
JETTE	E1	LEMINGTON	--	--		--	--	--
JIMMO	I	LINCOLN	--	--		--	--	--
JOHNSON	D2	BROWNINGTON	0.5	305	--	--	--	--
JOHNSON	E1	NORTON	--	--		--	--	--

TABLE 4. 2009 LEGAL MOOSE HARVEST DATA--MALE MOOSE ONLY

Last Name	WMU	Town of Kill	Age	Weight	Beam	Pts/Left	Pts/Right	Spread
JOYAL	E2	FERDINAND	6	662	50	7	9	39
KANE	H1	GROTON	--	--		--	--	--
KAPUSTA	H1	ELMORE	2	342	29	1	2	20.5
KARON	E1	AVERYS GORE	--	--		--	--	--
KEHAYA	E2	GRANBY	3	646	40	5	4	33
KEITHAN	D2	SHEFFIELD	--	--		--	--	--
KELLER	D2	HOLLAND	12	724	64	6	7	61
LABERGE	E2	BRIGHTON	2	626	43	6	5	33
LACROSS	D2	NEWARK	2	--		--	--	--
LAFOUNTAIN	D2	BARTON	0.5	--		--	--	--
LAGUE	E1	LEMINGTON	1	419	30	2	2	18
LAKUS	D2	SHEFFIELD	3	660	47	8	9	41
LAMSON	E2	BRIGHTON	5	724	49	7	6	43
LAPOINTE	E1	LEWIS	1	--	53	3	3	30
LATOUR	P	WOODFORD	--	--		--	--	--
LAWSON	E1	AVERILL	2	563	42	3	3	27
LAYN	D2	WHEELLOCK	4	542	48	3	3	26
LEHOULLIER	C	EDEN	10	814	63	9	7	51
LEHOUX	E1	AVERILL	1	340	--	1	1	--
LEMAY	E1	BLOOMFIELD	8	743	58	9	10	51
LEONARD	E2	FERDINAND	9	654	53	5	8	42
LEPAGE	L	MT TABOR	13	--	61	9	7	56
LEWIN JR	D2	NEWARK	0.5	216	--	--	--	--
LEWIS	E1	LEMINGTON	3	657	51	6	5	34.5
LINTON	D2	NEWARK	0.5	194	--	--	--	--
LITTLETON	D2	NEWARK	3	471	35	3	2	26
LONGWAY	E1	NORTON	2	650	45	5	5	29
LUMBRA	E1	LEMINGTON	11	491	31	2	2	22
LYNDS	M	BARNARD	7	679	48	3	3	43
MADISON	E1	AVERILL	4	788	53	6	8	38
MARCEAU	E1	AVERILL	4	700	55	6	7	61
MARTELL	E2	EAST HAVEN	1	515	31	2	1	25
MARTIN	E1	AVERILL	6	763	51	10	8	54
MARTIN	G	MORRISTOWN	--	--		--	--	--
MARTIN	E1	CANAAN	0.5	--		--	--	--
MASURE	E2	FERDINAND	4	635	41	5	5	36
MCALLISTER	C	RICHFORD	--	746	62	7	8	53.5
MCCULLAN	E2	LUNENBURG	3	838	45	6	6	44
MCDONOUGH	D2	DERBY	4	690	50	5	6	34
MCINTYRE	M	STOCKBRIDGE	5	539	41	4	3	35
MCKENZIE	E2	MAIDSTONE	--	--		--	--	--
MENDENALL	E1	LEMINGTON	1	475	31	2	2	22
MERCHANT	E2	BRUNSWICK	1	446	23	1	2	15
MERRILL	E1	BLOOMFIELD	4	706	52	6	6	40
MILLER	E1	FERDINAND	4	720	53	9	10	45.5
MILLER	E1	LEWIS	0.4	--		--	--	--
MINER	E2	MAIDSTONE	1	361	40	2	3	22
MOFFATT	D2	NEWARK	0.5	--		--	--	--

TABLE 4. 2009 LEGAL MOOSE HARVEST DATA--MALE MOOSE ONLY

Last Name	WMU	Town of Kill	Age	Weight	Beam	Pts/Left	Pts/Right	Spread
MOMANEY	P	STRATTON	10	655	59	9	8	46.5
MONETTE	E2	EAST HAVEN	4	634	44	4	5	30
MOREHOUSE	E2	CONCORD	--	--		--	--	--
MORSE	E1	AVERILL	--	--		--	--	--
MORTON	E1	AVERYS GORE	1	471	33	2	2	20.5
MOULTON	D2	NEWARK	2	456	40	2	2	32
MOULTRoup	G	DUXBURY	4	629	49	4	6	41
MULAC	E2	GRANBY	1	405	30	1	1	20.5
MYERS	E2	FERDINAND	4	707	54	5	7	41
NADEAU	E2	FERDINAND	--	--		--	--	--
NEEDHAM	J2	VERSHIRE	11	821	63	10	10	56
NETWALL	D1	ALBANY	--	--		--	--	--
OGRADY	J1	GRANVILLE	6	857	59	10	8	53
OTT SR	E1	BLOOMFIELD	1	416	32	3	2	24
PAGE	E1	AVERILL	2	442	39	2	1	23
PALMER	E1	BRIGHTON	--	--		--	--	--
PARENT	E2	GRANBY	--	--		--	--	--
PARENT	E2	GRANBY	0.5	316		--	--	--
PARKHURST	D1	EDEN	0.5	252	--	--	--	--
PATTEN	D2	STANNARD	--	--		--	--	--
PATTEN	E2	CONCORD	1	528	36	6	5	31
PATTEN	P	STAMFORD	8	823	63	11	8	60
PELOQUIN	E1	BRIGHTON	1	383	--	1	1	24
PERRY	E1	AVERYS GORE	7	739	60	10	12	51
PETERS	E2	EAST HAVEN	3	597	43	5	4	32
PIKE	E1	AVERILL	1	445	40	3	2	24
PIKE JR	E1	LEMINGTON	1	453	44	2	2	31
PION	D1	LOWELL	--	--		--	--	--
PLOOF	E2	LUNENBURG	4	779	54	4	4	45.5
PLOOF	C	LOWELL	7	705	56	6	6	--
POTTER	D1	EDEN	4	767	54	7	5	45
PURVIS	I	HANCOCK	1	316	38	1	3	14.5
RAINVILLE	D2	NEWARK	--	--		--	--	--
RALPH	L	MT TABOR	5	729	53	1	10	--
RAMSDELL	E2	CONCORD	1	430	21	2	2	14
RANDALL	J1	NORTHFIELD	2	346	32	2	1	24
RAVELIN	D2	NORTON	0.5	286	--	--	--	--
RAYTA	D2	WALDEN	5	719	54	10	8	51
REAGAN	G	FAYSTON	4	568	43	3	3	32.5
REBEDEAU	E1	AVERILL	5	776	52	7	8	44.5
ROBBINS	J1	NORTHFIELD	2	463	41	3	3	32
ROUSE	I	RIPTON	1	311	29	1	1	15
ROUX	H1	GROTON	12	766	65	7	7	53
ROYA	H1	GROTON	8	686	59	11	11	56
RUSHFORD	D1	GREENSBORO	--	--		--	--	--
RUSS	C	EDEN	4	634	42	2	2	37
RUSSIN	G	JEFFERSONVILLE	4	636	48	7	6	43
SARGENT	D2	NEWARK	2	598	39	5	4	33
SEACE	E2	VICTORY	--	--		--	--	--

TABLE 4. 2009 LEGAL MOOSE HARVEST DATA--MALE MOOSE ONLY

Last Name	WMU	Town of Kill	Age	Weight	Beam	Pts/Left	Pts/Right	Spread
SEAVER	E1	AVERILL	3	631	42	3	3	30
SHERMAN	J2	TOPSHAM	2	554	64	6	5	36
SHONIO	E1	BLOOMFIELD	2	682	57	5	4	33
SKELLY	E2	MAIDSTONE	3	--	42	6	4	33
SMITH	P	STAMFORD	0.5	248		--	--	--
SMITH	E2	GRANBY	2	586	45	3	3	28
SMITH	D2	WHEELLOCK	3	649	45	4	5	39
SORRELL	I	STARKSBORO	2	415	33	2	2	20
SPAULDING	E1	LEMINGTON	0.5	199	--	--	--	--
SPEZZAFERO	E1	LEMINGTON	6	797	54	7	6	50
SPURGEON	E1	AVERYS GORE	10	701	53	6	6	41
STAFFORD	E1	AVERYS GORE	--	--		--	--	--
STEVENS	E2	FERDINAND	2	554	44	6	6	36
STEVENS	D2	WESTMORE	5	742	51	12	6	60
STEVENS	E1	BLOOMFIELD	5	715	49	7	7	37.5
STEWART	E2	GRANBY	2	532	40	2	1	18
STROBRIDGE	E1	AVERYS GORE	4	636	44	8	7	33
STUART	D2	WHEELLOCK	4	743	46	5	5	46
SUDDABY	H1	ELMORE	1	--	32	3	3	8.5
SWIFT	J2	STRAFFORD	8	610	54	7	8	42
TABACCO	D1	EDEN	1	430	38	2	2	26.5
TABER	C	BELVIDERE	5	--	61	10	12	46
TALBOT	D2	NEWARK	5	652	55	7	7	52
TALLMAN	D1	EDEN	1	484	35	3	3	30
TETREAULT	E1	LEWIS	11	702	58	6	5	47
THEBERGE	D2	BARTON	--	--		--	--	--
THOMAS	G	HUNTINGTON	2	558	44	3	3	28
THOMPSON	E1	LEWIS	1	250	27	1	1	--
THOMPSON	D1	ALBANY	5	715	50	7	5	41
THRESHER	E1	BRUNSWICK	10	756	62	8	9	51
TIERNEY	E1	AVERILL	1	554	54	8	7	31
TODD	I	LINCOLN	3	685	52	5	5	38
TOWNSEND	G	DUXBURY	7	641	56	9	6	51.5
TREMBLY	E2	GRANBY	--	709	42	5	4	38
VONDALE	P	STAMFORD	7	829	55	7	7	47.5
WARD	D2	VICTORY	1	464	35	3	2	23
WEATHERELL	E1	LEWIS	3	591	45	3	4	36
WEDDE	I	CHITTENDEN	9	828	57	9	6	49
WELLER	E1	LEMINGTON	--	--		--	--	--
WENDEL	H1	MIDDLESEX	5	490	43	2	3	34
WEST	E1	AVERILL	5	679	53	4	5	44
WHIPPLE	D2	STANNARD	11	754	66	8	7	51.5
WHITE	E1	AVERILL	2	538	45	4	3	34
WHITE	H1	ELMORE	1	441	36	3	3	26
WILEY	E2	GRANBY	--	803	54	7	6	52.5
WILKINS	E2	GRANBY	--	--		--	--	--
WILLARD	E1	LEMINGTON	0.5	--		--	--	--
WILLEY	E1	BLOOMFIELD	6	785	65	12	13	52
WILLIAMS	E2	GRANBY	3	551	42	--	--	29

TABLE 4. 2009 LEGAL MOOSE HARVEST DATA--MALE MOOSE ONLY

Last Name	WMU	Town of Kill	Age	Weight	Beam	Pts/Left	Pts/Right	Spread
WILLIAMS	E1	LEWIS	1	328	25	1	1	--
WILSON	E2	GRANBY	9	750	55	4	5	44
WILSON	J2	GROTON	2	559	42	4	4	36
WOLF	E1	AVERILL	1	--	32	2	2	16
WOOD	E1	BLOOMFIELD	1	383	60	1	2	21.5
WRIGHT	D2	CHARLESTON	--	--		--	--	--
YACAWYCH	D2	WALDEN	--	--		--	--	--
YOUNG	O	TOWNSEND	4	658	42	5	4	38
ZOUFALY	D2	NORTON	1	452	44	3	3	21.5

TABLE 5. 2009 LEGAL MOOSE HARVEST DATA--FEMALE MOOSE ONLY

Last Name	WMU	Town of Kill	Age	Weight	Total CL
ABELL	H2	GROTON	1	315	
AINES	D2	WESTMORE	--	----	
AINSWORTH	D2	NORTON	2	571	2
ALDRICH SR	E1	BLOOMFIELD	7	665	
ALEXANDER	E1	BLOOMFIELD	--	----	
ALLEN	D2	SUTTON	--	----	
AMADON	E2	LUNENBURG	4	548	
AMATRUDA	D2	CHARLESTON	3	482	1
ANDERSON	D1	CRAFTSBURY	8	425	0
ASHLINE	E1	NORTON	2	620	1
BAKER	E2	FERDINAND	--	427	
BAKER JR	D2	NORTON	5	541	
BANIA	E2	FERDINAND	4	534	1
BARA	E1	AVERILL	3	693	
BARBER	D2	BROWNINGTON	--	----	
BARCOMB	E2	VICTORY	0.5	----	
BARR	D1	ALBANY	--	----	
BARRETT	D2	SHEFFIELD	--	375	
BARROWS	D2	WARRENS GORE	0.5	185	
BEATTIE	P	WINHALL	0.5	144	
BECKER JR	D2	VICTORY	0.5	295	
BELOIN	E1	NORTON	--	----	
BEST	D2	BRIGHTON	0.5	256	
BETTS	E1	LEWIS	1	----	
BISHOP	E2	FERDINAND	10	599	1
BISSONNETTE	E2	GUILDHALL	5	580	1
BLODGETT	E1	LEMINGTON	2	498	
BOUTAH SR	E1	LEMINGTON	4	576	
BRIGGS	E2	CONCORD	3	587	
BROCKNEY	E1	CANAAN	--	----	
BROE	D2	NORTON	--	----	

Weight is carcass weight completely dressed in lbs; Total CL is number of corpora lutea; Age is cementum age except for 0.5 is a calf aged by tooth replacement at Department-operated check station or judged to be a calf aged at regular big game reporting station; -- and ---- = unknown or missing data.

TABLE 5. 2009 LEGAL MOOSE HARVEST DATA--FEMALE MOOSE ONLY

Last Name	WMU	Town of Kill	Age	Weight	Total CL
BROE JR	E1	LEMINGTON	1	399	0
BROPHY	E2	EAST HAVEN	2	591	
BROWN	E2	FERDINAND	0.5	266	
BROWN	D2	VICTORY	0.5	----	
BROWN	B	BAKERSFIELD	10	572	
BROWN	D2	SHEFFIELD	--	575	
BROWN	E2	GRANBY	4	600	1
BROWN	J2	VERSHIRE	4	403	1
BRUNELLE	E2	FERDINAND	--	----	
BURDET	D2	WHEELLOCK	2	551	
BURNS	E1	AVERILL	3	----	
BUSHEY	E2	EAST HAVEN	6	504	
BUSHEY	E1	NORTON	3	500	1
CALDERONI	E1	AVERYS GORE	14	534	1
CAMPO	D2	NEWARK	3	628	
CARPENTER	C	WESTFIELD	0.5	----	
CARPENTER	E2	LUNENBURG	--	----	
CARROLL	O	GRAFTON	12	676	1
CARTER	E1	AVERILL	--	----	
CASEY	E1	LEWIS	0.5	----	
CHAFFEE	D2	BARTON	0.5	213	
CHAMBERLIN	E1	NORTON	--	----	
CHARRON	D2	DANVILLE	4	630	
CHARTIER	E1	AVERILL	0.5	----	
CHEESEMAN	E2	GRANBY	9	688	
CHEESEMAN	D2	WHEELLOCK	5	578	1
CHURCH	E1	NORTON	4	----	1
CLARK	J2	TOPSHAM	5	536	1
COATES	H1	WOODBURY	10	486	
CODLING	E1	AVERILL	2	541	
COLBURN	E1	AVERILL	5	510	
COLLINS	E1	LEWIS	--	----	
COMBS	D2	WALDEN	--	583	
CONNER	D2	SUTTON	6	----	1
COTE	E1	BLOOMFIELD	--	----	
COX	D2	GLOVER	1	378	
CRONAN	E2	BLOOMFIELD	0.5	231	
CROSS	E1	BRUNSWICK	--	----	
CRUICKSHANK	H2	PEACHAM	1	389	
CURTIS	E1	AVERYS GORE	--	----	
CURTIS	E1	BLOOMFIELD	9	526	0
DAVIDSON	J2	CORINTH	2	354	
DAVIS	E2	CONCORD	2	555	
DAVIS	E2	GRANBY	3	426	0
DAVIS JR	E1	LEMINGTON	3	611	1
DEAVITT	E2	EAST HAVEN	8	590	1
DEITRICH	E2	EAST HAVEN	0.5	213	
DELISLE	E1	AVERILL	--	----	

TABLE 5. 2009 LEGAL MOOSE HARVEST DATA--FEMALE MOOSE ONLY

Last Name	WMU	Town of Kill	Age	Weight	Total CL
DELORME	E1	BLOOMFIELD	3	560	
DEMERS	E2	FERDINAND	3	579	1
DIX	D2	MORGAN	--	----	
DRISCOLL	E2	FERDINAND	1	376	0
DRISCOLL	D2	BURKE	4	576	1
DUBIE	G	MORRISTOWN	3	497	
DUBUQUE	E1	NORTON	--	----	
DUCHARME	D2	WHEELOCK	3	529	
DUNN	B	FRANKLIN	16	678	
EASTMAN	D2	WESTMORE	0.5	296	
EDWARD	E1	AVERYS GORE	2	565	
EGGLESTON	D2	NORTON	4	464	1
FELLOWS	E1	BLOOMFIELD	--	----	
FIARKOSKI	E2	FERDINAND	1	----	0
FLEMING	E2	GRANBY	2	522	0
FORTIN	D2	HOLLAND	4	554	
FOSTER	D2	WESTMORE	6	547	
FOURNIER	E2	GRANBY	1	448	
FOURNIER	J1	GRANVILLE	1	466	
GAGNE	E2	EAST HAVEN	0.5	129	
GAIOTTI	D2	VICTORY	--	----	
GALLUS	D2	WARRENS GORE	1	364	0
GAUTHIER	E1	AVERILL	13	432	0
GEMMITI	E2	LUNENBURG	6	477	1
GIBBS	E1	AVERILL	10	592	1
GILMAN	E1	AVERYS GORE	--	----	
GIROUX	D2	NORTON	3	----	
GOMO	E1	NORTON	--	----	
GONYAW	E1	LEMINGTON	2	519	
GOODELL	E1	BLOOMFIELD	--	----	
GOODWIN	E2	BRIGHTON	--	----	
GRATTON	E2	EAST HAVEN	11	618	1
GREENWOOD	E1	LEMINGTON	--	----	
GREGOR	D1	CRAFTSBURY	11	617	
GREGORE	E1	LEMINGTON	1	539	
GRIFFITH	D2	SUTTON	1	328	0
GUERTIN	D2	BARTON	--	518	
HAMMOND	E2	FERDINAND	11	584	1
HANNUX	E2	FERDINAND	--	----	
HARDT	I	GRANVILLE	0.5	----	
HARDY	E2	FERDINAND	3	520	
HARRAN	D2	DANVILLE	--	----	
HENNESSY	E1	AVERILL	--	----	
HENRY	L	DORSET	2	322	
HILL	E1	LEWIS	5	555	
HOLMES	E1	AVERILL	0.5	186	
HORNER	H1	ELMORE	7	397	
HOUGHTON JR	D2	BURKE	0.5	229	

TABLE 5. 2009 LEGAL MOOSE HARVEST DATA--FEMALE MOOSE ONLY

Last Name	WMU	Town of Kill	Age	Weight	Total CL
HOWARD	D2	NORTON	2	484	
HUNGERFORD	D2	NORTON	13	390	
INGALLS	H1	WOODBURY	5	533	2
INGALLS	E2	LUNENBURG	--	----	
INGALLS	E1	BLOOMFIELD	3	640	1
ISHAM	E2	CONCORD	3	673	
JACOBS	E1	CANAAN	--	----	
JENNINGS	I	LINCOLN	12	598	
JOHNSTON	E1	BLOOMFIELD	1	548	
JOHNSTON	Q	HALIFAX	2	475	1
JONES	D2	CHARLESTON	--	----	
KEER	D2	BARTON	--	----	
KEHAYA	E2	MAIDSTONE	1	443	
KILCOLLINS	E1	LEWIS	6	486	0
KING JR	D2	WALDEN	--	----	
KLEPTZ	E2	FERDINAND	4	----	1
KNIGHT	E2	FERDINAND	12	562	1
KORSON	D2	BROWNINGTON	--	----	
LACLAIR	H1	ELMORE	1	373	
LAKIN	D2	NEWARK	5	----	
LANTAGNE	E1	AVERYS GORE	4	672	
LANTAGNE	D2	CHARLESTON	--	----	
LAPIERRE	E1	LEMINGTON	1	376	0
LARCOMB	E2	GRANBY	--	----	
LAVALETTE	E2	EAST HAVEN	--	----	
LAWRENCE JR	E1	BLOOMFIELD	11	524	1
LEMIEUX	E2	NEWARK	1	458	
LEROUX	D1	ALBANY	--	----	
LEWIS	E1	AVERYS GORE	15	483	
LIBBEY	D2	SHEFFIELD	0.5	----	
LOCKE	C	BELVIDERE	--	----	
LONGE	E1	NORTON	10	727	
LONGWAY	E1	NORTON	6	585	
LUCE	D2	SHEFFIELD	--	462	
LUCIUS	E1	BLOOMFIELD	8	649	
LUND	D2	NORTON	5	622	1
LUND	E2	GRANBY	1	465	
MACIE	E2	CONCORD	4	578	
MACKEY	J1	ROXBURY	2	582	
MANNING	E1	NORTON	4	451	0
MARCY	D2	MORGAN	--	----	
MARRIER	E2	GRANBY	5	583	
MARTELL	D2	WALDEN	5	370	0
MARTIN	E1	AVERILL	--	----	
MARTOCCHIO	E2	VICTORY	1	340	1
MASSE	D2	STANNARD	--	550	
MATTHEW	J1	BRAINTREE	1	315	
MAXFIELD	G	DUXBURY	--	----	

TABLE 5. 2009 LEGAL MOOSE HARVEST DATA--FEMALE MOOSE ONLY

Last Name	WMU	Town of Kill	Age	Weight	Total CL
MAXWELL	E1	WARRENS GORE	--	----	
MAXWELL	E1	AVERYS GORE	1	417	0
MAZUR	E1	BRIGHTON	5	613	0
MCALLISTER	E1	NORTON	9	527	
MCALLISTER	E2	EAST HAVEN	--	----	
MCAUOY	D2	SUTTON	1	461	0
MCCAMMON	C	LOWELL	7	605	
MCCUIN	D2	BURKE	14	562	1
MCDONALD	E2	FERDINAND	4	336	0
MCNALL	E1	AVERILL	7	686	
MCNANEY	E1	FERDINAND	2	----	
MEILLEUR	E2	EAST HAVEN	7	440	
MERCHANT	D2	CHARLESTON	4	535	
MERRILL	I	CHITTENDEN	7	582	
MICKNAK	D2	MORGAN	1	471	
MILLETTE	J2	GROTON	9	380	
MITCHELL	E2	GRANBY	8	446	0
MONTGOMERY	E2	GUILDHALL	3	546	
MOONEY	D2	SHEFFIELD	9	403	
MORAN	D2	VICTORY	--	----	
MORIN	D2	MORGAN	--	----	
MOTYCKA	E2	EAST HAVEN	--	----	
MOULTON	D2	CHARLESTON	2	563	
NEEDHAM	E1	LEMINGTON	4	585	1
NOTT	E2	GRANBY	--	----	
NULTY	E1	CANAAN	--	----	
NUTTING	D2	NEWARK	--	----	
OSBORNE	E2	BRIGHTON	4	609	
PAPPACONSTANTINOU	E1	LEWIS	0.5	243	
PARENT	D1	CRAFTSBURY	1	327	
PARENTEAU	E2	GRANBY	6	517	
PARKER	P	GLASTENBURY	0.5	210	
PARKER	J2	CORINTH	2	----	
PARKHURST	E1	LEWIS	--	----	
PATNAUDE	E1	NORTON	1	434	0
PATNOE	E1	LEWIS	--	----	
PAYNE	E1	BLOOMFIELD	8	640	
PECK	E1	AVERILL	2	491	
PERROTTE	E2	FERDINAND	--	----	
PERRY	D2	BROWNINGTON	--	655	1
PHELPS	E2	EAST HAVEN	--	----	
PICARD	E1	AVERILL	0.5	253	
PIDGEOON	E1	LEWIS	2	540	1
PIDGEOON	E2	BRIGHTON	0.5	158	
PIERCE	D2	SHEFFIELD	4	----	
PIERCE SR	E2	MAIDSTONE	2	583	
PILETTE	E2	GRANBY	3	540	1
PINSONNEALT	E2	EAST HAVEN	3	474	1

TABLE 5. 2009 LEGAL MOOSE HARVEST DATA--FEMALE MOOSE ONLY

Last Name	WMU	Town of Kill	Age	Weight	Total CL
PLUMLY	C	JOHNSON	5	559	
PORTER	E2	GUILDHALL	12	411	
POULIOT	D2	BROWNINGTON	--	562	
PRATT	E2	NEWARK	--	----	
PRUE	D2	NEWPORT ???	1	----	
PUGH	E1	AVERILL	4	601	
PUTVAIN	H1	HARDWICK	--	----	
RANNEY	E1	CANAAN	4	540	0
RATTA	E2	GRANBY	1	356	
RICE	E1	AVERILL	4	559	
ROBERTS	D1	TROY	2	564	
ROBINSON	H1	GROTON	7	579	
ROCKWOOD	E2	FERDINAND	3	546	1
ROGERS	D2	SHEFFIELD	--	434	
ROGERS II	E2	VICTORY	--	----	
ROLLO	E1	CANAAN	--	----	
ROYCE	E1	AVERILL	2	586	1
SALO	P	WINHALL	0.5	197	
SANDERS	D2	NORTON	--	625	1
SANTAVY	E1	AVERILL	5	----	
SANTAW	D2	NEWARK	0.5	220	
SEAGROVES	D2	VICTORY	4	683	
SEVERANCE	E1	AVERILL	--	----	
SHAW	D2	WALDEN	9	587	1
SHAW	J2	TOPSHAM	4	561	
SHELDON	E2	EAST HAVEN	10	574	1
SIMPSON	D2	SHEFFIELD	4	544	
SKINNER	E2	LUNENBURG	4	----	
SLOAN	D2	BROWNINGTON	--	----	
SMALL	D2	HOLLAND	8	531	1
SMITH	P	STAMFORD	0.5	181	
SNYDER	D2	DANVILLE	4	534	1
SPENCE	E2	CONCORD	4	649	1
ST FRANCIS	E1	BRIGHTON	--	----	
START	E2	NEWARK	2	429	
STETSON	E1	AVERILL	1	372	0
STEVENSON	D2	VICTORY	--	----	
STOODLEY	D2	WALDEN	2	525	
STOWELL	E2	MAIDSTONE	--	----	
SUPERCHI	E1	AVERILL	--	----	
SURPITSKI	D2	VICTORY	3	418	
SWEETSER	E1	BLOOMFIELD	1	419	0
SYKES	E1	WARRENS GORE	--	----	
TEBBETTS	E1	AVERILL	9	632	2
TERK	E2	EAST HAVEN	0.5	----	
THURSTON	D2	HOLLAND	4	549	
TIBBITS	E1	AVERILL	4	614	1
TILTON	D2	WHEELLOCK	--	415	

TABLE 5. 2009 LEGAL MOOSE HARVEST DATA--FEMALE MOOSE ONLY

Last Name	WMU	Town of Kill	Age	Weight	Total CL
TIPPEE	D2	NORTON	--	----	
TOBIN	E1	LEWIS	3	547	
TOSI	D2	CHARLESTON	4	564	1
TOWNE	H1	ELMORE	0.5	----	
TOWNSEND	E2	BRIGHTON	--	----	
TWOMBLY	D2	NORTON	16	379	0
TYRRELL SR	M	READING	3	401	
VESPER	D2	HOLLAND	0.5	264	
VIENS	E1	BRUNSWICK	3	546	1
VIGEANT	D1	TROY	--	----	
VINCENT JR	E2	FERDINAND	1	413	
WALKER	E1	NORTON	1	500	0
WALKER	E2	CONCORD	4	603	
WALLACE	E2	EAST HAVEN	5	677	1
WARREN	E2	GRANBY	--	----	
WEBB	M	PLYMOUTH	7	489	1
WEBB	E2	LUNENBURG	--	----	
WELLS	E1	AVERILL	3	487	0
WHEELER	E1	LEWIS	--	----	
WHITNEY	E2	GRANBY	3	----	
WHITNEY	D2	NORTON	--	466	
WILKIN	D2	SHEFFIELD	1	438	
WILKINS	D2	KIRBY	0.5	----	
WILLIAMS	E1	AVERYS GORE	2	437	
WILLIAMSON	D2	STANNARD	--	518	
WILSON	C	JAY	2	498	
WILSON	H1	GROTON	5	528	
WOODARD	D2	NORTON	2	433	
YRSHA	D2	WESTMORE	0.5	167	
ZAPLETAL	D2	NEWARK	--	----	



Bruce Therrien