



2009 VERMONT WILDLIFE HARVEST REPORT Wild Turkey





2009 VERMONT WILD TURKEY HARVEST REPORT

Most of the programs described in this report are funded through the *Federal Aid in Wildlife Restoration Program*. This program initiated in 1937 as the Federal Aid In Wildlife Act and created a system where by taxes are paid on firearms, ammunition and archery equipment by the public who hunts. Today this excise tax generates over a hundred million dollars each year that are dedicated to state wildlife restoration and management projects across the United States. The State of Vermont use these monies for acquiring land, and for restoring and managing wildlife. These excise tax dollars, coupled with state hunting license fees have been the predominate source of money funding the successful restoration and management of Vermont’s wildlife resources.

Contents

Spring Turkey Season	2
2009 Legal Spring Turkey Harvest by	
Town and Residency	3-8
2009 Spring Turkey Harvest by WMU	3
2009 Spring Turkey Harvest by County	4
Fall Turkey Season	8
2009 Legal Fall Turkey Harvest by	
Town and Method	9-11
2009 Fall Turkey Harvest by	
Wildlife Management Unit	10
Anticipated Changes to the Fall Season	11



The MISSION of the Vermont Fish & Wildlife Department is the conservation of fish, wildlife, and plants and their habitats for the people of Vermont.

Vermont Fish & Wildlife Department

Agency of Natural Resources

103 South Main Street, 10 South
Waterbury, Vermont 05671-0501

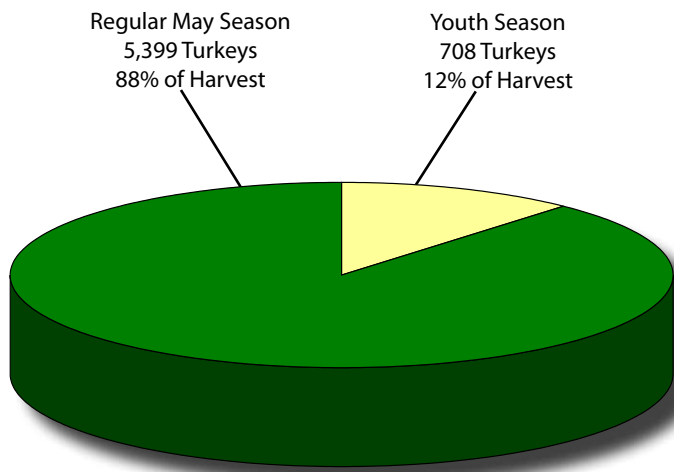
(802) 241-3700 / www.vtfishandwildlife.com

2009 Wild Turkey Report

Spring Turkey Season

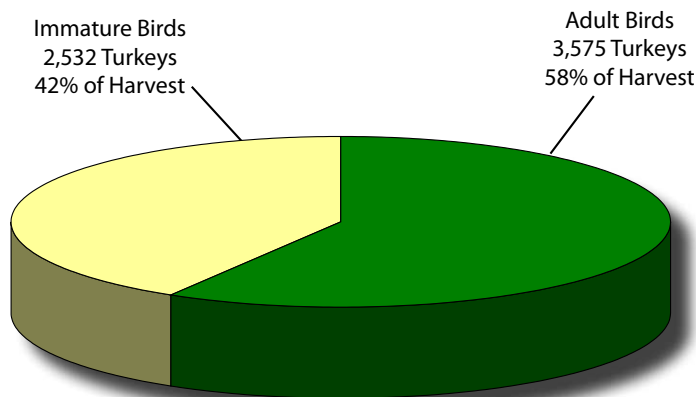
Vermont's 2009 spring season, once again established a new, all-time record harvest of 6,107 bearded birds, topping the previous record harvest of 5,461 birds established in 2008. The 2009 record tally includes the 710 birds taken in the two-day, April youth turkey season. The youth season contribution to the total spring turkey harvest was 12 percent.

TURKEY HARVEST BY SEASON 6,107 TOTAL SPRING HARVEST




Adult birds comprised a higher percentage of the harvest (58%) while immature birds comprised the remaining 42 percent. The 2009 season also included 47 bearded hens in the tally. Birds were harvested in an unprecedented 239 of Vermont's 253 towns, by 4,064 successful hunters.

TURKEY HARVEST BY AGE 6,107 TOTAL SPRING HARVEST



Joel Flewelling

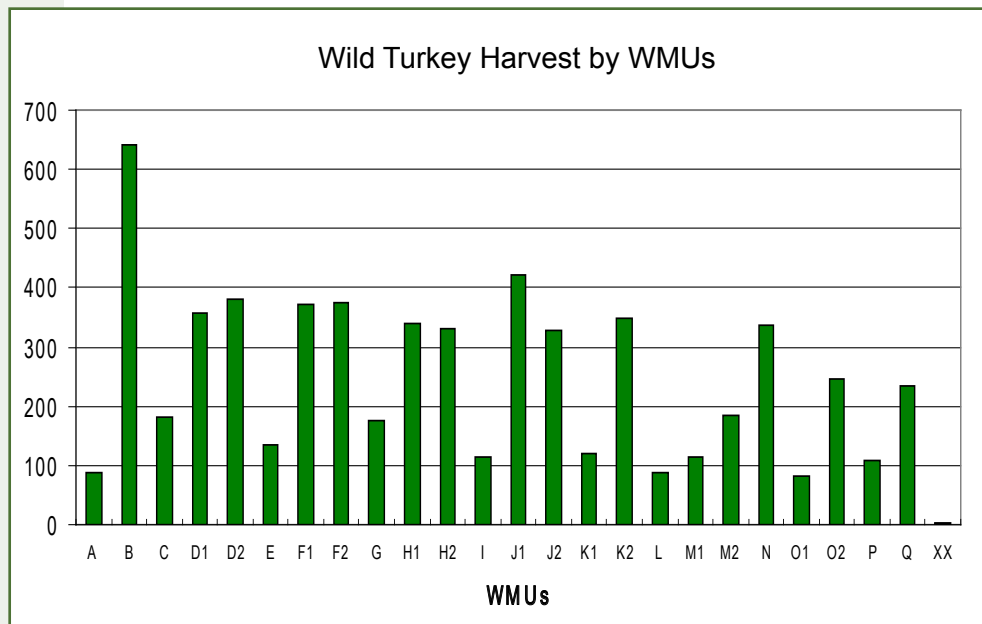
Hunter success rates remained quite high with 24.7 percent of hunters harvesting at least one turkey. Among these successful hunters, an impressive 32.8 percent of them harvested a second bearded bird to fill the two-bird spring bag limit. Hunting pressure in 2009, measured in terms of spring turkey licenses sold (16,418) was somewhat higher (7.3%) than 15,303 licenses sold in 2008, and certainly contributed to the increased harvest in 2009.



2009 LEGAL SPRING TURKEY HARVEST BY TOWN AND RESIDENCY

Town of Kill	Non-Resident	Resident	Total
ADDISON	4	58	62
ALBANY		24	24
ALBURG		29	29
ANDOVER	1	8	9
ARLINGTON	2	38	40
ATHENS		3	3
BAKERSFIELD		30	30
BALTIMORE	1	5	6
BARNARD	3	18	21
BARNET		66	66
BARRE		48	48
BARTON	1	16	17
BELVIDERE		3	3
BENNINGTON	3	44	47
BENSON	10	42	52
BERKSHIRE		41	41
BERLIN	1	40	41
BETHEL	2	32	34
BLOOMFIELD	1	11	12
BOLTON	2	4	6
BRADFORD	5	16	21
BRAINTREE	1	20	21
BRANDON		40	40
BRATTLEBORO	5	30	35
BRIDGEWATER	3	21	24
BRIDPORT	1	37	38
BRIGHTON	1	12	13
BRISTOL		22	22
BROOKFIELD	1	33	34

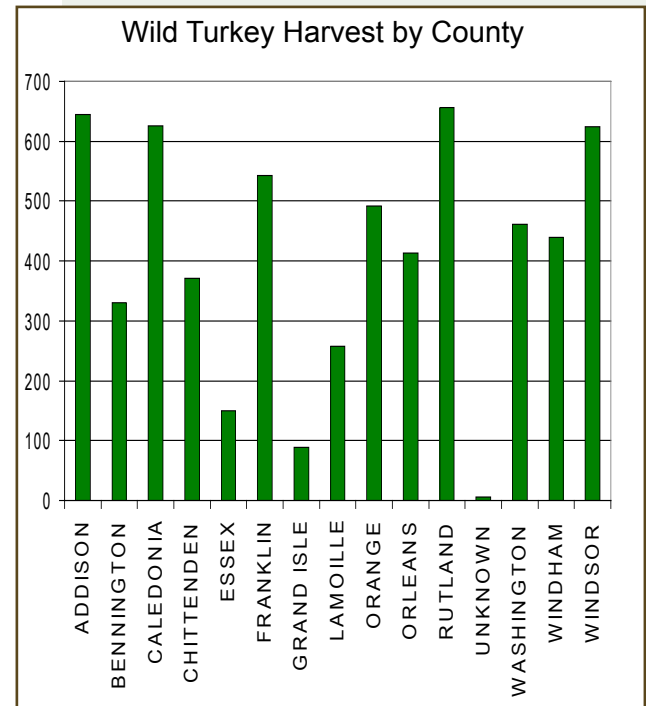
The 2009 harvest increased in 18 of Vermont's 24 Wildlife Management Units (WMUs), surpassing the record set in 2008. The northern WMU B reported the largest harvest with 640 birds, followed by J1 in central Vermont (421 birds) and D2 (381 birds) in the northeast.



2009 LEGAL SPRING TURKEY HARVEST BY TOWN AND RESIDENCY

Town of Kill	Non-Resident	Resident	Total
BROOKLINE	1	11	12
BROWNINGTON		6	6
BRUNSWICK	3	3	6
BURKE		27	27
CABOT	4	49	53
CALAIS		29	29
CAMBRIDGE	2	43	45
CANAAN	1	5	6
CASTLETON	1	26	27
CAVENDISH	4	17	21
CHARLESTON		23	23
CHARLOTTE		51	51
CHELSEA	3	47	50
CHESTER	3	46	49
CHITTENDEN		22	22
CLARENDON	2	31	33
COLCHESTER		29	29
CONCORD	8	18	26
CORINTH	1	7	8
CORNWALL		35	35
COVENTRY	3	16	19
CRAFTSBURY	1	42	43
DANBY	3	21	24
DANVILLE	10	61	71
DERBY	1	25	26
DORSET		31	31
DOVER	6	15	21
DUMMERSTON	1	39	40
DUXBURY		9	9
E HAVEN		3	3
E MONTPELIER		31	31
EDEN		18	18
ELMORE		16	16
ENOSBURG		44	44
ESSEX		20	20
FAIR HAVEN	1	2	3
FAIRFAX		64	64
FAIRFIELD		72	72
FAIRLEE	2	16	18
FAYSTON		11	11
FERDINAND		5	5
FERRISBURG		52	52
FLETCHER	1	25	26
FRANKLIN		21	21
GEORGIA		44	44
GLASTENBURY		4	4

As to county harvest, Rutland County led this year with the highest harvest numbers reported (656 birds) followed closely by Addison County (645), Caledonia County (626) and Windsor County (625).





John Hafner - NWTF.org


The 2009 harvest established our sixth consecutive, new spring turkey harvest record, along with the ninth spring record produced over the past twelve years. In 1998, the department's Wild Turkey Management Team initiated structural changes in the turkey hunting season to strongly emphasize high quality spring hunting over providing more fall hunting opportunities. The team believes this management strategy helped stimulate a three-fold population increase over subsequent years, resulting in this impressive string of record harvests. Examining longer-term harvest trends suggests that after a fairly dramatic population increase through the mid-to late-1990s and early 2000s, Vermont's turkey population may be stabilizing in the last few years near peak historic levels.

2009 LEGAL SPRING TURKEY HARVEST BY TOWN AND RESIDENCY

Town of Kill	Non-Resident	Resident	Total
GLOVER		19	19
GOSHEN		4	4
GRAFTON	9	9	18
GRANBY	2	3	5
GRAND ISLE	1	25	26
GRANVILLE	2	6	8
GREENSBORO		28	28
GROTON	3	28	31
GUILDHALL	17	8	25
GUILFORD	10	34	44
HALIFAX	4	11	15
HANCOCK	1	7	8
HARDWICK	1	62	63
HARTFORD	2	28	30
HARTLAND	6	32	38
HIGHGATE		65	65
HINESBURG		46	46
HOLLAND		22	22
HUBBARDTON	1	16	17
HUNTINGTON		28	28
HYDE PARK		30	30
IRA		11	11
IRASBURG	1	43	44
ISLE LA MOTTE		1	1
JAMAICA	2	17	19
JAY		8	8
JERICO		9	9
JOHNSON	1	22	23
KIRBY	4	31	35
LEICESTER		14	14
LEMINGTON	3	1	4
LINCOLN		14	14
LONDONDERRY		2	2
LOWELL	1	25	26
LUDLOW		11	11
LUNENBURG	10	13	23
LYNDON	3	47	50
MAIDSTONE	5	2	7
MANCHESTER	2	15	17
MARLBORO	2	11	13
MARSHFIELD		35	35
MENDON		5	5
MIDDLEBURY		46	46
MIDDLESEX		12	12
MIDDLETOWN SPRINGS	1	30	31
MILTON	2	71	73

2009 LEGAL SPRING TURKEY HARVEST BY TOWN AND RESIDENCY

Town of Kill	Non-Resident	Resident	Total
MONKTON	3	37	40
MONTGOMERY		17	17
MONTPELIER		4	4
MORETOWN		21	21
MORGAN		17	17
MORRISTOWN		39	39
MT HOLLY		16	16
MT TABOR		8	8
N HERO		10	10
NEW HAVEN		55	55
NEWARK		7	7
NEWBURY	15	61	76
NEWFANE		21	21
NEWPORT		41	41
NORTHFIELD		40	40
NORTON		11	11
NORWICH	6	14	20
ORANGE		20	20
ORWELL	3	53	56
PANTON		23	23
PAWLET	13	62	75
PEACHAM		39	39
PITTSFIELD		6	6
PITTSFORD	2	35	37
PLAINFIELD		39	39
PLYMOUTH		19	19
POMFRET	6	38	44
POULTNEY	1	42	43
POWNAL	5	47	52
PROCTOR		6	6
PUTNEY	1	15	16
RANDOLPH	3	39	42
READING	1	18	19
READSBORO	2	7	9
RICHFORD		31	31
RICHMOND		18	18
RIPTON		5	5
ROCHESTER	2	18	20
ROCKINGHAM	8	29	37
ROXBURY		13	13
ROYALTON	2	18	20
RUPERT	9	37	46
RUTLAND TOWN		23	23
RYEGATE	23	54	77
S HERO		23	23
SALISBURY		20	20



Joe Blake - NWTf.org

2009 LEGAL SPRING TURKEY HARVEST BY TOWN AND RESIDENCY

Town of Kill	Non-Resident	Resident	Total
SANDGATE	3	19	22
SHAFTSBURY	1	39	40
SHARON	3	29	32
SHEFFIELD		11	11
SHELBURNE	1	19	20
SHELDON		34	34
SHERBURNE		3	3
SHOREHAM	2	59	61
SHREWSBURY	1	20	21
SOMERSET		1	1
SPRINGFIELD	8	60	68
ST ALBANS		30	30
ST JOHNSBURY	3	34	37
STAMFORD	3	4	7
STANNARD		11	11
STARKSBORO	2	29	31
STOCKBRIDGE	1	17	18
STOWE	2	45	47
STRAFFORD	8	17	25
STRATTON		5	5
SUDBURY		21	21
SUNDERLAND	1	9	10
SUTTON		25	25
SWANTON	1	23	24
THETFORD	2	19	21
TINMOUTH		23	23
TOPSHAM		8	8
TOWNSHEND		31	31
TROY		34	34
TUNBRIDGE	7	35	42
UNDERHILL		17	17
UNKNOWN	2	4	6
VERGENNES		1	1
VERNON	2	21	23
VERSHIRE		9	9
VICTORY		4	4
W FAIRLEE	6	9	15
W HAVEN	5	32	37
W RUTLAND		17	17
W WINDSOR	3	20	23
WAITSFIELD		13	13
WALDEN	1	28	29
WALLINGFORD		38	38
WALTHAM		14	14
WARDSBORO		7	7
WARREN		10	10
WASHINGTON	1	26	27



NWTF.org

2009 LEGAL SPRING TURKEY HARVEST BY TOWN AND RESIDENCY

Town of Kill	Non-Resident	Resident	Total
WATERBURY		33	33
WATERFORD	7	32	39
WATERVILLE		5	5
WEATHERSFIELD	16	39	55
WELLS		17	17
WESTFIELD		11	11
WESTFORD		30	30
WESTMINSTER	4	18	22
WESTMORE	1	4	5
WESTON		1	1
WEYBRIDGE	1	16	17
WHEELOCK		8	8
WHITING	1	18	19
WHITINGHAM	6	20	26
WILLIAMSTOWN	2	53	55
WILLISTON		24	24
WILMINGTON	1	17	18
WINDHAM		11	11
WINDSOR	4	13	17
WINHALL	1	2	3
WOLCOTT		32	32
WOODBURY		10	10
WOODFORD		3	3
WOODSTOCK	6	20	26
WORCESTER	2	8	10
TOTAL	432	5675	6107



Larry Price - NWTF.org

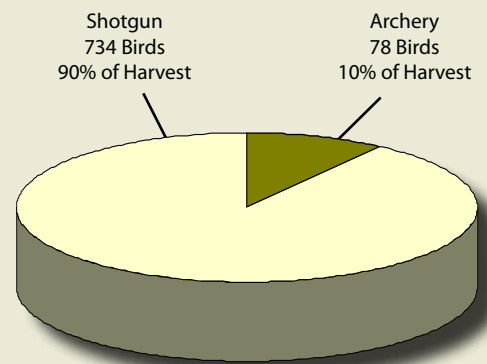
Fall Turkey Season

The 2009 fall season resulted in a harvest of 812 either-sex birds, up three percent from the fall 2008 harvest of 790 birds and just slightly more than the fall season harvest average of 741 birds for the previous three years. Less available fall hard mast crop in 2009 compared to the fall of 2008 may have been a factor resulting in the higher harvest. It is important to note, however, that fall harvests are typically poor indicators of Vermont's turkey population trend.

The 2009 fall archery-only season accounted for 78 of the harvested birds, with the balance of the birds (734) taken in the shotgun season. Fall birds were taken in 137 Vermont towns, six more than in 2008 reflecting the gradual expansion of the turkey population in the state.

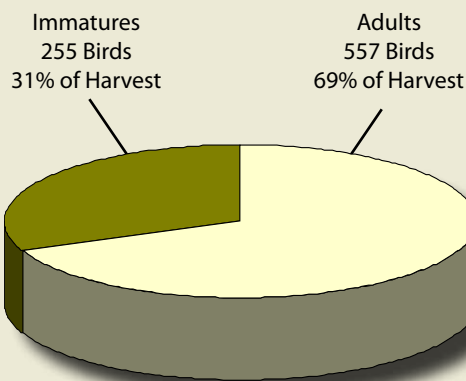
FALL TURKEY HARVEST METHOD OF HARVEST

812 TURKEYS HARVESTED

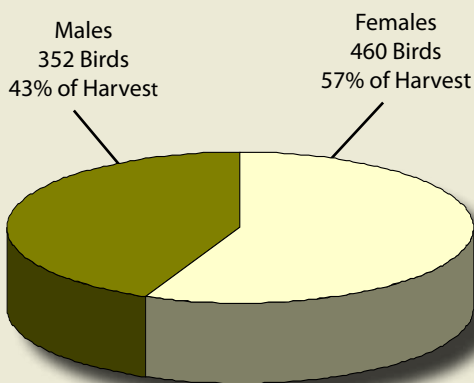


We have learned to view the accuracy of our fall sex and age reported data with caution and some skepticism since many of our reporting agents (and hunters) have a difficult time discerning the sex and age of fall harvested birds (particularly immature birds). Final tallies indicate immature birds comprised 31 percent of the harvest, while the female cohort accounted for 57 percent of the total harvest. Of this female component, 73 percent were adult birds and 27 percent immature. The immature to adult female ratio was 1: 1.3.

AGE DISTRIBUTION OF HARVEST



SEX DISTRIBUTION OF HARVEST



2009 LEGAL FALL TURKEY HARVEST BY TOWN AND METHOD

Town of Kill	Bow	Shotgun	Total
ADDISON		11	11
BARNARD		2	2
BARNET		21	21
BARRE	1	8	9
BENNINGTON	2	5	7
BENSON		8	8
BERLIN	2	4	6
BETHEL	1	2	3
BOLTON		1	1
BRADFORD	1	7	8
BRAINTREE	1	10	11
BRANDON		8	8
BRIDGEWATER		1	1
BRIDPORT		7	7
BRISTOL		4	4
BROOKFIELD		6	6
BROOKLINE	1		1
CABOT	1	21	22
CALAIS	1		1
CAMBRIDGE	2	15	17
CASTLETON		5	5
CAVENDISH		3	3
CHARLOTTE	1	6	7
CHELSEA	1	18	19
CHESTER		2	2
CHITTENDEN	1	1	2
CLARENDON		5	5
CORINTH	2	9	11
CORNWALL		5	5
DANBY		2	2
DANVILLE		2	2
DORSET		5	5
DOVER		2	2
DUXBURY	1	4	5
E MONTPELIER	1	1	2
FAIR HAVEN		1	1
FAIRLEE		3	3
FAYSTON		1	1
FERRISBURG	1	8	9
GRAFTON	1	2	3
GROTON	1	10	11
GUILFORD		1	1
HALIFAX		5	5
HARDWICK	1		1
HARTFORD	3	11	14
HARTLAND	1	2	3
HINESBURG	2	8	10

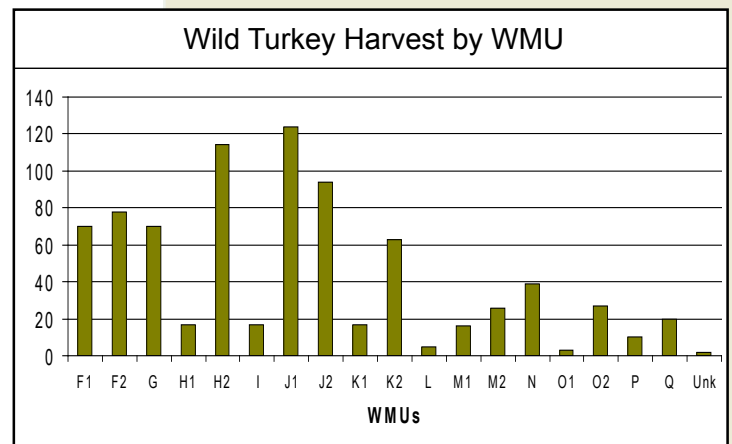
2009 LEGAL FALL TURKEY HARVEST BY TOWN AND METHOD

Town of Kill	Bow	Shotgun	Total
HUBBARDTON		1	1
HUNTINGTON		1	1
IRA		1	1
JERICO	1		1
JOHNSON		5	5
LEICESTER		3	3
LUDLOW		2	2
MIDDLEBURY	2	6	8
MIDDLETOWN SPRINGS		4	4
MONKTON		9	9
MORETOWN		6	6
MORRISTOWN		11	11
MT HOLLY		2	2
NEW HAVEN		13	13
NEWBURY		14	14
NEWFANE		1	1
NORTHFIELD		7	7
NORWICH	2	3	5
ORANGE		3	3
ORWELL		4	4
PANTON		4	4
PAWLET	2	9	11
PEACHAM		16	16
PITTSFIELD		1	1
PITTSFORD		10	10
PLAINFIELD	4		4
PLYMOUTH		3	3
POMFRET	1	3	4
POULTNEY	1	3	4
POWNAL		1	1
PROCTOR		2	2
PUTNEY		1	1
RANDOLPH	2	17	19
READSBORO	1	3	4
RICHMOND	1	4	5
ROCHESTER		5	5
ROCKINGHAM		3	3
ROXBURY	1	3	4
RUPERT		12	12
RUTLAND TOWN	1	8	9
RYEGATE		26	26
SALISBURY	1	6	7
SANDGATE		1	1
SHAFTSBURY		6	6
SHARON	1		1
SHELBURNE	2	7	9
SHERBURNE		1	1



John Ford - NWTf.org

Wildlife Management Unit J1 reported the highest number of fall birds with 124 taken, followed by WMU H2 with 114 birds and J2 reporting 94.



Anticipated Changes to the Fall Season

The Big Game Team reviewed the comprehensive list of strategies outlined in the recently released Big Game Plan (2010 – 2020) and identified the key strategies warranting near-term attention in order to implement the plan.

The team further evaluated the strategies and categorized each as high, medium, and low priority. The priority activities will be acted on first and some may be incorporated as season changes as soon as fall 2010. Below is a list of the highest priority strategies:

- Consider reducing the current guideline for the threshold as to when fall gun hunting opportunities could be initiated in a new WMU, from the three-year average spring harvest density of one bird per square mile, to an average harvest density of .75 bird per square mile.
- Lengthen the current fall seven-day shotgun season to a nine-day season.
- Expand the fall shotgun season to include WMUs H1, D1, D2, and B with a nine-day shotgun season.
- Expand the fall archery turkey season, coinciding with the opening of the deer archery season, to allow archery hunting statewide.
- Investigate establishing a new separate “Fall Gun Season Only” tag.

2009 LEGAL FALL TURKEY HARVEST BY TOWN AND METHOD

Town of Kill	Bow	Shotgun	Total
SHOREHAM		11	11
SHREWSBURY		3	3
SPRINGFIELD	1	9	10
ST GEORGE	1		1
ST JOHNSBURY		1	1
STAMFORD	1		1
STARSBORO	1	12	13
STOCKBRIDGE		1	1
STOWE	3	10	13
STRAFFORD	1	4	5
SUDBURY		4	4
THETFORD		4	4
TINMOUTH		2	2
TOPSHAM		9	9
TUNBRIDGE	1	13	14
UNDERHILL		2	2
UNKNOWN		3	3
VERGENNES		4	4
VERNON	1		1
VERSHIRE		4	4
W FAIRLEE		2	2
W HAVEN		6	6
W RUTLAND	1	8	9
W WINDSOR	1	3	4
WAITSFIELD	1	10	11
WALDEN		1	1
WALLINGFORD		2	2
WALTHAM		1	1
WARDSBORO		1	1
WARREN		6	6
WASHINGTON		2	2
WATERBURY	2	3	5
WATERFORD	2	18	20
WEATHERSFIELD	1	7	8
WELLS	1	4	5
WESTMINSTER		1	1
WEYBRIDGE		3	3
WHITING		3	3
WHITINGHAM		1	1
WILLIAMSTOWN	2	22	24
WILLISTON	1	2	3
WILMINGTON	2	10	12
WINDSOR		3	3
WINHALL		1	1
WOODSTOCK	1	4	5
TOTAL	78	734	812