



2022 VERMONT WILD TURKEY HARVEST REPORT



FISH & WILDLIFE DEPARTMENT

(802) 828-1000 / www.vtfishandwildlife.com



2022 VERMONT WILD TURKEY HARVEST REPORT

Most of the programs described in this report are funded through the **Federal Aid in Wildlife Restoration Program**. This program was initiated in 1937 as the Federal Aid in Wildlife Act and created a system whereby taxes are paid on firearms, ammunition, and archery equipment by the public who hunts. Today this excise tax generates more than one hundred million dollars each year that are dedicated to state wildlife restoration and management projects across the United States. The State of Vermont uses these monies for acquiring land, and for restoring and managing wildlife. These excise tax dollars, coupled with state hunting license fees, have been the predominant source of money funding the successful restoration and management of Vermont's wildlife resources.

Contents

2022 Harvest Overview	3
Season Results	4
Youth Season (April 23-24, 2022)	5
Novice Season (April 23-24, 2022).....	5
Spring Season (May 1-31, 2022)	5
Fall Season (Variably by WMU, October 22-30, 2022 or October 22-November 6, 2022).....	6
Fall Archery Season (October 1-21, 2022).....	6
Harvest Distribution.....	7
2022 Turkey Harvest by Town and County	8



The MISSION of the Vermont Fish & Wildlife Department is the conservation of fish, wildlife, and plants and their habitats for the people of Vermont.

Vermont Fish & Wildlife Department

Agency of Natural Resources

1 National Life Drive, Davis 2

Montpelier, Vermont 05620-3702

(802) 828-1000 / www.vtfishandwildlife.com

2022 Wild Turkey Harvest Report

2022 Harvest Overview

Hunters harvested a combined total of 7,157 wild turkeys during the Vermont turkey hunting seasons in 2022, providing hunters with more than 160,000 servings of locally sourced, nutritious protein. The 2022 harvest was among the highest ever recorded – second only to 2018 when a total of 7,183 turkeys were taken – and was 11% higher than the previous 10-year average of 6,446.

Hunting conditions were variable during the 2022 turkey hunting seasons but were generally favorable for hunters. Temperatures and precipitation were within seasonal norms during most of May when the majority of turkeys are harvested each year (78%, 2013-2022). The combination of an early spring green up and an abundance of residual hard mast (i.e., acorns and beechnuts) on the forest floor from the previous fall (i.e., 2021) helped hunters to reliably predict where they might find turkey activity. Although statewide surveys indicated that both soft and hard mast production was fair to poor in most parts of the state in 2022, the favorable brood rearing conditions experienced during the late spring and early summer months yielded a healthy flush of poults into the fall population and the relatively mild winter weather experienced since has further safeguarded the health and abundance of Vermont’s turkey flock in 2023.

Vermont’s wild turkey population was estimated to be more than 45,000 birds in the fall of 2022. Examination of long-term trends of harvest and

hunter effort suggests that Vermont’s turkey population stabilized in the early 2000s following a dramatic population increase throughout the 1990s (**Figures 1 and 2**). The Vermont Fish & Wildlife Department continues to monitor the turkey population using hunter-sourced data and brood production indices as further detailed below. Details on the department’s turkey management strategies, and information on the status and health of Vermont’s turkey population can be found in the department’s [2020-2030 Big Game Plan](#).

Figure 1. Total turkeys harvested per year, 1993-2022.

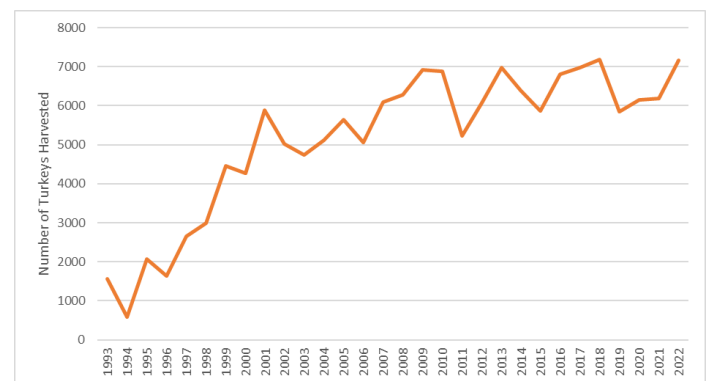
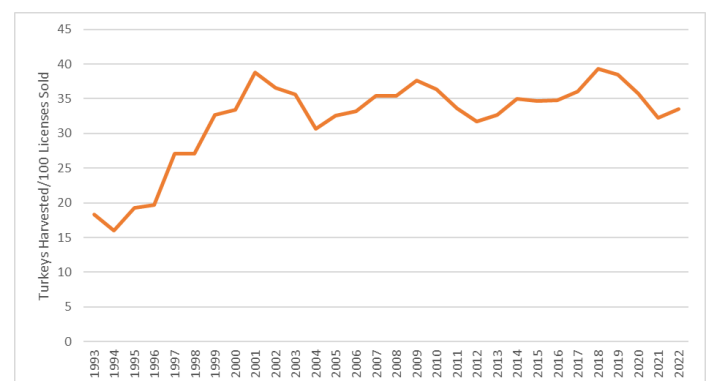


Figure 2. Turkeys harvested per 100 licenses sold, 1993-2022 (rolling three-year average).



Season Results

Adult male turkeys (i.e., two year old and older male turkeys otherwise referred to as “toms”) comprised 67% of the total annual harvest with 24% immature males (i.e., one year old male turkeys otherwise referred to as “jakes”), and 8% females, or “hens”, of various ages making up the remainder (**Figure 3**). Consistent with previous years, approximately 1% (48) of the hens harvested were reported to have beards. The regular spring season accounted for 78% of the total turkey harvest, while 9% were harvested during the regular fall season, 4% during the fall archery-only season, 9% during the youth season, and less than 1% during the novice season (**Figure 4, Table 1**).



Figure 3. Age and sex distribution of the total turkey harvest in 2022.

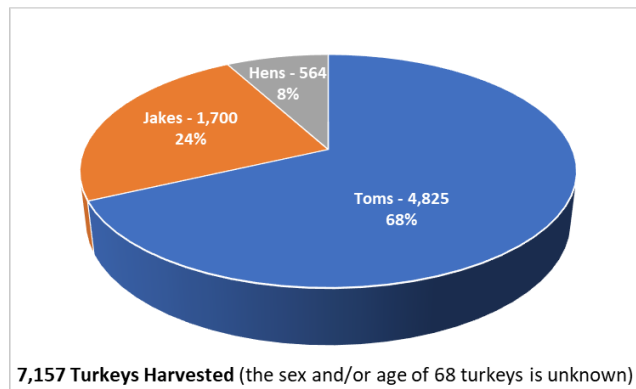


Figure 4. Distribution of the 2022 turkey harvest by season.

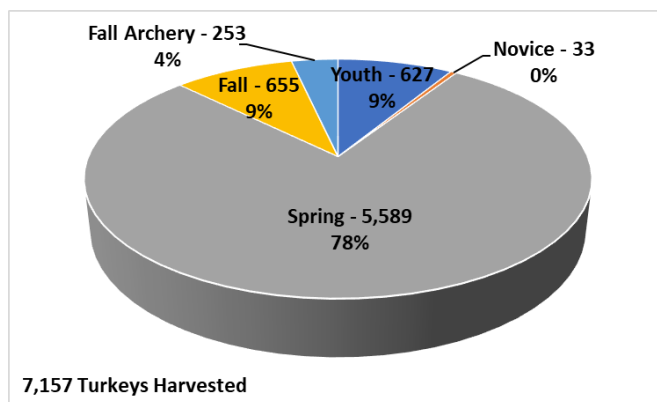


Table 1. Turkey harvest per year per season, 2012-2022.

Year	Youth	Novice*	Spring	Fall Shotgun	Fall Archery	Total Harvest
2012	615		4,102	1,238	127	6,082
2013	783		5,582	535	74	6,974
2014	569		4,592	1,074	158	6,393
2015	511		4,462	767	119	5,859
2016	670		4,867	1,085	188	6,810
2017	748		5,854	289	78	6,969
2018	525		5,354	1,098	207	7,184
2019	579		4,918	277	78	5,852
2020	627		4,795	568	151	6,141
2021	708	35	5,024	296	130	6,193
2022	627	33	5,589	655	253	7,157
Previous 10-year Average	634	35	4,955	723	131	6,446

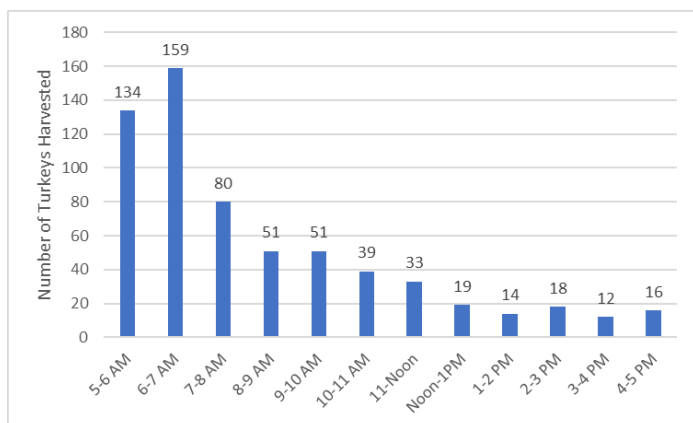
*New season in 2021.

Youth Season (April 23-24, 2022)

In 2022, a total of 1,921 youth season tags were issued to prospective youth hunters which was down from the previous year (2,180) and 14.5% less than the previous ten-year average of 2,246. During the 2-day youth season, youth hunters harvested 627 bearded turkeys (**Table 1**) which was 1.0% less than the previous 10-year average youth season harvest of 634 birds. Youth hunters continued to enjoy a remarkably high success rate with 32.6% harvesting birds.

Beginning in 2017, legal shooting hours for the youth season were expanded from half day (i.e., one-half hour before sunrise to noon) to full day (i.e., one-half hour before sunrise to 5:00 p.m.). In line with previous years, 12.6% (79) of the total 2022 youth turkey season harvest was taken during the expanded hours (i.e., noon through 5:00 p.m.). Turkeys were harvested with relative consistency throughout the expanded hours of the youth season ranging from 12 to 19 birds taken per hour (**Figure 5**).

Figure 5. Turkeys harvested per hour during the 2022 Youth season.



Novice Season (April 23-24, 2022)

Beginning in 2021, novice hunters (i.e., people who are 16 or older and who purchased their first hunting license within the previous 12 months) were afforded the opportunity to pursue turkeys during a two-day season running concurrent with, and following similar rules to, the youth season. In its second year, a total of 157 tags were issued to prospective novice hunters resulting in the harvest of 33 turkeys (**Table 1**). Although less novice hunters took advantage of this new season in 2022 (i.e., down from 225 in 2021), the success rate (21.0%) for these hunters was notably higher than in its inaugural year (15.6%).

Spring Season (May 1-31, 2022)

Hunters harvested a total of 5,589 turkeys during the spring season (**Table 1**). Hunter success rates for the regular spring season remained high in 2022 with 24.3% of licensed hunters taking at least one bird. As in most years, an impressive 37.1% of successful hunters also harvested a second bearded bird to fill the 2-bird regular spring season bag limit. Toms (i.e., two year old and older males) comprised 74.6% of the 2022 spring harvest which was 10.5% higher than the previous year and 9.7% higher than the previous 10-year average of 68.0% (2012-2021). The 2022 spring season also included 34 bearded hens in the tally. As expected, the majority (5,511) of turkeys were harvested using shotguns. The remainder of the turkeys were taken via the use of crossbows (32), vertical bows (15), and muzzleloading shotguns (31).

Fall Season (Variably by WMU, October 22-30, 2022 or October 22-November 6, 2022)

Hunters reported a total of 655 turkeys during the fall season. Although this was 121.3% more than was taken the previous year (296), it was 9.4% less than the previous 10-year average of 723 (Table 1). As results of the 2022 fall season continue to demonstrate, fall turkey harvests vary widely from year to year in response to several factors including, most notably, the brood rearing conditions experienced earlier in the year, hunting conditions throughout the season, and annual mast production. Despite this variability, the sex and age class distribution of the fall season remained remarkably close to previous years with immature birds comprising 33% of the harvest and adult females accounting for 38% (Figure 6). Within the region of the state having a 9-day fall hunting season (i.e., WMUs B, D1, D2, G, H, I, J1, J2, L, M, O, P, and Q), 0.10 turkeys were harvested per square mile of forested habitat whereas 0.11 turkeys per square mile of habitat were harvested within the region of the state having a 16-day shotgun season (i.e., F1, F2, K, and N). Of the 368 successful fall hunters who reported their turkeys online, 98.4% said they were targeting turkeys.

Fall Archery Season (October 1-21, 2022)

Archery hunters harvested a total of 253 birds during the 21-day fall archery season. This was 94.6% more than the previous year (130) and 93.1% higher than the previous 10-year average harvest of 131 birds. The harvest during this

season was comprised of 37% toms, 37% adult hens, and 26% immature birds of either sex (Figure 7). Of the 175 successful fall archery hunters who reported their turkeys online, 62.3% said they were targeting turkeys while the remaining 37.7% said they were targeting deer.

Figure 6. Age and sex distribution of the 2022 fall season.

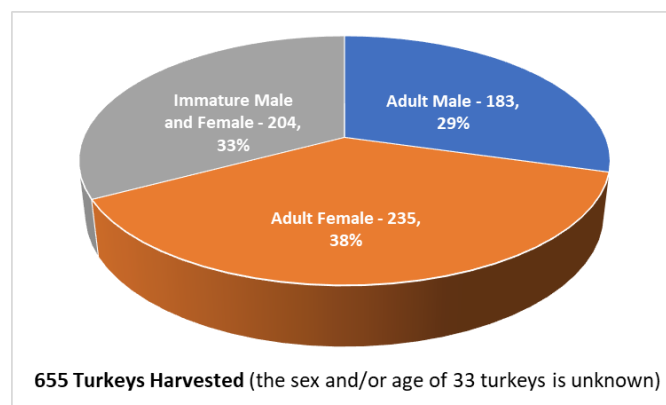
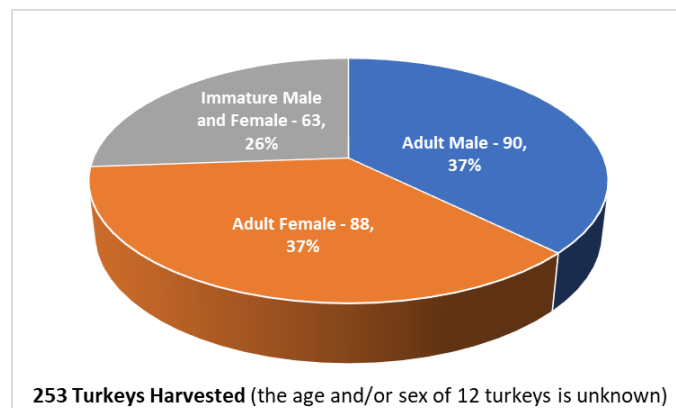


Figure 7. Age and sex distribution of the 2022 fall archery harvest.



Harvest Distribution

Although widespread and abundant throughout the state, wild turkeys are not evenly distributed across the landscape and, accordingly, neither was the 2022 turkey harvest. Wildlife

Management Units B, J2, and O continued to record the highest total harvests with 797, 725, and 664 turkeys taken, respectively (**Table 2**). Similarly, Wildlife Management Units A, F1, and F2 continued to record the highest harvest density with 2.22, 2.99, and 1.93 spring toms harvested per square mile of forest habitat,

respectively. Collectively, these areas (i.e., the Lake Champlain and Connecticut River Valleys) are known to harbor productive soils and a rich mix of habitat types including farmland and forestland, and generally experience the easiest winters – conditions which favor turkeys and allow them to maintain higher densities.

Turkeys were harvested in 242 of Vermont’s 251 towns (**Table 3**) during the spring season with an average of 29.6 turkeys harvested per town and no more than 78 turkeys taken from any one town.

Table 2. 2022 Season Harvest by Wildlife Management Unit

WMU	Youth	Novice	Spring	Fall Archery	Fall Shotgun	Total Harvest	Spring Harvest Per Mi ² of Habitat*
A	6	1	64	3	1	75	2.22
B	102	8	618	25	44	797	1.79
C	23	1	160	11	0	195	0.53
D1	70	5	435	15	71	596	1.14
D2	34	2	241	7	39	323	0.80
E1	5	0	57	0	4	66	0.20
E2	5	0	73	1	0	79	0.24
F1	29	0	279	6	12	326	2.99
F2	36	1	260	10	20	327	1.93
G	10	0	137	10	22	179	0.41
H	29	3	315	17	53	417	0.75
I	8	0	106	6	15	135	0.28
J1	35	1	351	24	76	487	0.84
J2	71	2	541	32	79	725	0.97
K	47	2	387	14	43	493	1.23
L	11	0	139	9	26	185	0.44
M	24	2	256	7	33	322	0.67
N	31	4	299	11	24	369	1.22
O	33	1	539	31	60	664	1.21
P	9	0	161	6	13	189	0.39
Q	9	0	171	8	20	208	0.83
TOTAL	627	33	5,589	253	655	7,157	

*Calculation based on total of youth and regular spring harvest

Table 3. 2022 Turkey Harvest by Town and County

County	Town	Youth	Novice	Spring	Fall Archery	Fall Shotgun	Total Town Harvest
ADDISON	ADDISON	4	0	53	1	3	61
	BRIDPORT	3	0	26	1	1	31
	BRISTOL	1	0	29	1	6	37
	CORNWALL	7	0	25	1	1	34
	FERRISBURGH	4	0	36	1	0	41
	GOSHEN	0	0	7	0	0	7
	GRANVILLE	1	0	7	0	0	8
	HANCOCK	0	0	9	0	2	11
	LEICESTER	1	0	12	0	1	14
	LINCOLN	0	0	18	3	4	25
	MIDDLEBURY	3	0	21	2	0	26
	MONKTON	6	0	37	0	1	44
	NEW HAVEN	7	1	44	0	2	54
	ORWELL	7	0	37	3	1	48
	PANTON	0	0	14	0	1	15
	RIPTON	0	0	4	0	0	4
	SALISBURY	3	0	15	1	2	21
	SHOREHAM	4	0	42	0	2	48
	STARKEBORO	4	0	42	2	6	54
	VERGENNES	0	0	2	0	0	2
	WALTHAM	2	0	3	0	0	5
	WEYBRIDGE	2	0	11	0	2	15
	WHITING	0	0	8	1	1	10
	TOTAL	59	1	502	17	36	615
BENNINGTON	ARLINGTON	2	0	29	1	3	35
	BENNINGTON	5	0	48	2	2	57
	DORSET	1	0	38	2	3	44
	GLASTENBURY	0	0	3	0	0	3
	LANDGROVE	0	0	2	0	0	2
	MANCHESTER	0	1	23	0	2	26
	PERU	0	0	9	0	3	12
	POWNA	7	0	59	1	3	70
	READSBORO	0	0	11	1	1	13
	RUPERT	5	0	47	0	4	56
	SANDGATE	3	0	21	3	4	31
	SEARSBURG	0	0	0	0	1	1
	SHAFTSBURY	5	3	51	3	2	64
	STAMFORD	0	0	11	0	0	11
	SUNDERLAND	1	0	9	2	0	12
	WINHALL	0	0	3	0	1	4
	WOODFORD	0	0	6	0	0	6
		TOTAL	29	4	370	15	29
CALEDONIA	BARNET	4	0	37	3	7	51
	BURKE	2	0	24	1	0	27
	DANVILLE	7	0	50	1	10	68
	GROTON	7	0	28	3	6	44
	HARDWICK	4	1	36	1	6	48
	KIRBY	3	0	20	2	4	29

Table 3. 2022 Turkey Harvest by Town and County

County	Town	Youth	Novice	Spring	Fall Archery	Fall Shotgun	Total Town Harvest
CALEDONIA <i>(cont.)</i>	LYNDON	3	0	44	1	10	58
	NEWARK	3	0	13	0	0	16
	PEACHAM	5	0	24	1	0	30
	RYEGATE	8	0	44	0	9	61
	ST. JOHNSBURY	5	0	23	2	2	32
	SHEFFIELD	3	1	13	0	2	19
	STANNARD	0	0	3	0	1	4
	SUTTON	4	1	18	1	4	28
	WALDEN	4	0	23	0	5	32
	WATERFORD	5	1	48	0	11	65
	WHEELOCK	1	0	12	0	1	14
	TOTAL		68	4	460	16	78
CHITTENDEN	BOLTON	0	0	8	0	1	9
	BUELS GORE	0	0	0	0	0	0
	BURLINGTON	0	0	0	0	0	0
	CHARLOTTE	2	0	31	1	0	34
	COLCHESTER	2	0	31	3	1	37
	ESSEX	1	0	18	1	1	21
	HINESBURG	3	0	26	1	0	30
	HUNTINGTON	2	0	13	1	3	19
	JERICO	3	1	8	0	1	13
	MILTON	13	0	46	5	9	73
	RICHMOND	0	0	23	1	4	28
	SHELBURNE	3	0	24	1	2	30
	SOUTH BURLINGTON	0	0	0	0	0	0
	ST. GEORGE	1	0	10	0	1	12
	UNDERHILL	0	0	10	0	6	16
	WESTFORD	2	1	22	1	4	30
	WILLISTON	2	0	18	1	2	23
WINOOSKI	0	0	0	0	0	0	
TOTAL		34	2	288	16	35	375
ESSEX	AVERILL	0	0	0	0	0	0
	AVERYS GORE	0	0	0	0	0	0
	BLOOMFIELD	1	0	15	0	1	17
	BRIGHTON	2	0	13	1	0	16
	BRUNSWICK	0	0	2	0	0	2
	CANAAN	1	0	17	0	0	18
	CONCORD	1	0	13	0	1	15
	EAST HAVEN	0	0	2	0	0	2
	FERDINAND	0	0	2	0	0	2
	GRANBY	1	0	8	0	0	9
	GUILDHALL	1	0	8	0	0	9
	LEMINGTON	0	0	5	0	2	7
	LEWIS	0	0	0	0	0	0
	LUNENBURG	2	0	26	0	3	31
	MAIDSTONE	0	0	9	0	0	9
	NORTON	2	0	9	0	0	11
	VICTORY	1	0	9	0	0	10

Table 3. 2022 Turkey Harvest by Town and County

County	Town	Youth	Novice	Spring	Fall Archery	Fall Shotgun	Total Town Harvest
ESSEX <i>(cont.)</i>	WARRENS GORE	0	0	0	0	0	0
	TOTAL	12	0	138	1	7	158
FRANKLIN	BAKERSFIELD	4	0	17	0	1	22
	BERKSHIRE	11	0	43	2	1	57
	ENOSBURG	6	1	51	3	3	64
	FAIRFAX	15	0	47	0	3	65
	FAIRFIELD	12	1	59	1	0	73
	FLETCHER	1	0	25	0	5	31
	FRANKLIN	10	1	44	1	1	57
	GEORGIA	2	2	50	2	2	58
	HIGHGATE	5	0	65	5	3	78
	MONTGOMERY	2	0	22	1	0	25
	RICHFORD	4	0	27	1	0	32
	SHELDON	12	0	40	0	1	53
	ST. ALBANS	2	0	32	0	0	34
	SWANTON	4	1	38	1	0	44
	TOTAL	90	6	560	17	20	693
GRAND ISLE	ALBURGH	1	0	20	1	0	22
	GRAND ISLE	3	0	23	0	1	27
	ISLE LA MOTTE	1	1	3	0	0	5
	NORTH HERO	0	0	4	0	0	4
	SOUTH HERO	1	0	14	2	0	17
TOTAL	6	1	64	3	1	75	
LAMOILLE	BELVIDERE	0	0	2	0	0	2
	CAMBRIDGE	3	1	36	1	4	45
	EDEN	2	0	11	0	1	14
	ELMORE	0	0	12	1	5	18
	HYDE PARK	7	0	23	1	4	35
	JOHNSON	2	0	26	3	3	34
	MORRISTOWN	6	0	27	1	3	37
	STOWE	0	0	21	3	2	26
	WATERVILLE	4	0	7	1	0	12
	WOLCOTT	4	0	15	1	3	23
	TOTAL	28	1	180	12	25	246
ORANGE	BRADFORD	8	0	27	5	7	47
	BRAINTREE	0	1	24	2	1	28
	BROOKFIELD	3	0	35	3	17	58
	CHELSEA	6	0	43	1	4	54
	CORINTH	5	0	29	4	6	44
	FAIRLEE	4	0	15	3	1	23
	NEWBURY	5	0	48	0	8	61
	ORANGE	2	0	19	2	1	24
	RANDOLPH	11	0	45	0	8	64
	STRAFFORD	1	0	23	3	3	30
	THETFORD	1	0	27	0	4	32
	TOPSHAM	3	0	37	3	1	44
	TUNBRIDGE	9	0	33	3	9	54
	VERSHIRE	1	0	14	1	0	16

Table 3. 2022 Turkey Harvest by Town and County

County	Town	Youth	Novice	Spring	Fall Archery	Fall Shotgun	Total Town Harvest
ORANGE (cont.)	WASHINGTON	1	1	9	1	2	14
	WEST FAIRLEE	1	0	6	0	0	7
	WILLIAMSTOWN	5	0	46	2	8	61
	TOTAL	66	2	480	33	80	661
ORLEANS	ALBANY	2	1	26	0	5	34
	BARTON	3	0	25	0	7	35
	BROWNINGTON	6	0	26	0	2	34
	CHARLESTON	5	0	29	3	11	48
	COVENTRY	2	0	37	1	2	42
	CRAFTSBURY	4	2	31	1	5	43
	DERBY	8	1	46	0	4	59
	GLOVER	2	0	17	0	1	20
	GREENSBORO	2	0	21	0	3	26
	HOLLAND	5	0	24	0	2	31
	IRASBURG	3	0	33	1	4	41
	JAY	0	0	8	1	0	9
	LOWELL	2	0	13	0	2	17
	MORGAN	0	0	6	1	1	8
	NEWPORT	7	0	36	1	4	48
	TROY	7	0	31	4	7	49
	WESTFIELD	4	0	12	2	4	22
	WESTMORE	0	0	9	1	0	10
	TOTAL	62	4	430	16	64	576
	RUTLAND	BENSON	5	0	32	0	3
BRANDON		2	0	26	0	2	30
CASTLETON		1	0	30	0	3	34
CHITTENDEN		2	0	12	1	0	15
CLARENDON		2	0	30	1	3	36
DANBY		5	0	30	0	6	41
FAIR HAVEN		1	0	10	0	1	12
HUBBARDTON		2	0	11	0	0	13
IRA		0	0	9	2	0	11
KILLINGTON		0	0	9	1	0	10
MENDON		0	0	4	0	1	5
MIDDLETOWN SPRINGS		2	0	25	2	5	34
MOUNT HOLLY		2	0	27	1	4	34
MOUNT TABOR		1	0	3	1	0	5
PAWLET		10	0	57	0	8	75
PITTSFIELD		1	0	3	0	0	4
PITTSFORD		3	0	38	0	6	47
POULTNEY		9	0	39	2	3	53
PROCTOR		0	0	4	2	0	6
RUTLAND		3	0	16	2	4	25
SHREWSBURY		4	0	14	3	8	29
SUDBURY		3	1	12	0	0	16
TINMOUTH		4	0	21	0	6	31
WALLINGFORD		1	0	25	2	3	31
WELLS		1	0	18	1	3	23

Table 3. 2022 Turkey Harvest by Town and County

County	Town	Youth	Novice	Spring	Fall Archery	Fall Shotgun	Total Town Harvest
RUTLAND <i>(cont.)</i>	WEST HAVEN	0	1	28	2	0	31
	WEST RUTLAND	1	0	16	0	1	18
	TOTAL	65	2	549	23	70	709
WASHINGTON	BARRE	1	0	50	4	3	58
	BERLIN	2	0	23	0	4	29
	CABOT	5	0	37	2	11	55
	CALAIS	0	0	24	1	5	30
	DUXBURY	0	0	10	0	0	10
	EAST MONTPELIER	6	1	57	2	10	76
	FAYSTON	0	0	3	3	0	6
	MARSHFIELD	3	0	25	0	4	32
	MIDDLESEX	0	0	7	2	2	11
	MONTPELIER	2	0	3	0	0	5
	MORETOWN	0	0	20	2	5	27
	NORTHFIELD	2	0	16	1	7	26
	PLAINFIELD	2	2	27	0	3	34
	ROXBURY	0	0	15	3	4	22
	WAITSFIELD	0	0	9	3	2	14
	WARREN	0	0	5	0	0	5
	WATERBURY	0	0	17	2	1	20
	WOODBURY	1	0	6	0	1	8
	WORCESTER	0	0	6	1	1	8
	TOTAL	24	3	360	26	63	476
	WINDHAM	ATHENS	1	0	6	0	5
BRATTLEBORO		2	0	19	2	5	28
BROOKLINE		0	1	22	0	0	23
DOVER		1	0	28	0	5	34
DUMMERSTON		3	0	44	2	0	49
GRAFTON		6	0	22	0	1	29
GUILFORD		2	0	55	1	1	59
HALIFAX		3	0	17	1	4	25
JAMAICA		2	0	16	3	1	22
LONDONDERRY		3	0	25	1	6	35
MARLBORO		1	0	18	1	2	22
NEWFANE		0	0	24	0	0	24
PUTNEY		0	0	25	3	1	29
ROCKINGHAM		3	0	50	3	3	59
SOMERSET		0	0	3	0	1	4
STRATTON		0	0	17	0	2	19
TOWNSHEND		0	1	32	1	3	37
VERNON		2	0	22	1	1	26
WARDSBORO		0	0	15	0	2	17
WESTMINSTER		1	0	30	1	2	34
WHITINGHAM		2	0	28	0	3	33
WILMINGTON		1	0	25	2	3	31
WINDHAM		3	0	17	0	2	22
TOTAL	36	2	560	22	53	673	

Table 3. 2022 Turkey Harvest by Town and County

County	Town	Youth	Novice	Spring	Fall Archery	Fall Shotgun	Total Town Harvest	
WINDSOR	ANDOVER	1	0	15	1	7	24	
	BALTIMORE	0	0	3	2	0	5	
	BARNARD	1	0	11	0	2	14	
	BETHEL	3	0	24	3	6	36	
	BRIDGEWATER	2	0	21	1	2	26	
	CAVENDISH	2	0	38	2	5	47	
	CHESTER	3	0	52	1	11	67	
	HARTFORD	0	0	34	5	5	44	
	HARTLAND	2	0	57	4	6	69	
	LUDLOW	2	1	20	0	2	25	
	NORWICH	1	0	26	3	2	32	
	PLYMOUTH	0	0	12	1	0	13	
	POMFRET	1	0	22	1	5	29	
	READING	2	0	23	1	0	26	
	ROCHESTER	1	0	18	0	3	22	
	ROYALTON	2	0	29	0	5	36	
	SHARON	2	0	22	0	1	25	
	SPRINGFIELD	5	0	56	4	9	74	
	STOCKBRIDGE	3	0	25	0	4	32	
	WEATHERSFIELD	4	0	56	2	9	71	
	WEST WINDSOR	1	0	21	2	4	28	
	WESTON	2	0	14	1	1	18	
	WINDSOR	6	0	18	1	1	26	
	WOODSTOCK	2	0	31	1	4	38	
	TOTAL		48	1	648	36	94	827
	STATE	TOTAL	627	33	5,589	253	655	7,157

