

TABLE OF CONTENTS

Introduction and Methodology.....	1
Support for or Opposition to Various Funding Mechanisms for the Vermont Fish and Wildlife Department.....	9
Support for or Opposition to Wildlife Habitat Management Efforts of the Vermont Fish and Wildlife Department.....	33
Opinions on Management of Various Wildlife Populations.....	64
Human-Wildlife Conflicts.....	136
Chronic Wasting Disease.....	188
Participation in Hunting, Including Species Hunted and Location.....	195
Satisfaction with Hunting.....	247
Opinions on Hunting Regulations.....	274
Additional Crosstabulations to Examine Current Versus Lapsed Hunters.....	305
Demographic Data.....	310
Additional Comments.....	331
Appendix: Nonparametric Analysis Tabulations.....	337
About Responsive Management.....	369

INTRODUCTION AND METHODOLOGY

This study was conducted for the Vermont Fish and Wildlife Department (VFWD or “the Department”) to determine public opinion on wildlife species management, on funding for the Department, and on hunting regulations. The study entailed a telephone survey of Vermont residents 18 years of age and older. Specific aspects of the research methodology are discussed below.

For the survey, telephones were selected as the preferred sampling medium because of the universality of telephone ownership. In addition, a central polling site at the Responsive Management office allowed for rigorous quality control over the interviews and data collection. Responsive Management maintains its own in-house telephone interviewing facilities. These facilities are staffed by interviewers with experience conducting computer-assisted telephone interviews on the subjects of natural resources and outdoor recreation. The telephone survey questionnaire was developed cooperatively by Responsive Management and the Department. Responsive Management conducted a pre-test of the questionnaire, and revisions were made to the questionnaire based on the pre-test.

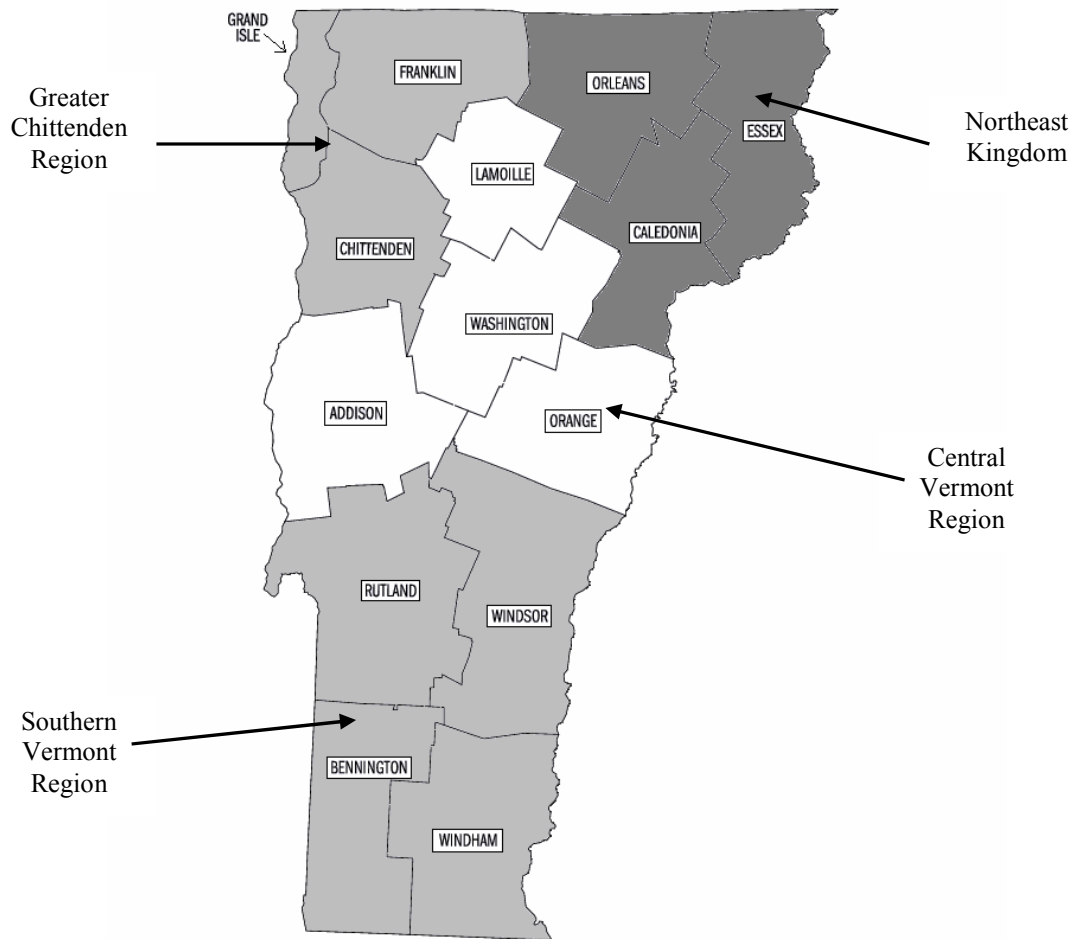
To ensure the integrity of the telephone survey data, Responsive Management has interviewers who have been trained according to the standards established by the Council of American Survey Research Organizations. Methods of instruction included lecture and role-playing. The Survey Center Managers and other professional staff conducted project briefings with the interviewers prior to the administration of this survey. Interviewers were instructed on type of study, study goals and objectives, handling of survey questions, interview length, termination points and qualifiers for participation, interviewer instructions within the survey instrument, reading of the survey instrument, skip patterns, and probing and clarifying techniques necessary for specific questions on the survey instrument. The Survey Center Managers and statisticians monitored the data collection, including monitoring of the actual telephone interviews without the interviewers’ knowledge, to evaluate the performance of each interviewer and ensure the integrity of the data. After the surveys were obtained by the interviewers, the Survey Center Managers and/or statisticians edited each completed survey to ensure clarity and completeness.

Interviews were conducted Monday through Friday from 9:00 a.m. to 9:00 p.m., Saturday noon to 5:00 p.m., and Sunday from 5:00 p.m. to 9:00 p.m., local time. A five-callback design was used to maintain the representativeness of the sample, to avoid bias toward people easy to reach by telephone, and to provide an equal opportunity for all to participate. When a respondent could not be reached on the first call, subsequent calls were placed on different days of the week and at different times of the day. The survey was conducted in March-April 2007. Responsive Management obtained a total of 1,029 completed interviews.

The software used for data collection was Questionnaire Programming Language 4.1 (QPL). The survey data were entered into the computer as each interview was being conducted, eliminating manual data entry after the completion of the survey and the concomitant data entry errors that may occur with manual data entry. The survey instrument was programmed so that QPL branched, coded, and substituted phrases in the survey based on previous responses to ensure the integrity and consistency of the data collection. The analysis of data was performed using Statistical Package for the Social Sciences software as well as proprietary software developed by Responsive Management.

The analysis of data included crosstabulations of many questions by those who had hunted in the 5 years previous to the survey and those who had not, by gender, and by region of residence. These graphs are shown but, in general, are discussed within the text only when marked differences occur. For the regional crosstabulations, Vermont was divided into four regions, as described below and shown in the map that follows.

- The Greater Chittenden Region (consisting of Chittenden, Franklin, and Grand Isle Counties)
- The Northeast Kingdom (consisting of Orleans, Caledonia, and Essex Counties)
- Central Vermont (consisting of Washington, Lamoille, Orange, and Addison Counties)
- Southern Vermont (consisting of Rutland, Bennington, Windsor, and Windham Counties)



The analysis of the data also includes a comparison of data from three other surveys conducted in 1995, 1996, and 2000 (for those questions that are similar). These trends are discussed only when marked differences occur.

For this report, a nonparametric analysis examined how the various responses related to behavioral, participatory and demographic characteristics. Responses for selected questions were tested by means of z-scores for relationships to behavioral, participatory, and demographic characteristics. The analysis examined more than 60 variables regarding characteristics of the respondents. A positive z-score means that the response and characteristic are positively related; a negative z-score means that the response and characteristic are negatively related. Note that

negative z-scores are often reverse images of positive z-scores (e.g., if being male had a z-score of 5.00, being female would have a z-score of -5.00); therefore, as negative z-scores usually do not provide additional information, they are not shown in the tables, thereby improving the readability of the tables.

The asterisks on the z-scores show the strength of the relationship between the characteristic and the response to the question. Those z-scores that have an absolute value of 3.30 or greater have three asterisks—three asterisks indicate that the relationship is so strong that it would happen by chance only 1 out of 1,000 times. Those z-scores that have an absolute value of 2.58 to 3.29 have two asterisks—two asterisks indicate that the relationship is so strong that it would happen by chance only 1 out of 100 times. Finally, those z-scores that have an absolute value of 1.96 to 2.57 have one asterisk—one asterisk indicates that the relationship is so strong that it would happen by chance only 5 out of 100 times.

The z-scores were calculated as shown in the formula below.

$$z = \frac{(p_1 - p_2)}{\sqrt{p(1-p) \left[\frac{1}{n_1} + \frac{1}{n_2} \right]}}$$

where:

n_1 represents the number of observations in Group 1.

n_2 represents the number of observations in Group 2.

$p_1 = a/(a + b) = a/n_1$ and represents the proportion of observations in Group 1 that falls in Cell a .

It is employed to estimate the population proportion Π_1 (% of Group 1 who had specific characteristic).

$p_2 = c/(c + d) = c/n_2$ and represents the proportion of observations in Group 2 that falls in Cell c .

It is employed to estimate the population proportion Π_2 (% of Group 2 who had specific characteristic).

$p = (a + c)/(n_1 + n_2) = (a + c)/n$ and is a pooled estimate of the proportion of respondents who had specific characteristic in the underlying population.

(Equation from *Handbook of Parametric and Nonparametric Statistical Procedures*, 2nd Edition by David J. Sheskin. © 2000, Chapman & Hall/CRC, Boca Raton, FL.)

The characteristics examined are shown in the tabulation below.

Variables Used in the Nonparametric Analysis (z-score Analysis)
Supports the VFWD protecting important wildlife habitat through Act 250
Did not indicate support for the VFWD protecting important wildlife habitat through Act 250
Supports the Department protecting important wildlife habitat by purchasing land
Did not indicate support for the Department protecting important wildlife habitat by purchasing land
Supports the Department regulating logging in areas with important wildlife habitat
Did not indicate support for the Department regulating logging in areas with important wildlife habitat
Supports the Department working with town or regional planning commissions to design plans that work around and conserve important wildlife habitat
Did not indicate support for the Department working with town or regional planning commissions to design plans that work around and conserve important wildlife habitat
Supports protecting important wildlife habitat by providing financial incentives to property owners who conserve habitat
Did not indicate support for protecting important wildlife habitat by providing financial incentives to property owners who conserve habitat
Supports the Department receiving general fund dollars for programs and activities in which it participates but does not currently receive funding
Did not indicate support for the Department receiving general fund dollars for programs and activities in which it participates but does not currently receive funding
Supports a 1/8 th of 1% increase in the state general sales tax in support of programs for which the Department does not currently receive funding
Did not indicate support for a 1/8 th of 1% increase in the state general sales tax in support of programs for which the Department does not currently receive funding
Supports redistributing a portion of the current state sales tax so that the Fish and Wildlife Department would receive 1/8 th of 1% of the existing sales tax
Did not indicate support for redistributing a portion of the current state sales tax so that the Fish and Wildlife Department would receive 1/8 th of 1% of the existing sales tax
Supports the Fish and Wildlife Department receiving a small percentage of the rooms and meals tax
Did not indicate support for the Fish and Wildlife Department receiving a small percentage of the rooms and meals tax
Has had damage to his/her vehicle from wildlife in Vermont in the past 5 years
Has not had damage to his/her vehicle from wildlife in Vermont in the past 5 years
Has had damage to his/her personal property from wildlife in Vermont in the past 5 years
Has not had damage to his/her personal property from wildlife in Vermont in the past 5 years
Spent money to prevent damage from wildlife in 2006
Did not spend any money at all to prevent damage from wildlife in 2006
He/she or household member has had a vehicle collision with a deer on Vermont's roads or highways
He/she has not, nor has a household member, had a vehicle collision with a deer on Vermont's roads or highways
Is tolerant of having black bears on or near property
Is intolerant of having black bears on or near property
Says the beaver population in his/her county should be increased
Says the beaver population in his/her county should remain the same
Says the beaver population in his/her county should be decreased
Says the deer population in his/her county should be increased

Variables Used in the Nonparametric Analysis (z-score Analysis)
Says the deer population in his/her county should remain the same
Says the deer population in his/her county should be decreased
Agrees that this regulation (making it illegal for the public to feed wild deer) is important for helping to prevent the spread of deer diseases
Did not indicate agreement that this regulation (making it illegal for the public to feed wild deer) is important for helping to prevent the spread of deer diseases
Says the moose population in his/her county should be increased
Says the moose population in his/her county should remain the same
Says the moose population in his/her county should be decreased
Says the wild turkey population in his/her county should be increased
Says the wild turkey population in his/her county should remain the same
Says the wild turkey population in his/her county should be decreased
Says the black bear population in his/her county should be increased
Says the black bear population in his/her county should remain the same
Says the black bear population in his/her county should be decreased
Has hunted
Has never hunted
Hunted in past 5 years
Hunted, but not in past 5 years
Hunted in the past, and says that public lands are important to his/her hunting experience
Hunted in the past, and says that public lands are not important to his/her hunting experience
Resides in a city or small town
Resides in a rural area
Resides on a farm
Does not reside on a farm
Highest educational level is no more than high school, with or without a diploma or equivalency
Has some college coursework experience, with or without an Associate's, trade school, or business school degree, but without a Bachelor's degree
Has a Bachelor's degree, with or without a higher degree
Is older than the median age
Is the median age or younger
Is male
Is female
Is 65 years or older
Is 55-64 years old
Is 35-54 years old
Is 18-34 years old

It is important to keep in mind the following when reading the nonparametric analysis results.

The nonparametric analysis regarding having hunted is used as an example. In the nonparametric analysis, the following correlations were found to having hunted:

- Is male
- Highest educational level is no more than high school, with or without a diploma or equivalency
- Did not indicate support for three of the five habitat protection/conservation efforts

- Says various species' populations should be either increased or decreased—in other words, answers other than “remain the same”
- Has had damage to vehicles and/or personal property and has spent money to prevent wildlife damage

This does not mean that only males have hunted; indeed, many females have hunted. Nor does it mean that only those with an educational attainment of no more than high school have hunted, as many college graduates have hunted. The nonparametric analysis simply means that males are more likely than are females to have hunted. Likewise, those who have no more than a high school education are more likely than those not in this group (i.e., have more than a high school education) to have hunted. Furthermore, a correlation does not mean that a cause and effect has been identified. For instance, the correlation between having hunted and having had damage to property from wildlife is a product that both are correlated to rural residency; there is no cause and effect.

Throughout this report, findings of the telephone survey are reported at a 95% confidence interval. For the entire sample of Vermont residents, the sampling error is at most plus or minus 3.05 percentage points. This means that if the survey were conducted 100 times on different samples that were selected in the same way, the findings of 95 out of the 100 surveys would fall within plus or minus 3.05 percentage points of each other. Sampling error was calculated using the formula described below, with a sample size of 1,029 and a population size of 469,721 Vermont residents 18 years and older.

Sampling error equation:

$$B = \left(\sqrt{\frac{N_p(.25)}{N_s} - .25} \right) (1.96)$$

Where: B = maximum sampling error (as decimal)
 N_p = population size (i.e., total number who could be surveyed)
 N_s = sample size (i.e., total number of respondents surveyed)

Derived from formula: p. 206 in Dillman, D. A. 2000. *Mail and Internet Surveys*. John Wiley & Sons, NY.

Note: This is a simplified version of the formula that calculates the maximum sampling error using a 50:50 split (the most conservative calculation because a 50:50 split would give maximum variation).

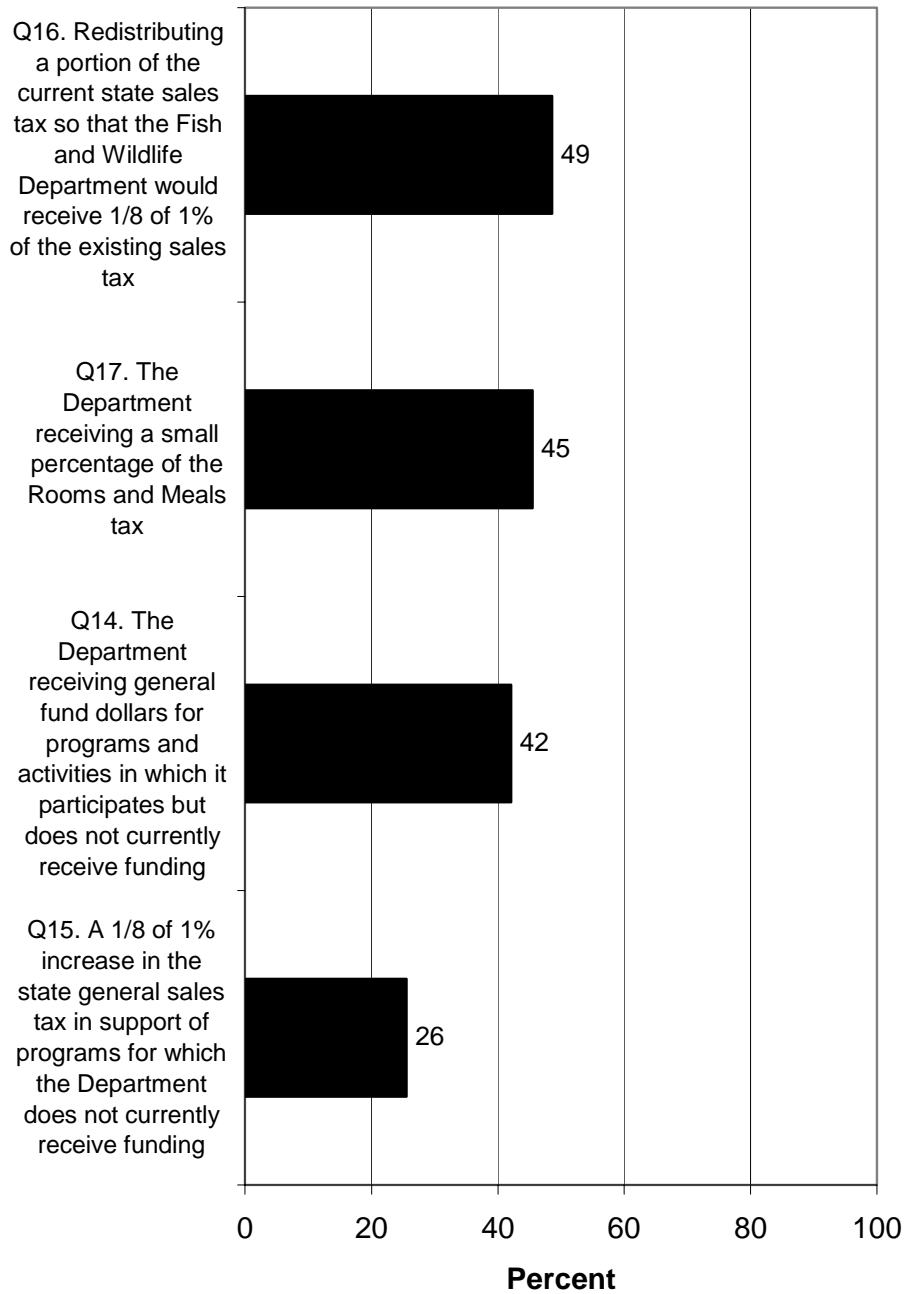
Note that some results may not sum to exactly 100% because of rounding. Additionally, rounding on the graphs may cause apparent discrepancies of 1 percentage point between the graphs and the reported results of combined responses (e.g., when “strongly support” and “moderately support” are summed to determine the total percentage in support).

SUPPORT FOR OR OPPOSITION TO VARIOUS FUNDING MECHANISMS FOR THE VERMONT FISH AND WILDLIFE DEPARTMENT

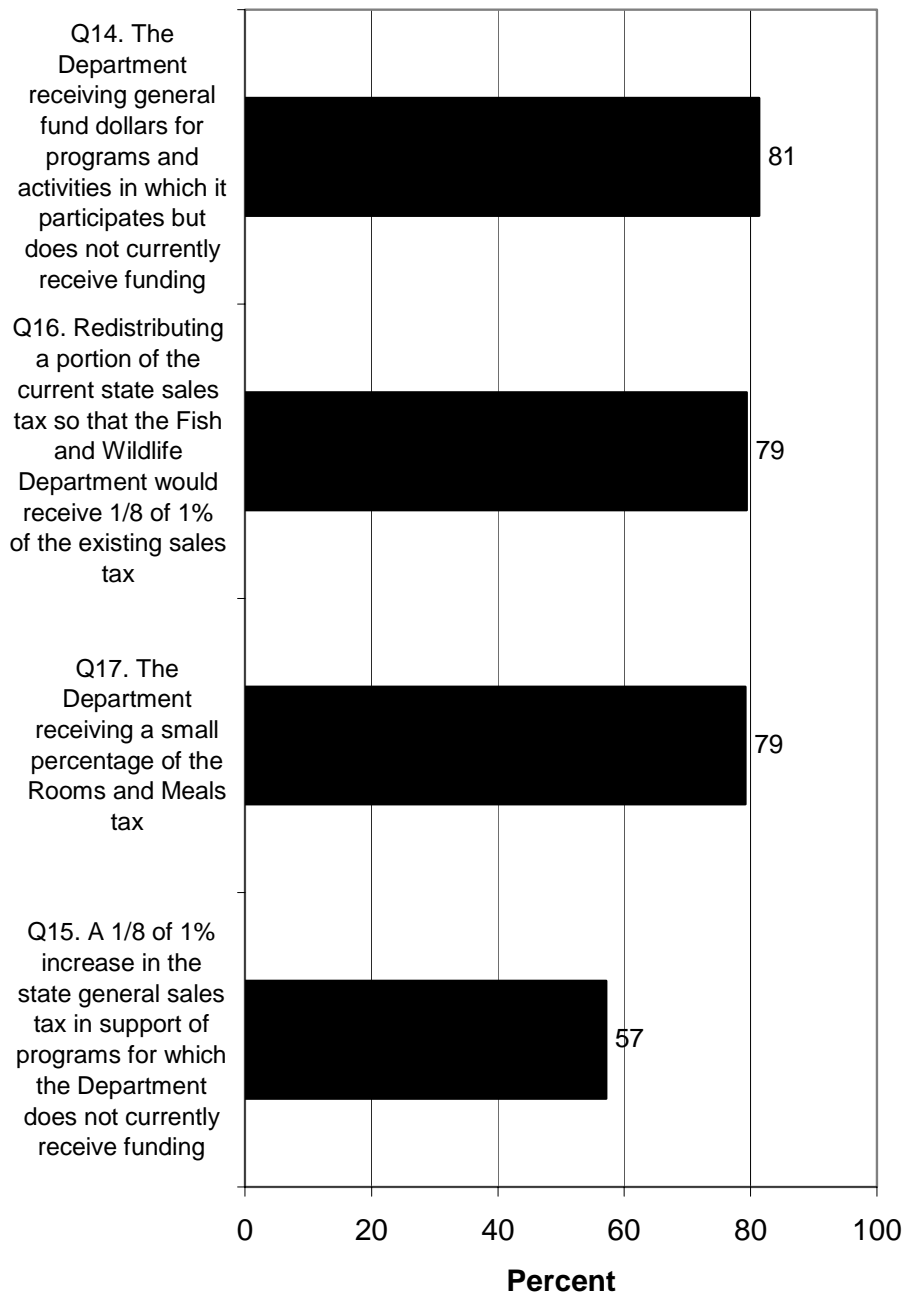
- The survey asked about four funding options for the Department: three of the four have a large majority in support (ranging from 79% to 81%): the Department receiving money from the state's general fund for programs and activities in which the Department participates but does not currently receive money (42% *strongly* support, and 81% strongly or moderately support); redistributing a portion of the current sales tax so that the Department receives 1/8th of 1% of the tax (49% *strongly* support, and 79% strongly or moderately support); and the Department receiving a portion of the Rooms and Meals Tax (45% *strongly* support, and 79% strongly or moderately support). This least support is for a 1/8th of 1% *increase* in the state general sales tax for programs in which the Department participates but does not currently receive money (only 26% *strongly* support, and only 57% strongly or moderately support).
- Hunters and non-hunters are not markedly different regarding support for funding mechanisms.
 - There is little marked difference in results among the regions.
 - Men and women are not markedly different regarding support for funding mechanisms.
 - Two of the funding questions were similar enough for a trends analysis. Support for the Department receiving general fund dollars for programs and activities in which it participates but does not receive funding has slightly decreased since 2000, but it is commensurate with the support that this question received in 1995.
 - Support for redistributing a portion of the current state sales tax so that the Department receives 1/8th of 1% of the existing sales tax (with no increase in the tax) is about the same as it was in 2000, but both the 2000 and 2007 level of support are higher than the support this question had in 1995.

- The nonparametric analysis found that those who support any of the funding mechanisms generally support the other funding mechanisms. Furthermore, those who support any of the various funding options also support the habitat protection/conservation efforts.
- Support for having the Department receive general fund dollars for programs and activities in which it participates but does not currently receive funding is correlated with:
 - Supports the other three funding mechanisms
 - Supports the five habitat protection/conservation efforts
 - Thinks the black bear population in his/her county should be increased
 - Resides in a city or small town, and is 18-34 years old
 - Support for a 1/8th of 1% increase in the state general sales tax in support of programs in which the Department participates but does not currently receive funding is correlated with:
 - Supports the other three funding mechanisms
 - Supports the five habitat protection/conservation efforts
 - Support for redistributing a portion of the current state sales tax so that the Department receives 1/8th of 1% of the existing state sales tax is correlated with:
 - Supports the other three funding mechanisms
 - Supports four of the five habitat protection/conservation efforts
 - Thinks the deer population in his/her county should be increased
 - Highest educational level is no more than high school, with or without a diploma or equivalency
 - Support for having the Department receive a small portion of the rooms and meals tax is correlated with:
 - Supports the other three funding mechanisms
 - Supports the five habitat protection/conservation efforts
 - Is the median age or younger

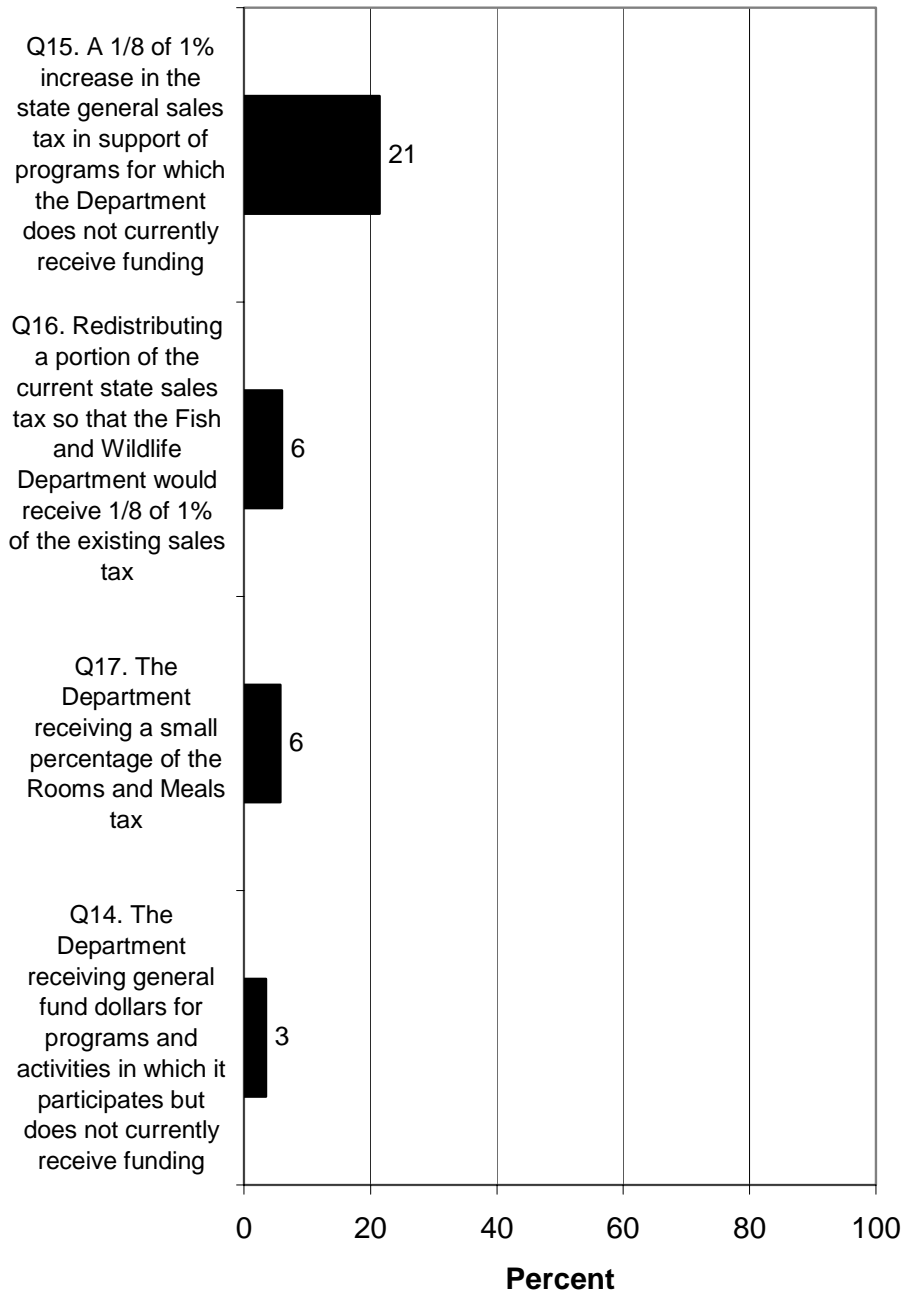
Q14-17. Percent who strongly support the following.




Q14-17. Percent who strongly or moderately support the following.



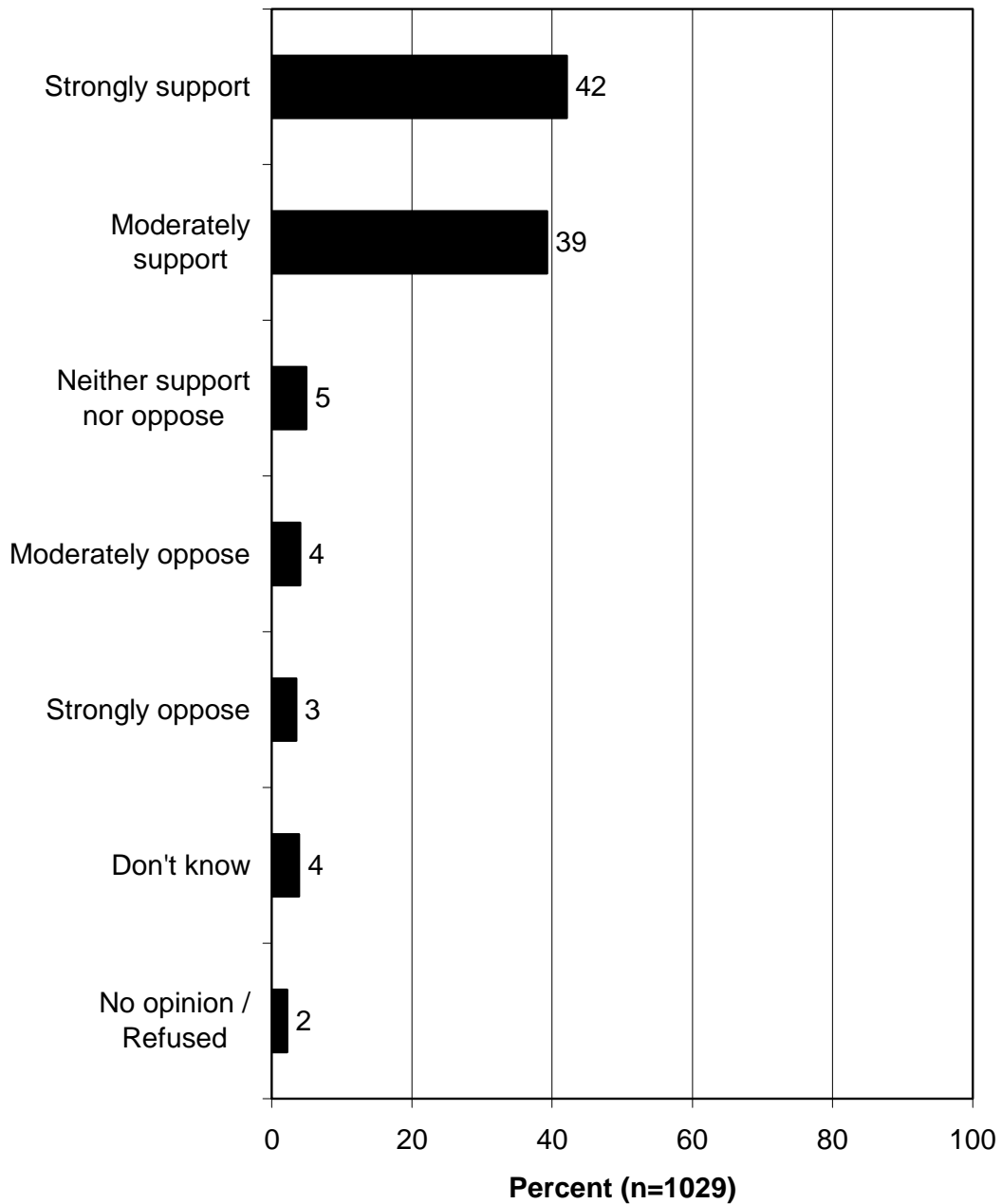
Q14-17. Percent who strongly oppose the following.



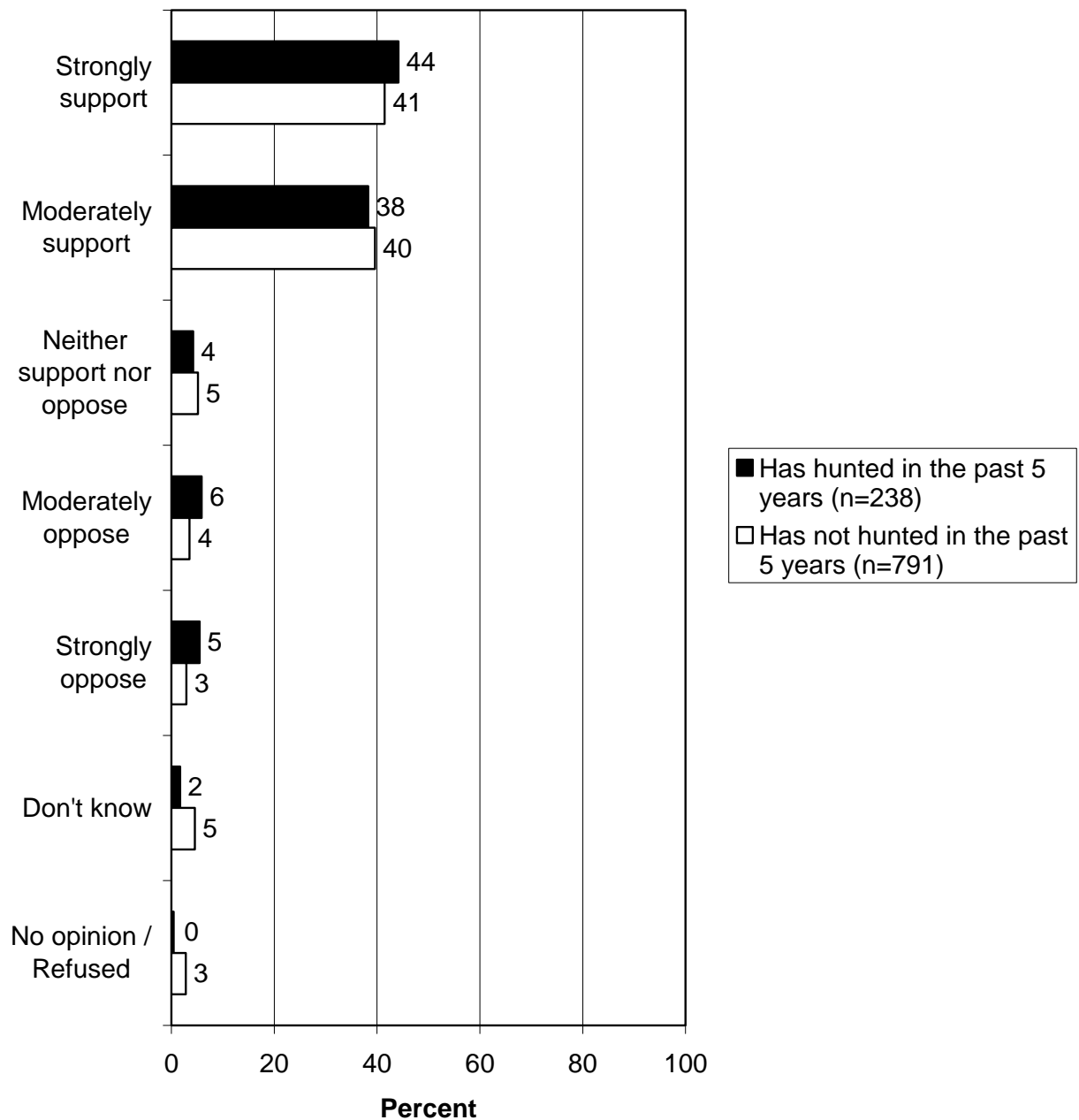
Q14-17. Percent who moderately or strongly oppose the following.



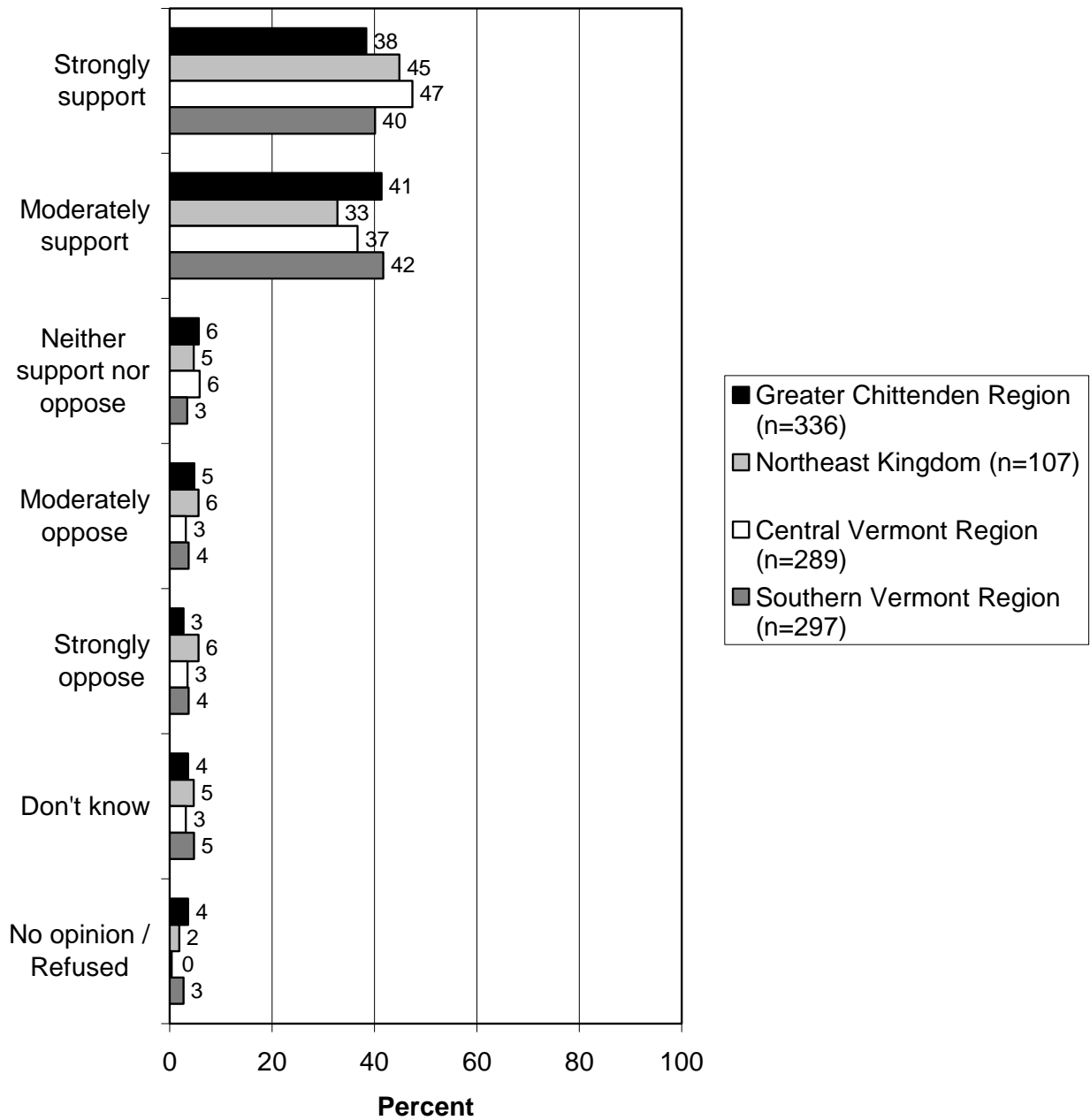
Q14. Would you support or oppose the Department receiving general fund dollars for programs and activities in which it participates but does not currently receive funding?



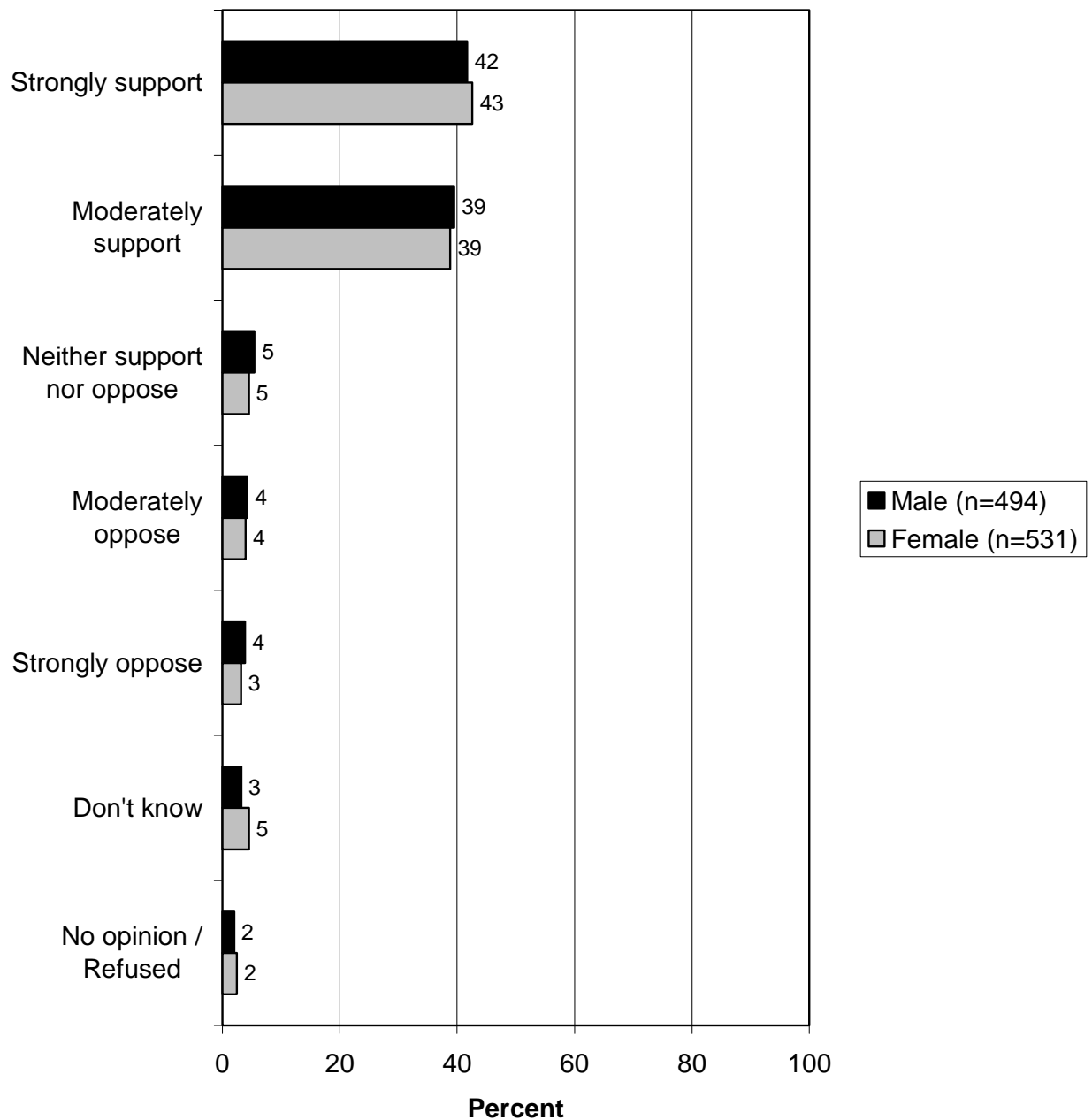
Q14. Would you support or oppose the Department receiving general fund dollars for programs and activities in which it participates but does not currently receive funding?



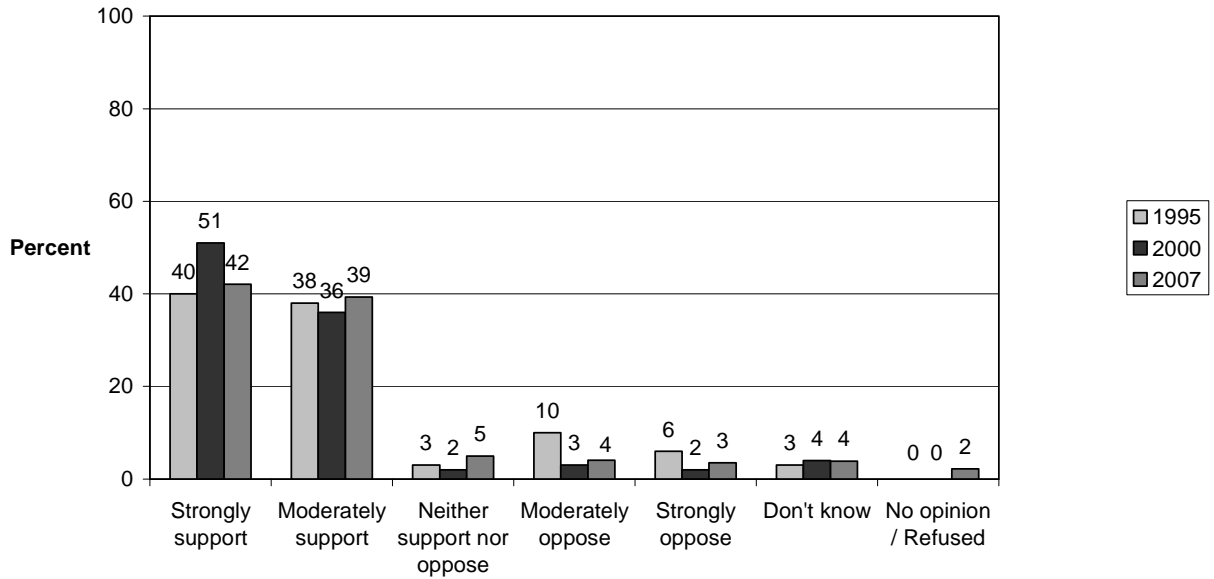
Q14. Would you support or oppose the Department receiving general fund dollars for programs and activities in which it participates but does not currently receive funding?



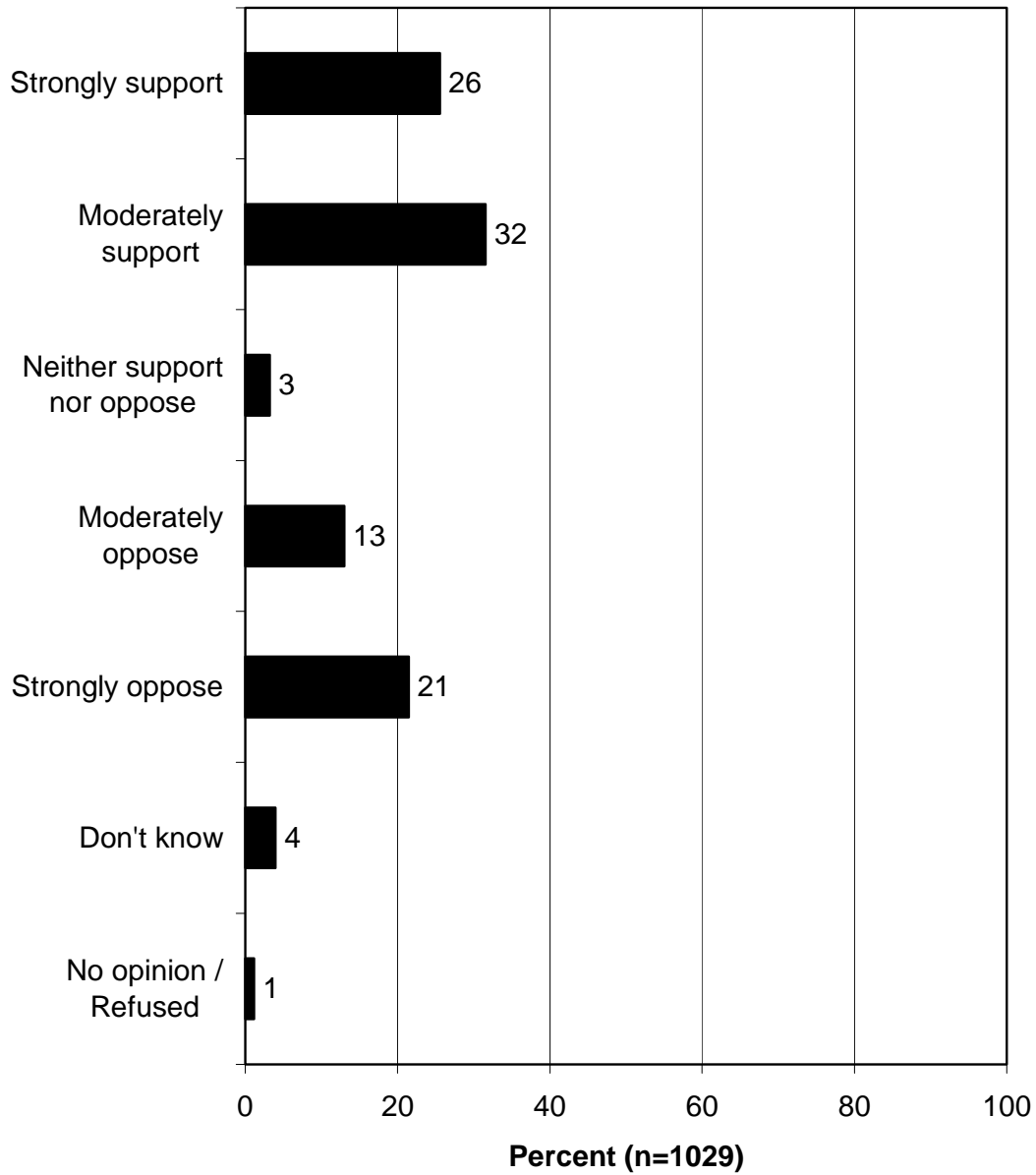
Q14. Would you support or oppose the Department receiving general fund dollars for programs and activities in which it participates but does not currently receive funding?



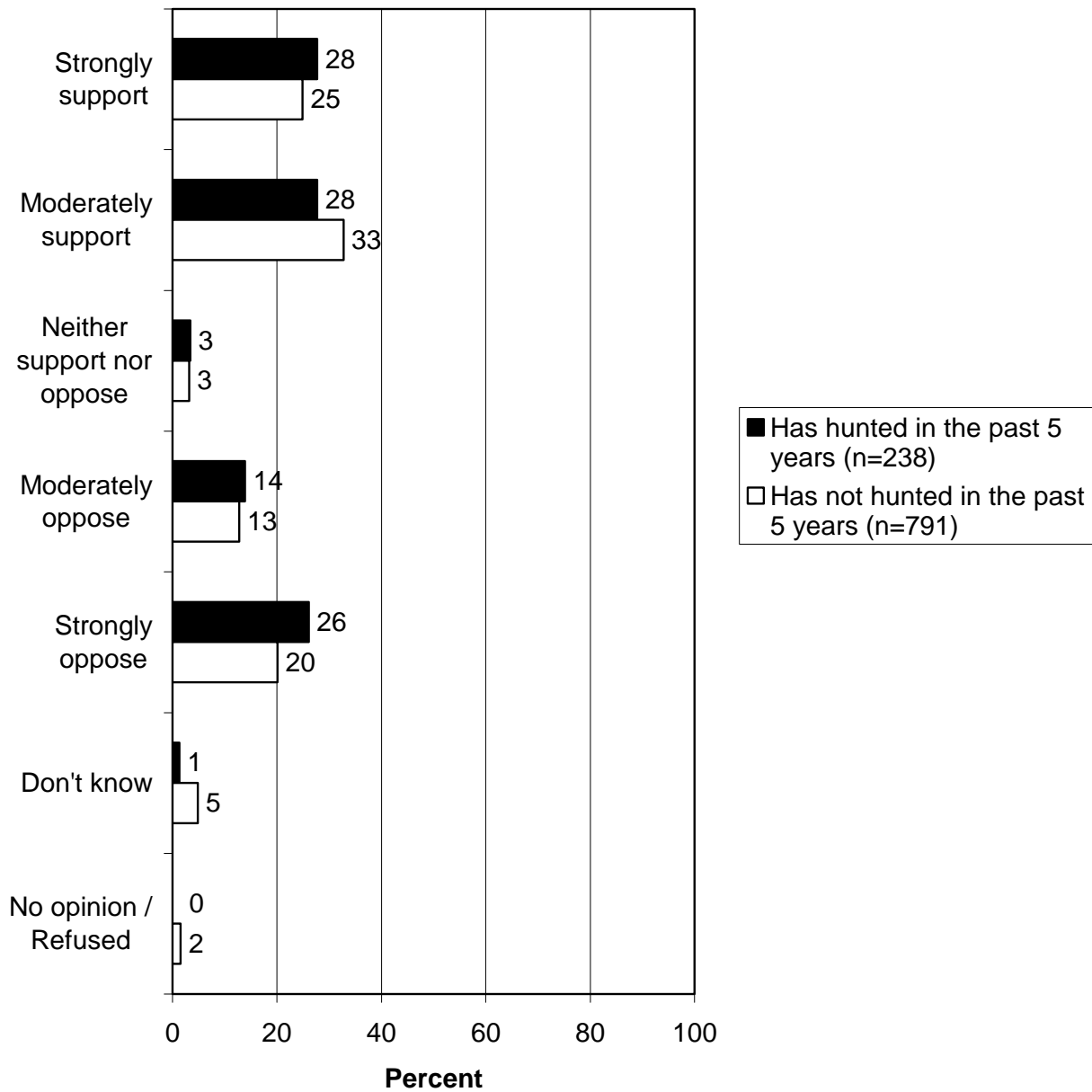
Would you support or oppose the Department receiving general fund dollars for programs and activities in which it participates but does not (2007 wording: currently) receive funding?



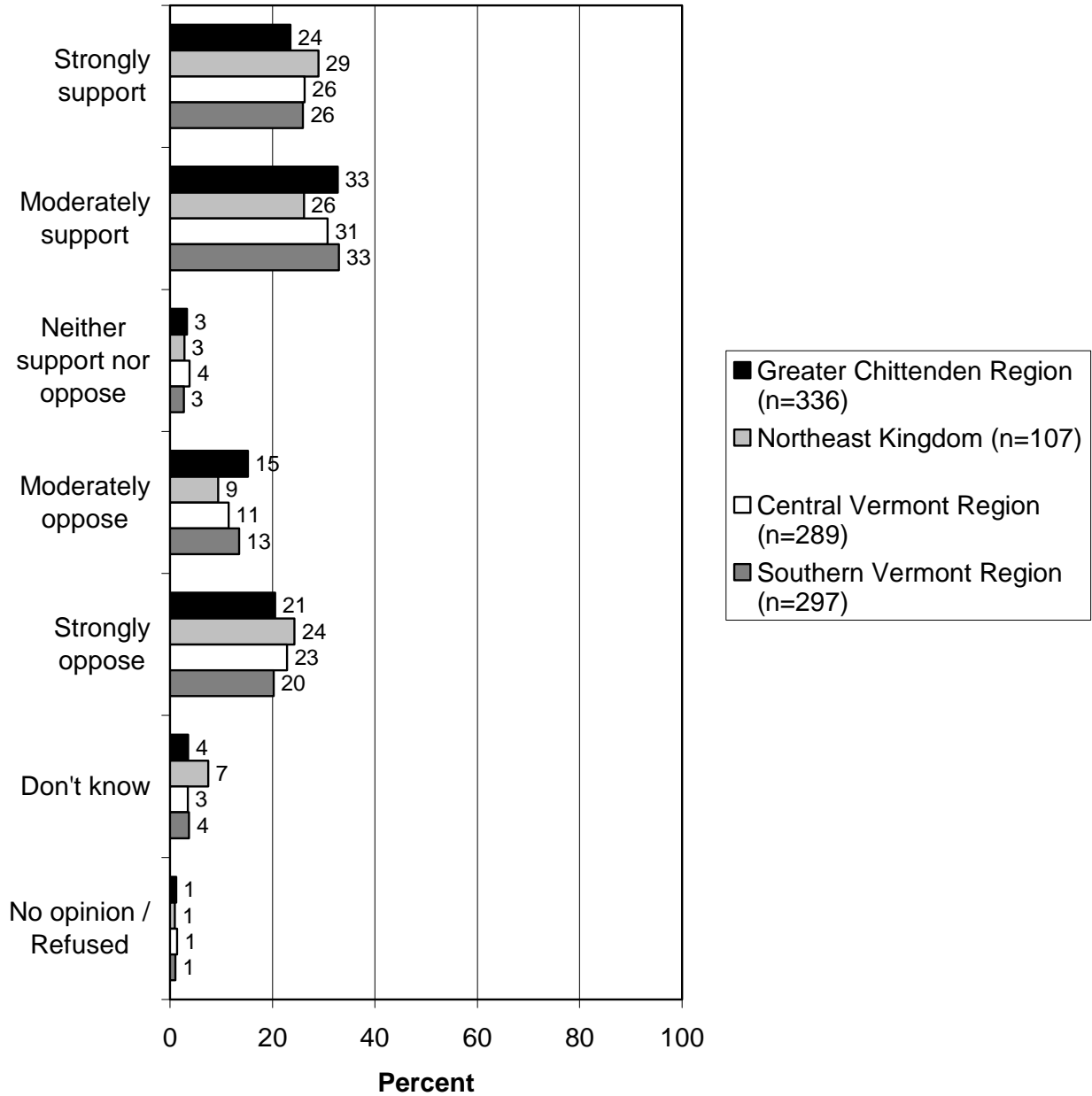
Q15. Would you support or oppose a 1/8 of 1% increase in the state general sales tax in support of programs for which the Department does not currently receive funding? (1 cent on every \$8 spent.)



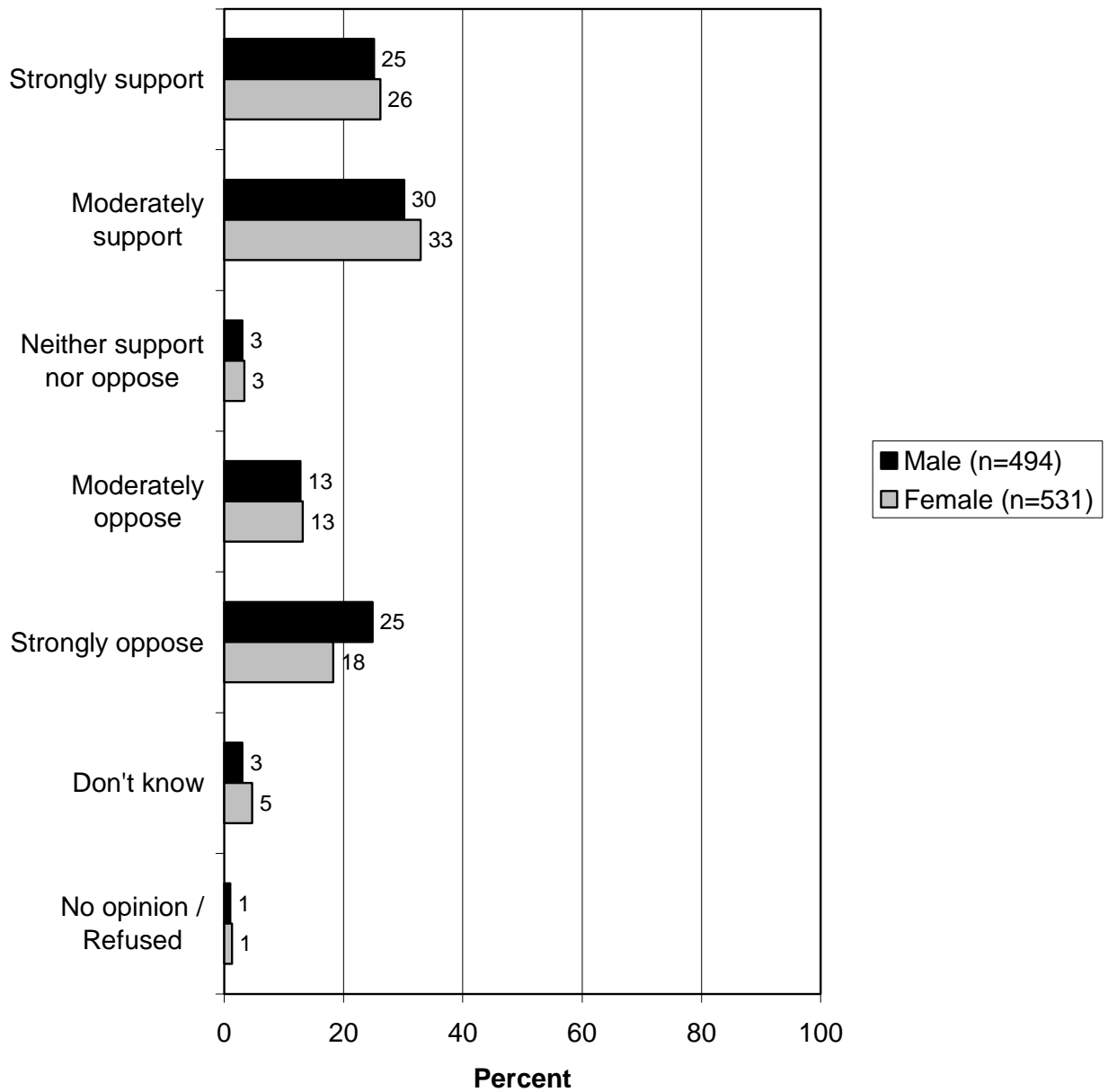
Q15. Would you support or oppose a 1/8 of 1% increase in the state general sales tax in support of programs for which the Department does not currently receive funding? (1 cent on every \$8 spent.)



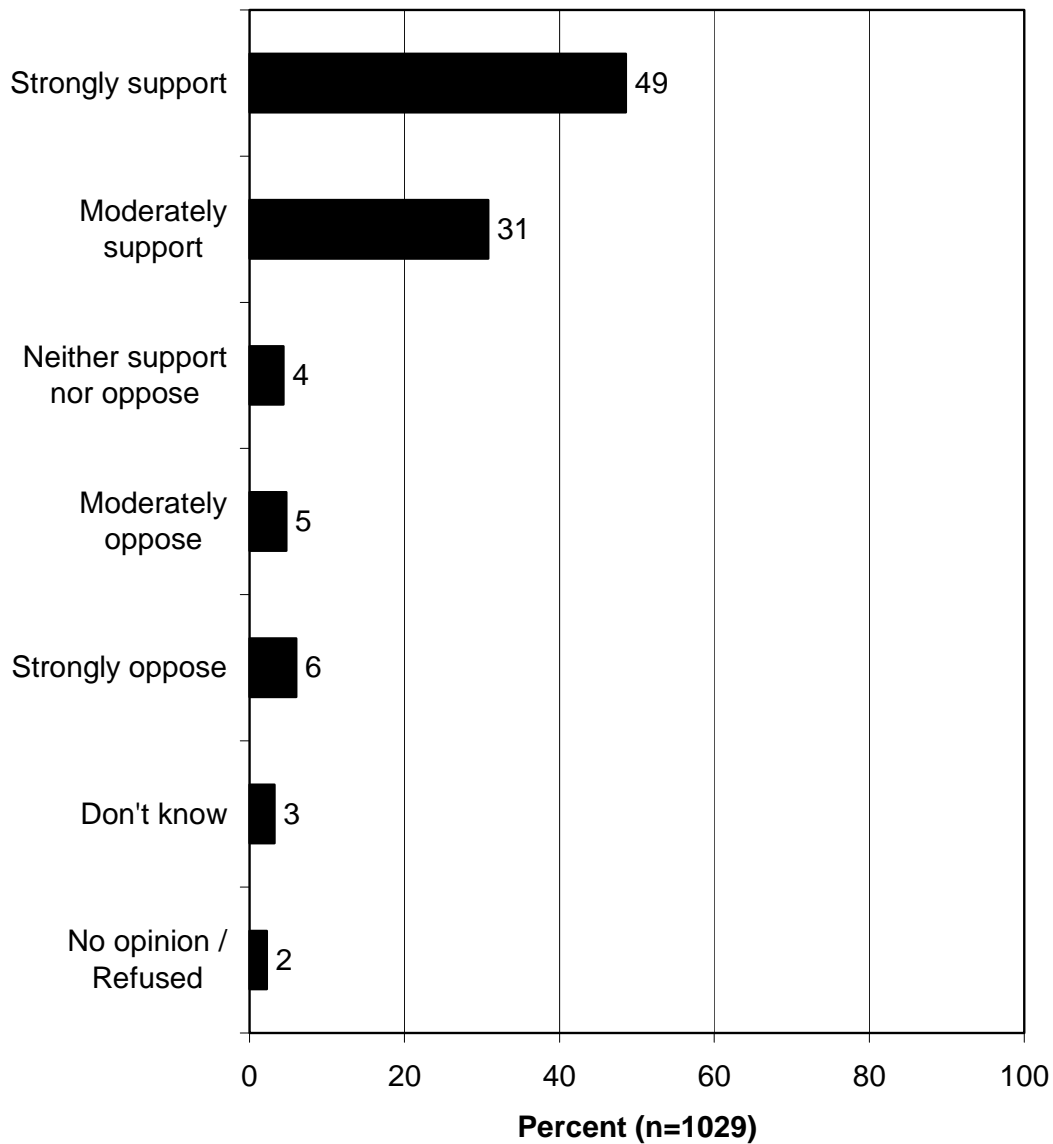
Q15. Would you support or oppose a 1/8 of 1% increase in the state general sales tax in support of programs for which the Department does not currently receive funding? (1 cent on every \$8 spent.)



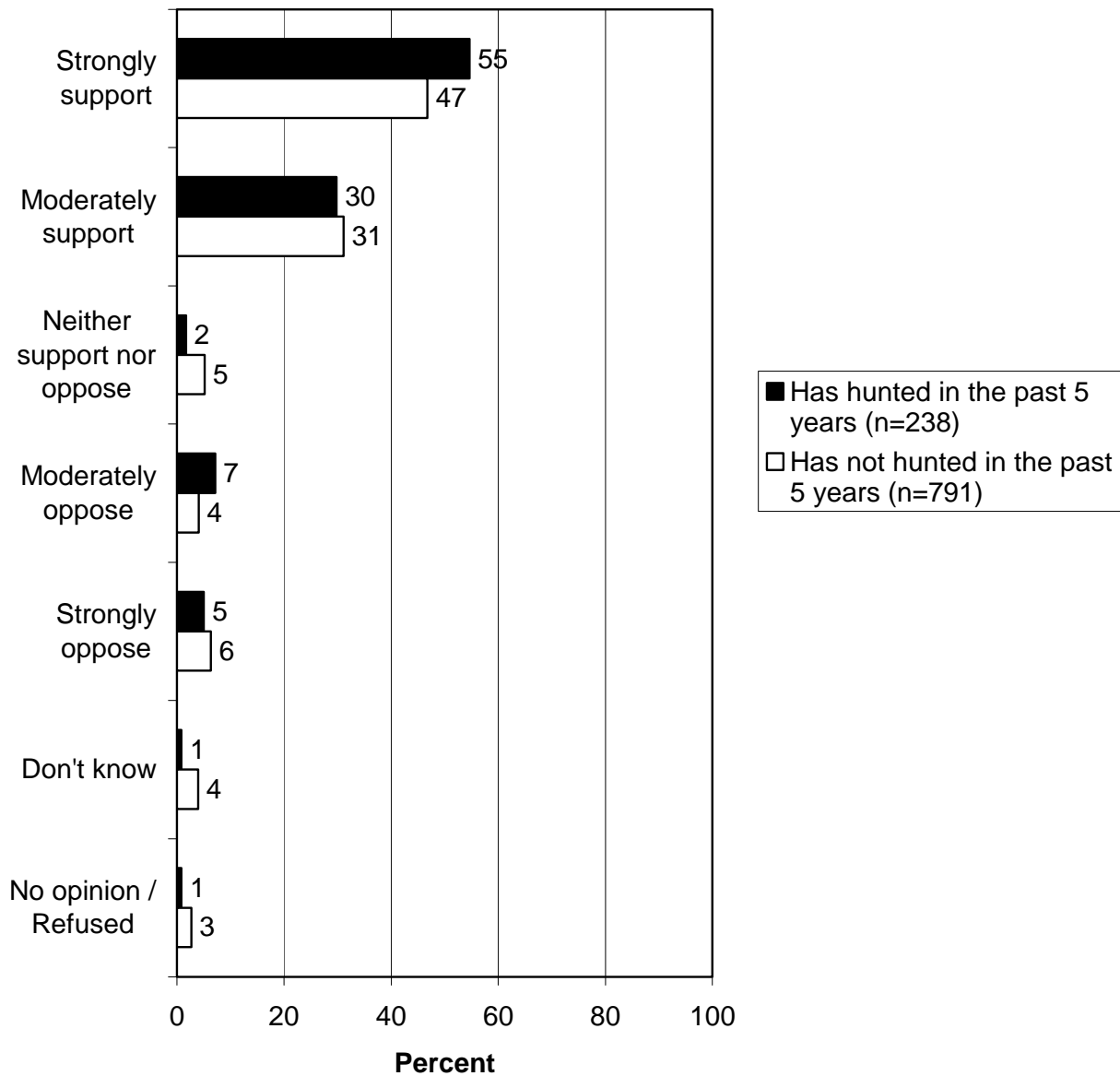
Q15. Would you support or oppose a 1/8 of 1% increase in the state general sales tax in support of programs for which the Department does not currently receive funding? (1 cent on every \$8 spent.)



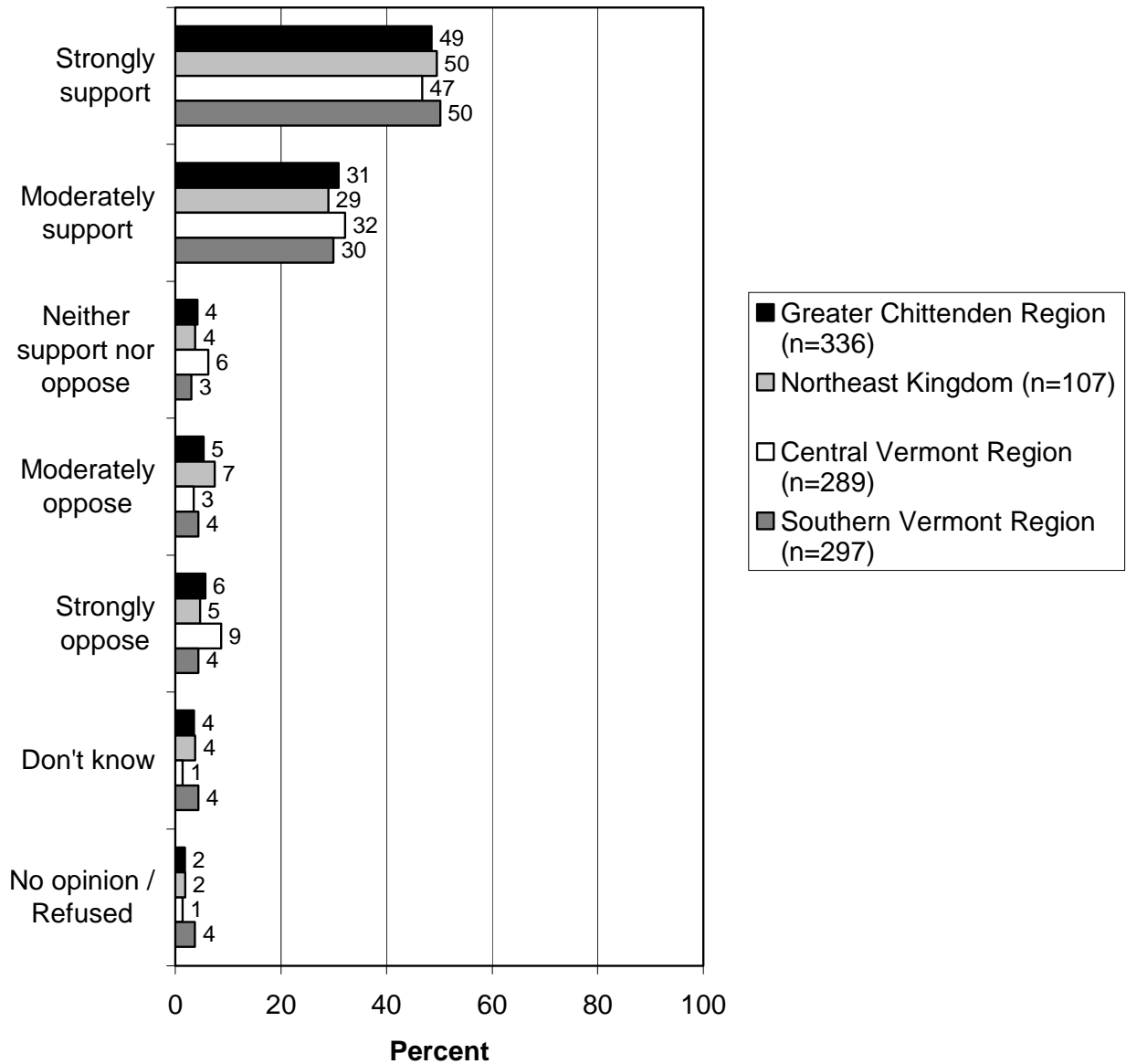
Q16. Would you support or oppose redistributing a portion of the current state sales tax so that the Fish and Wildlife Department would receive 1/8 of 1% of the existing sales tax? There would be no increase in the state sales tax. (Tax now goes to the General Fund.)



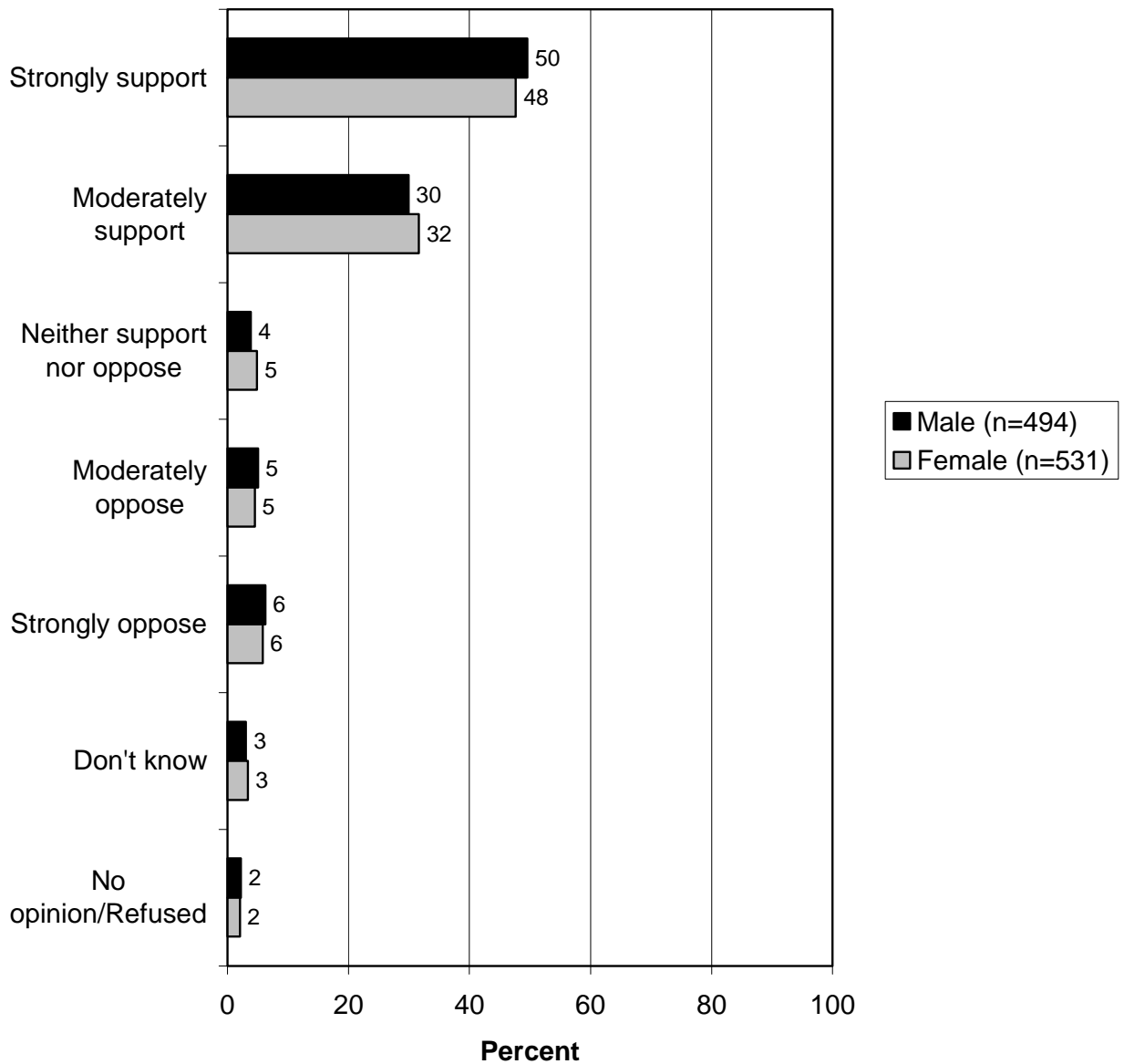
Q16. Would you support or oppose redistributing a portion of the current state sales tax so that the Fish and Wildlife Department would receive 1/8 of 1% of the existing sales tax? There would be no increase in the state sales tax. (Tax now goes to the General Fund.)



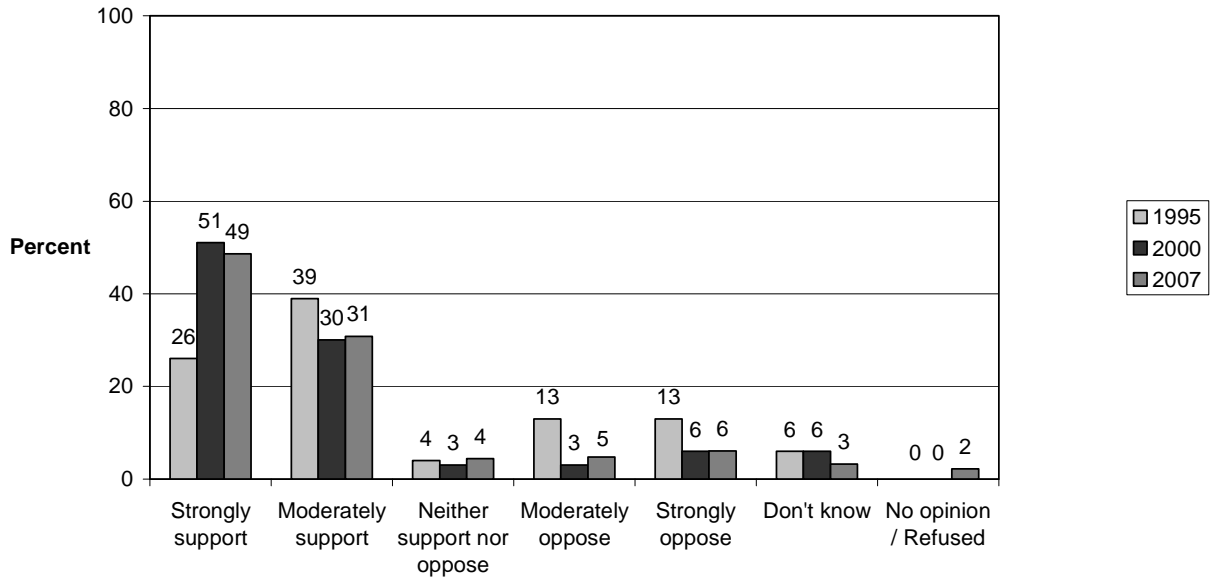
Q16. Would you support or oppose redistributing a portion of the current state sales tax so that the Fish and Wildlife Department would receive 1/8 of 1% of the existing sales tax? There would be no increase in the state sales tax. (Tax now goes to the General Fund.)



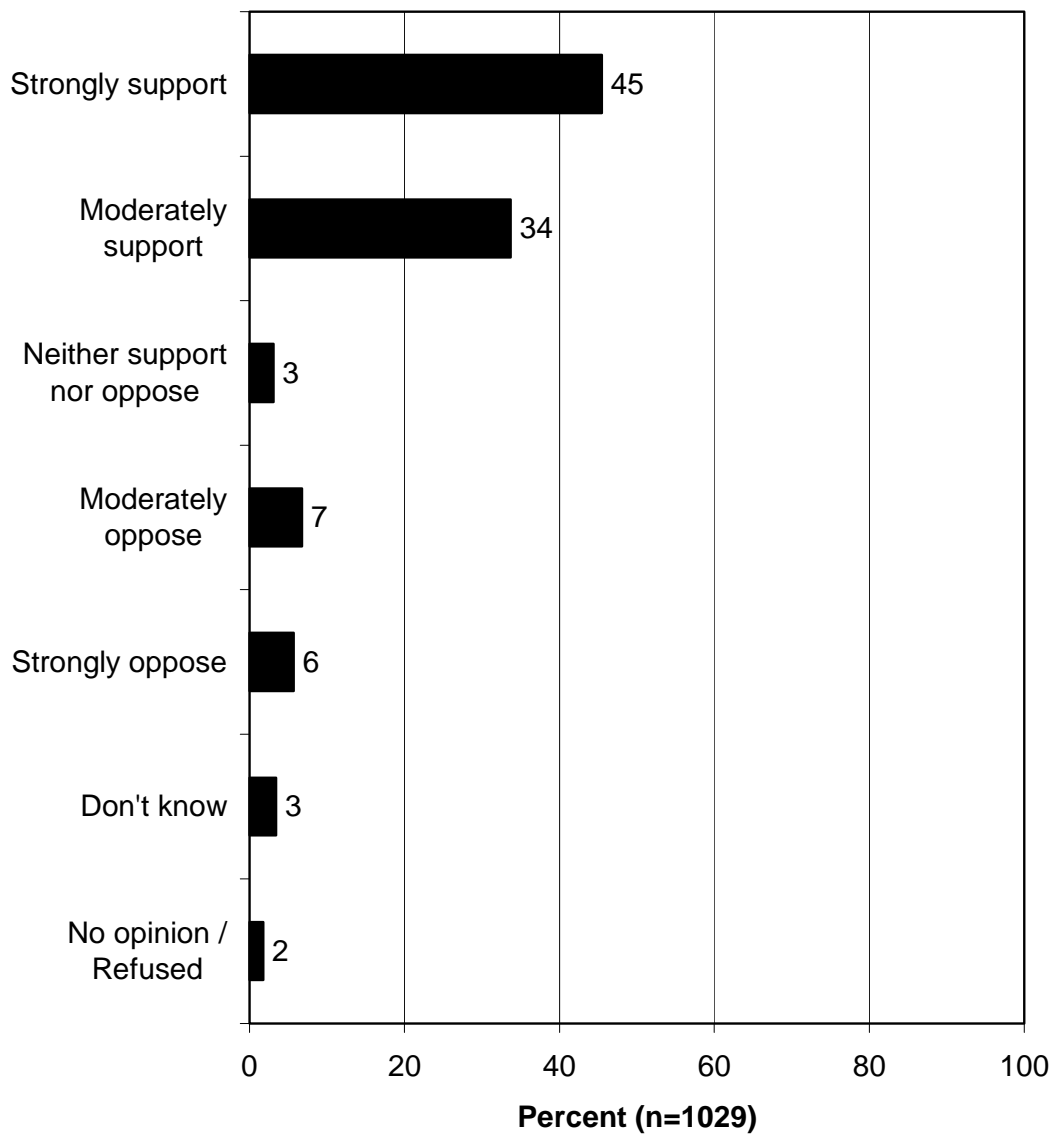
Q16. Would you support or oppose redistributing a portion of the current state sales tax so that the Fish and Wildlife Department would receive 1/8 of 1% of the existing sales tax? There would be no increase in the state sales tax. (Tax now goes to the General Fund.)



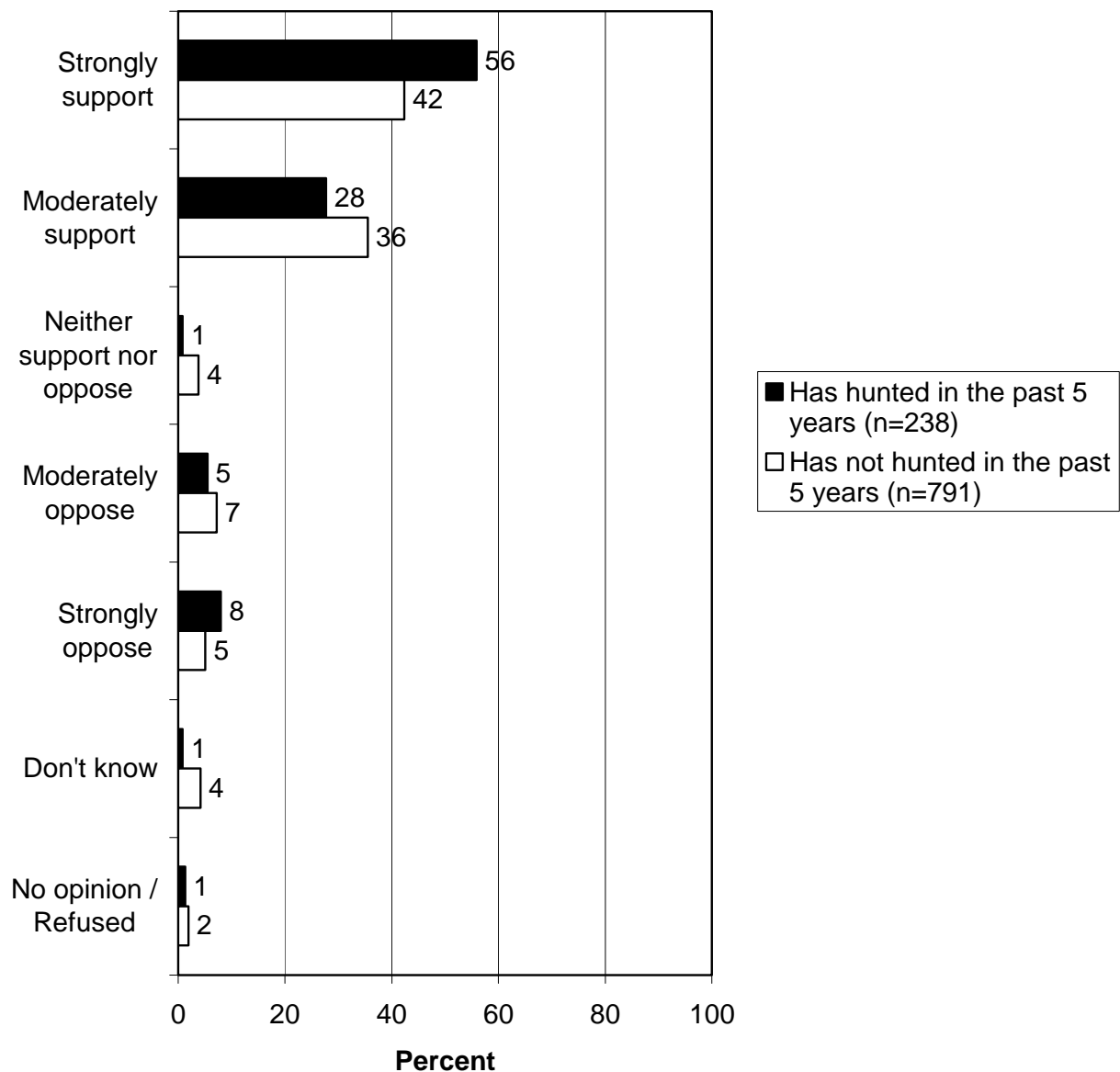
Would you support or oppose redistributing a portion of the current state sales tax so that the Fish and Wildlife Department would receive 1/8 of 1% of the existing sales tax? There would be no increase in the state sales tax. (The tax now goes to the general fund.)



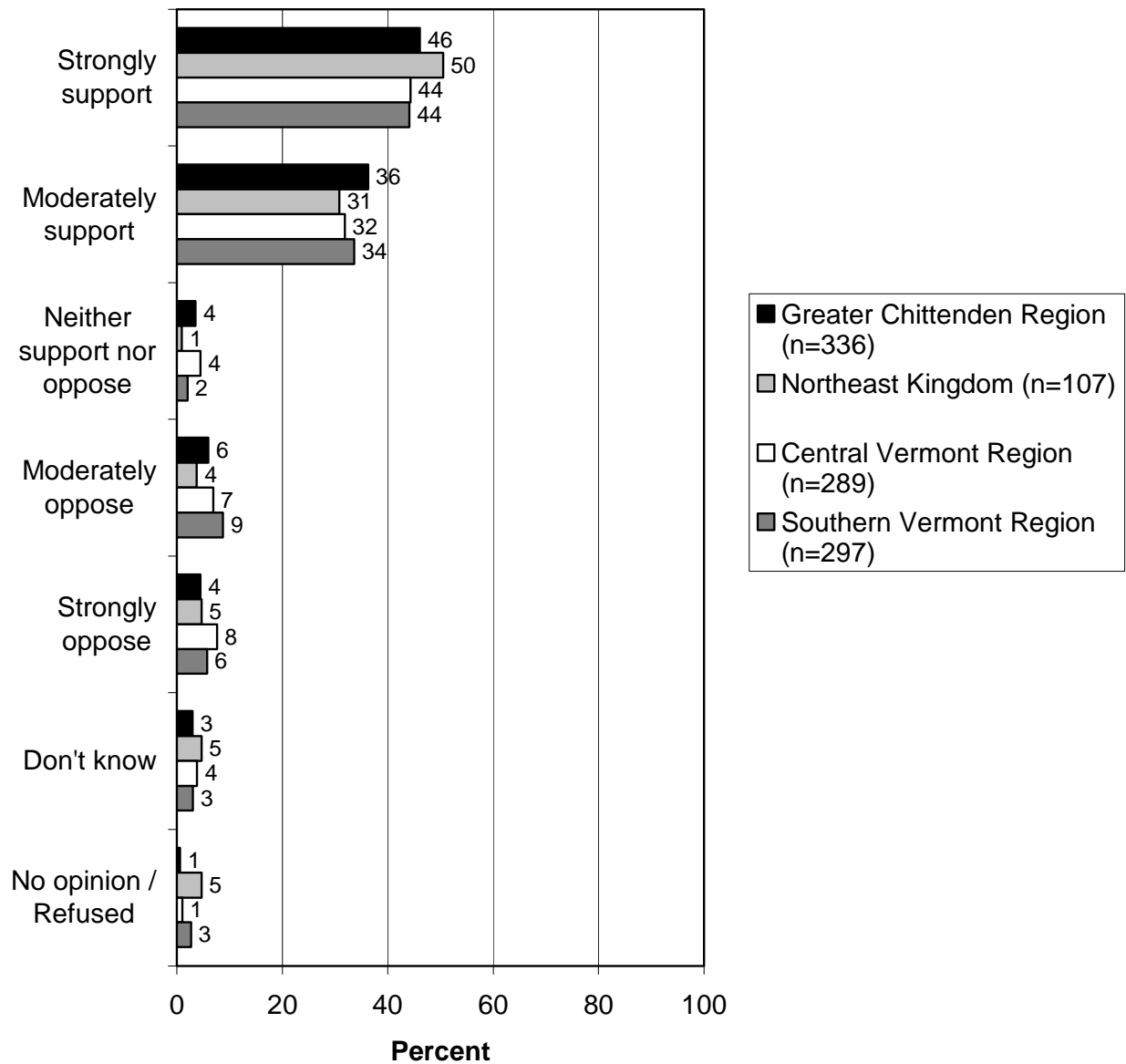
Q17. Vermont has a Rooms and Meals tax on all lodging and prepared food. The tax currently goes to the general fund. Do you support or oppose the Fish and Wildlife Department receiving a small percentage of the Rooms and Meals tax? There would be no increase in the tax.



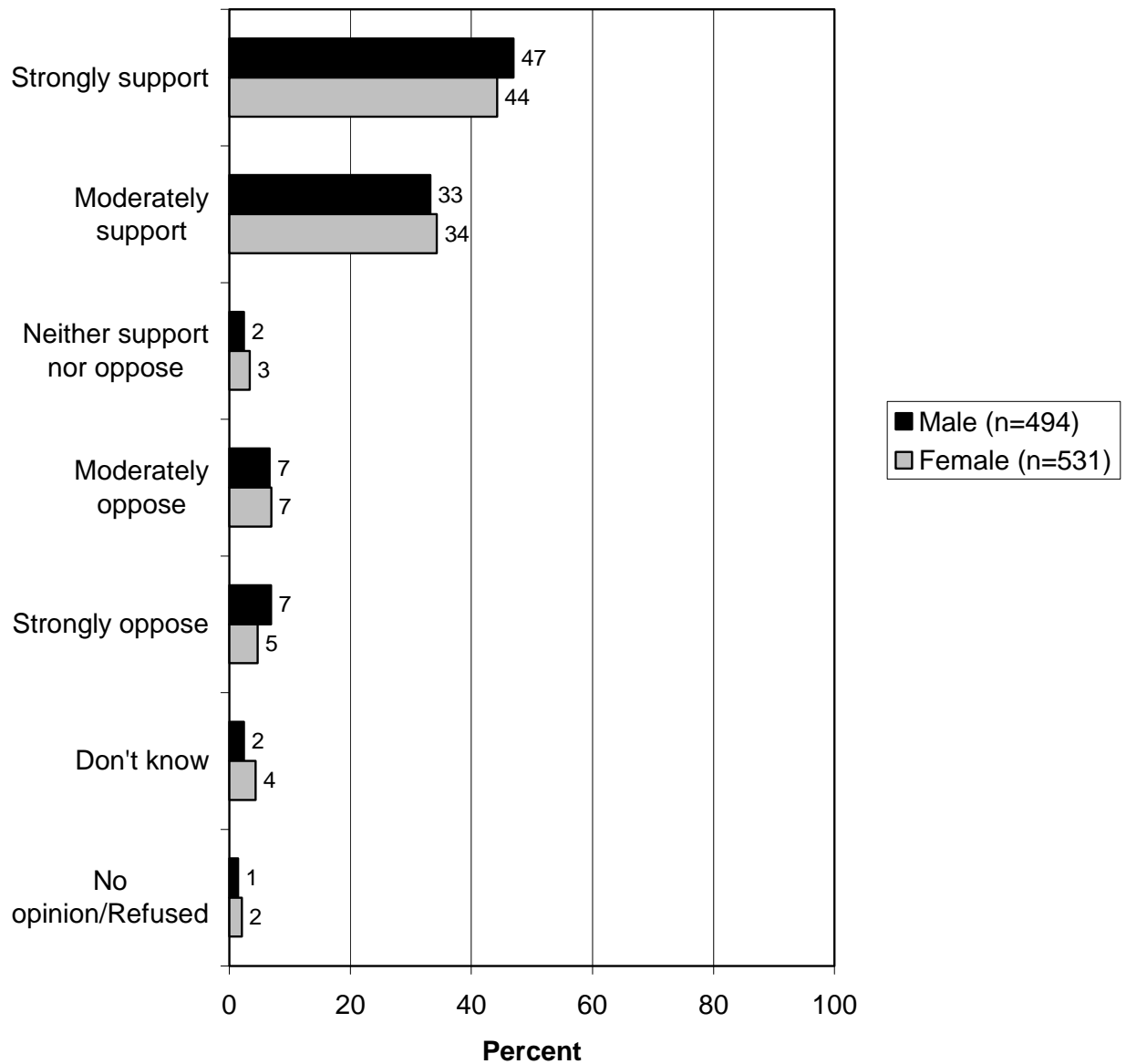
Q17. Vermont has a Rooms and Meals tax on all lodging and prepared food. The tax currently goes to the general fund. Do you support or oppose the Fish and Wildlife Department receiving a small percentage of the Rooms and Meals tax? There would be no increase in the tax.



Q17. Vermont has a Rooms and Meals tax on all lodging and prepared food. The tax currently goes to the general fund. Do you support or oppose the Fish and Wildlife Department receiving a small percentage of the Rooms and Meals tax? There would be no increase in the tax.



Q17. Vermont has a Rooms and Meals tax on all lodging and prepared food. The tax currently goes to the general fund. Do you support or oppose the Fish and Wildlife Department receiving a small percentage of the Rooms and Meals tax? There would be no increase in the tax.



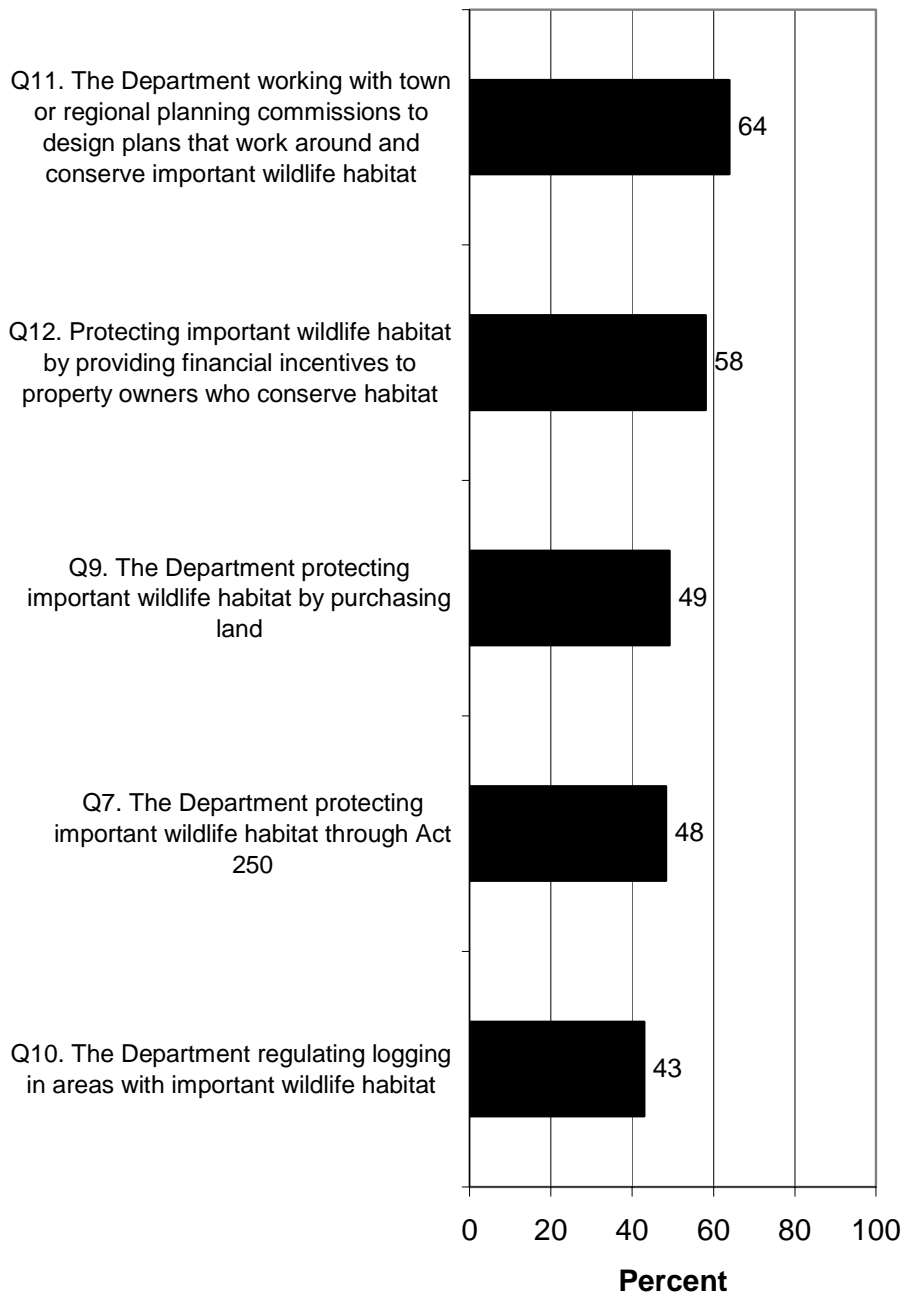
SUPPORT FOR OR OPPOSITION TO WILDLIFE HABITAT MANAGEMENT EFFORTS OF THE VERMONT FISH AND WILDLIFE DEPARTMENT

- The survey asked about five habitat protection/conservation efforts and found a large majority in support of each, ranging from 74% to 92% in support. Also, for each effort, most support is *strong* support. The greatest support is for having the Department work with town or regional planning commissions to design plans that work around and conserve important habitat (92% support), closely followed by support for protecting important wildlife habitat by providing financial incentives to property owners who conserve habitat (87% support).
 - Hunters have lower levels of support relative to non-hunters for most of the efforts (although a majority of both groups support each habitat protection/conservation effort). For instance, 82% of non-hunters support protecting/conserving habitat using Act 250, while 73% of hunters support. Likewise, 88% of non-hunters support protecting/conserving habitat by providing financial incentives to property owners, while 82% of hunters support.
 - There is less support, in general, for habitat protection/conservation efforts in the Northeast Kingdom, relative to the other regions.
 - Although total support is about the same between men and women regarding habitat protection/conservation efforts, women tend to have higher levels of *strong* support.

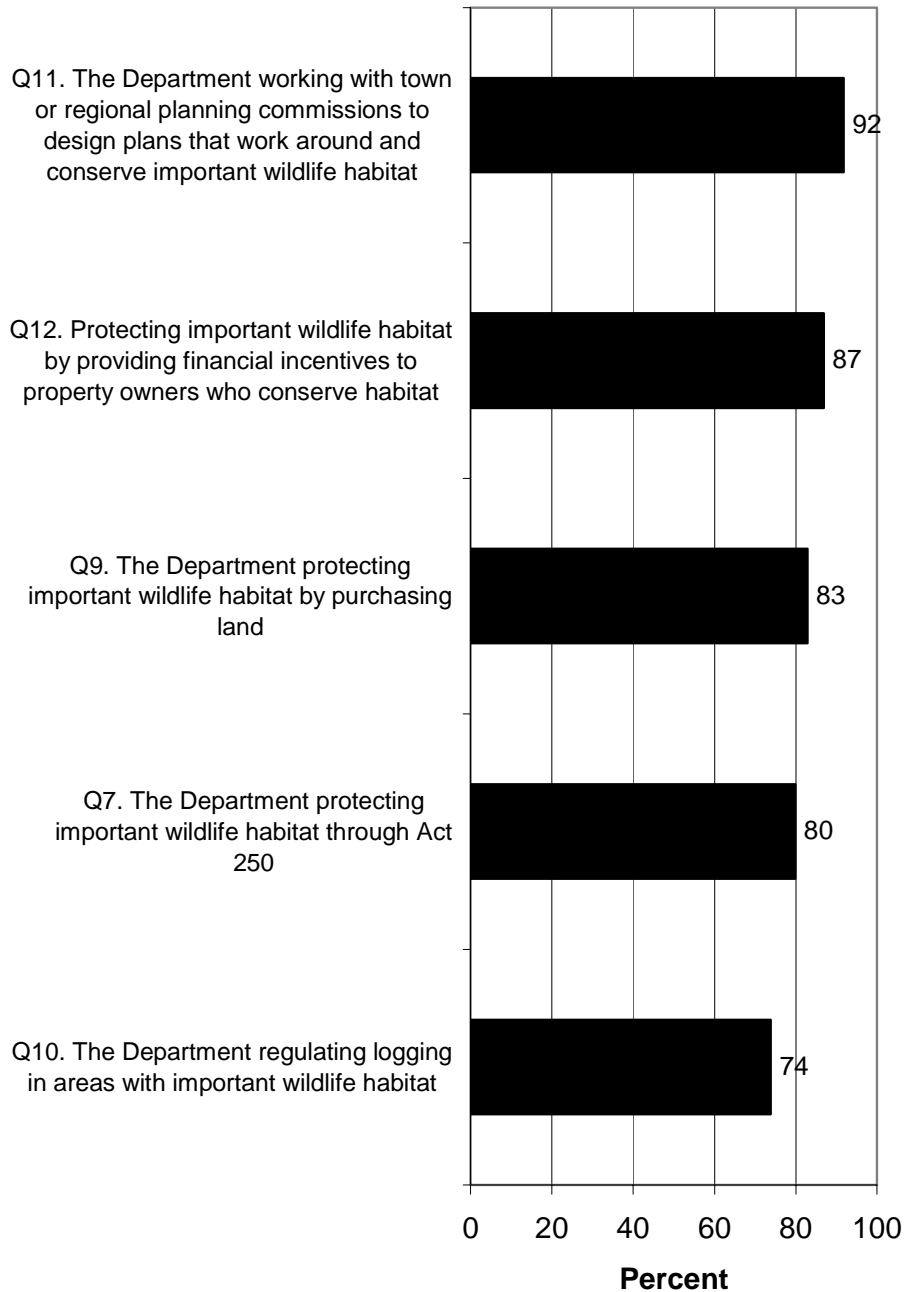
- The nonparametric analysis found that those who support any of the habitat protection/conservation efforts generally support the other habitat protection/conservation efforts. Furthermore, those who support any of the habitat protection/conservation efforts also support the various funding options. Interestingly, support for three of the habitat protection/conservation efforts is positively correlated with having *not* hunted.
 - Support for protecting important wildlife habitat through Act 250 is correlated with:
 - Supports all four other habitat protection efforts
 - Supports all four funding mechanisms
 - Has never hunted
 - Support for protecting important wildlife habitat by purchasing land is correlated with:
 - Supports all four other habitat protection efforts
 - Supports all four funding mechanisms
 - Thinks black bear, moose, and beaver populations in his/her county should be increased

- Has at least a Bachelor's degree, does not reside on a farm, and is younger than 65 years of age
- Support for regulating logging in areas with important wildlife habitat is correlated with:
 - Supports all four other habitat protection efforts
 - Supports three of the four funding mechanisms
 - Has never hunted
 - Has at least a Bachelor's degree, and is the median age or younger
- Support for working with town or regional planning commissions to design plans that work around and conserve important wildlife habitat is correlated with:
 - Supports all four other habitat protection efforts
 - Supports all four funding mechanisms
 - Has a Bachelor's degree, and is the median age or younger
- Support for protecting important wildlife habitat by providing financial incentives to property owners who conserve habitat is correlated with:
 - Supports all four other habitat protection efforts
 - Supports all four funding mechanisms
 - Has never hunted
 - Has a Bachelor's degree, and is the median age or younger

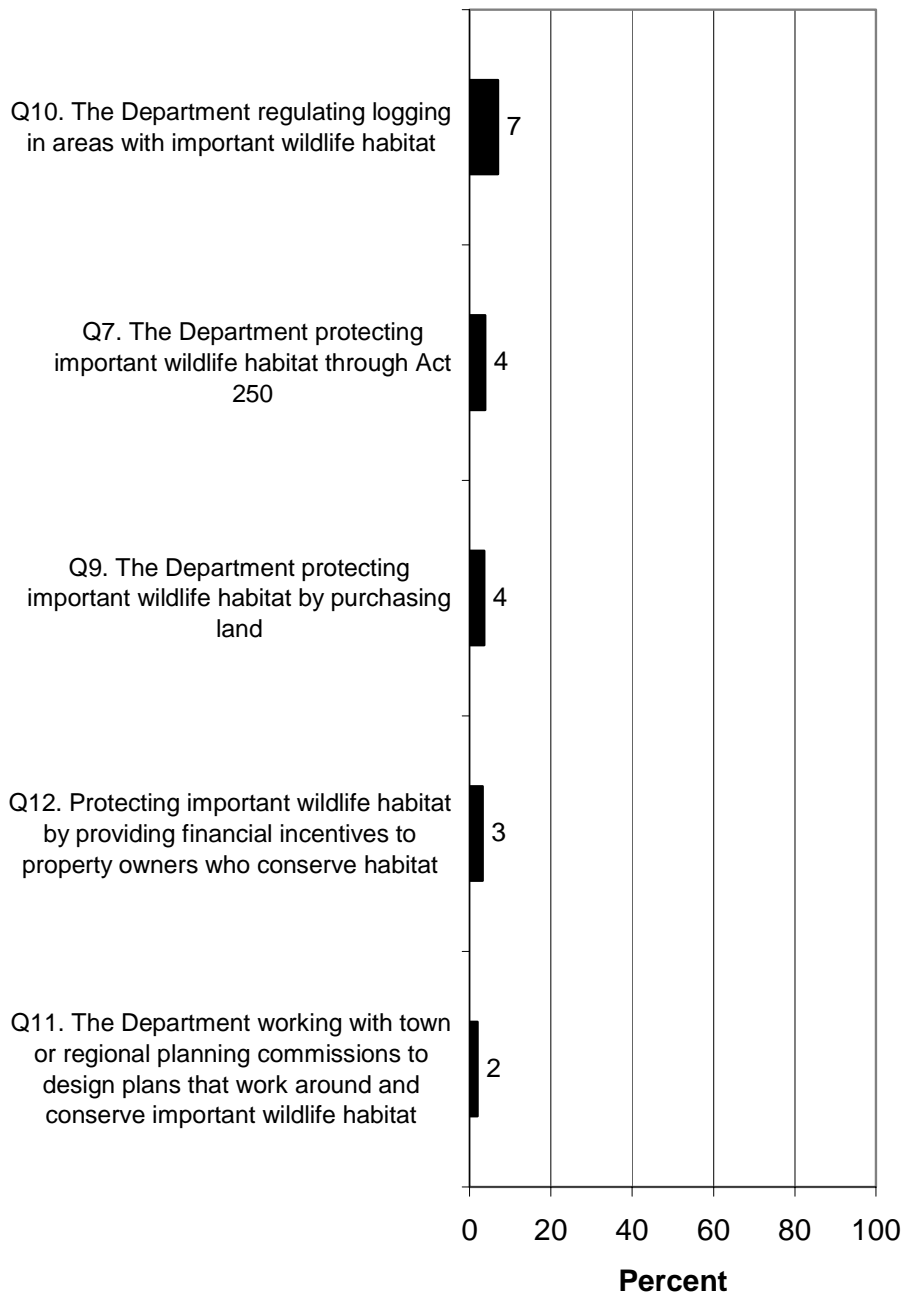
Q7, 9-12. Percent who strongly support the following.



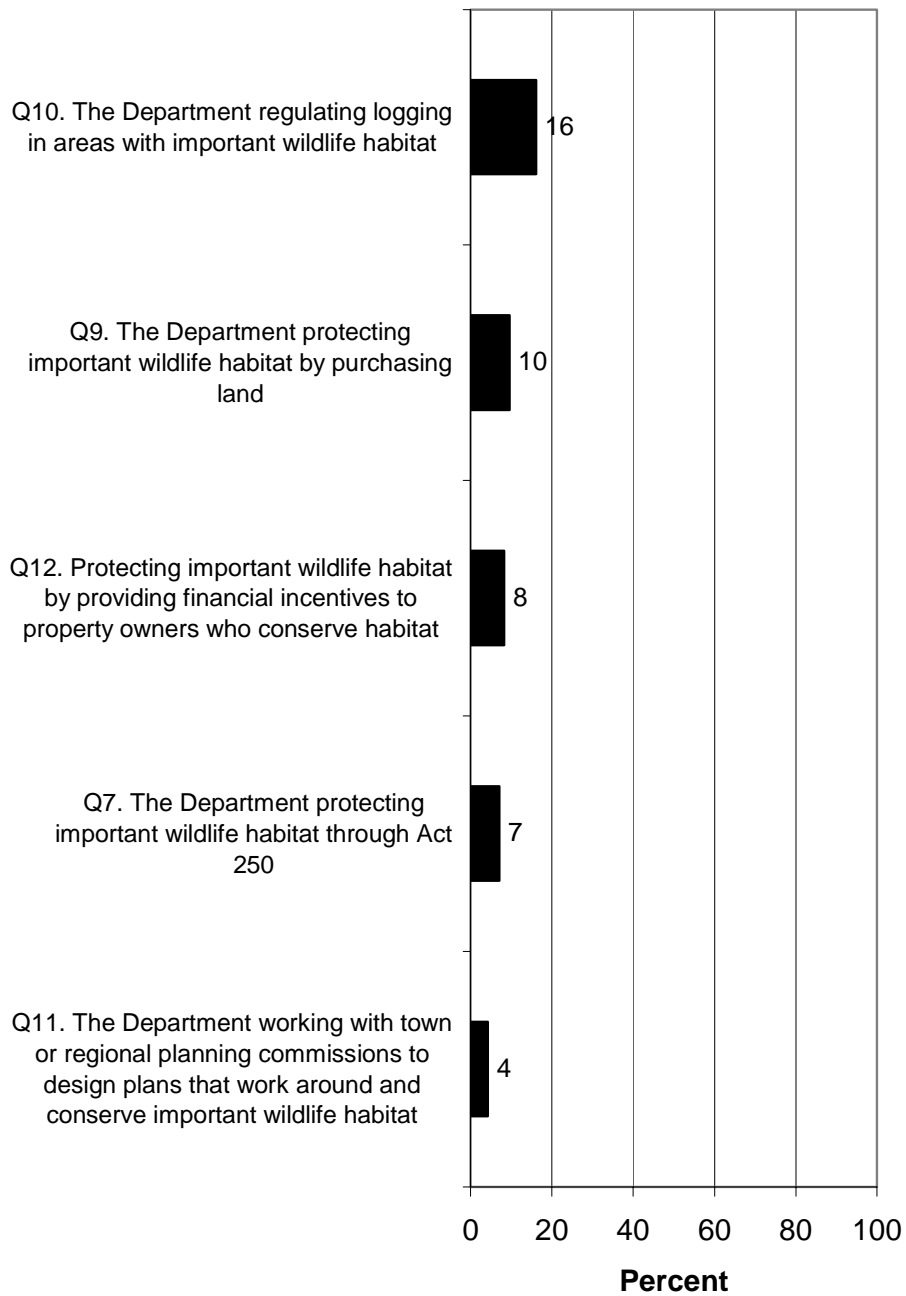
Q7, 9-12. Percent who strongly or moderately support the following.



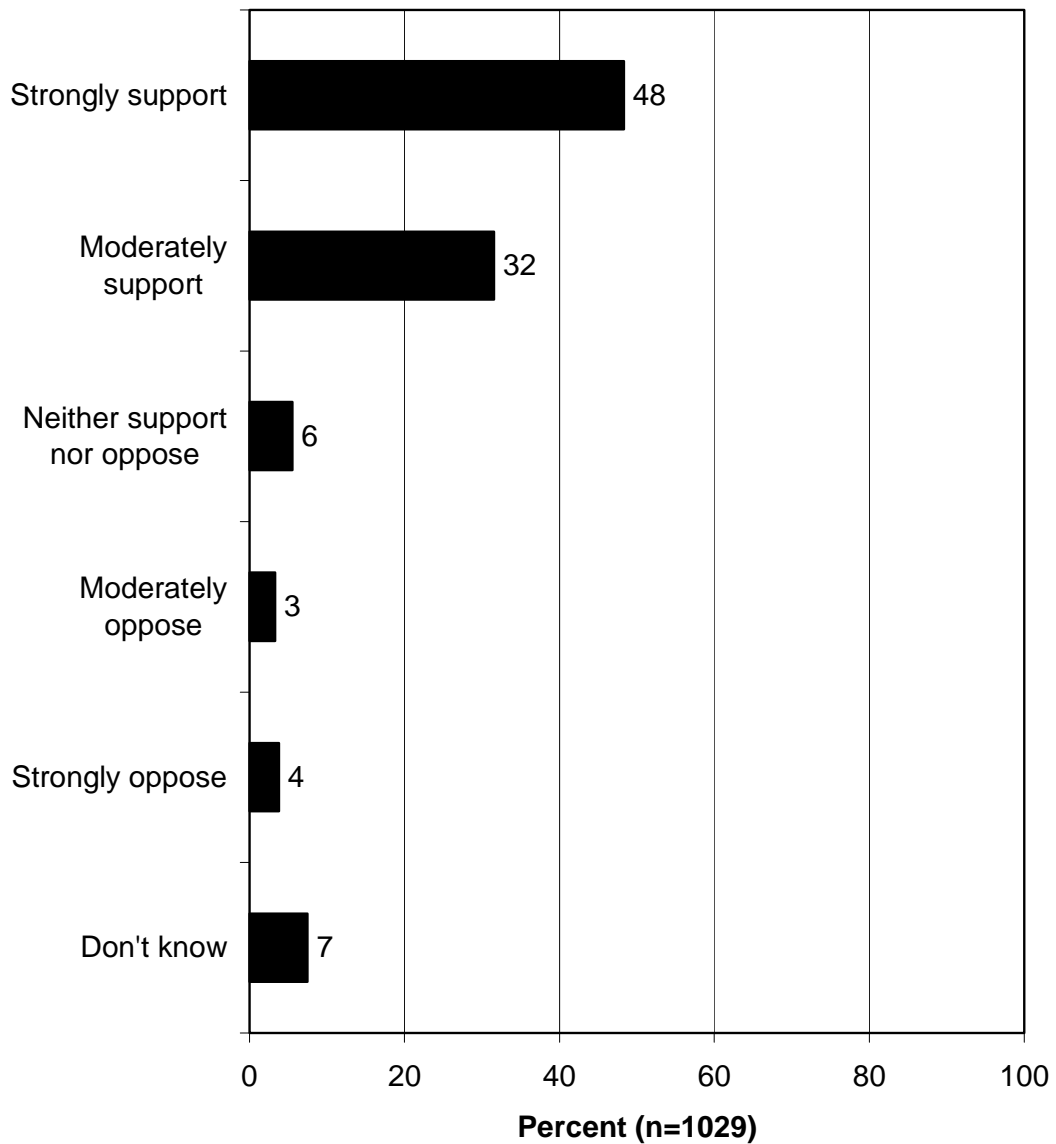
Q7, 9-12. Percent who strongly oppose the following.



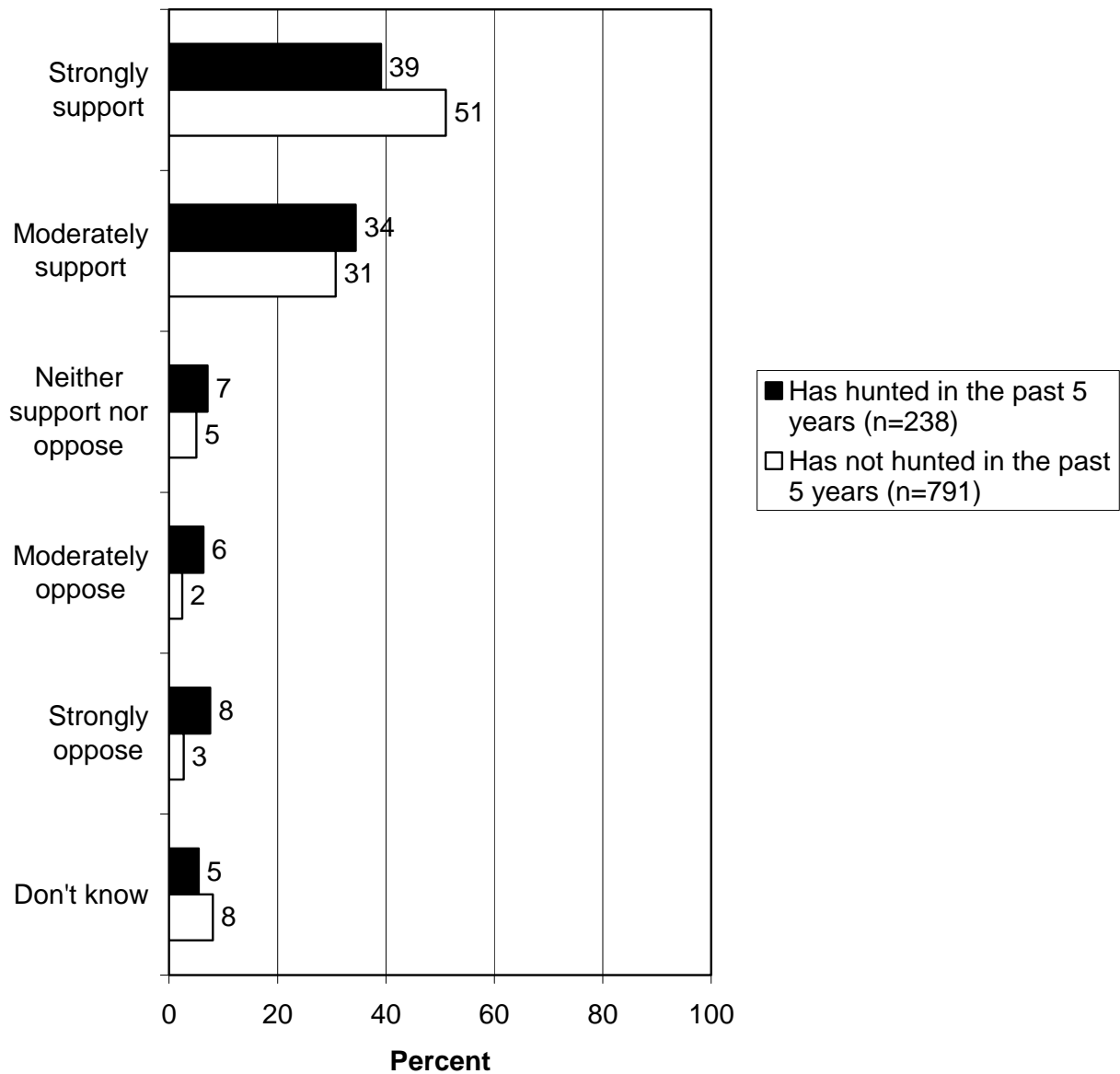
Q7, 9-12. Percent who moderately or strongly oppose the following.



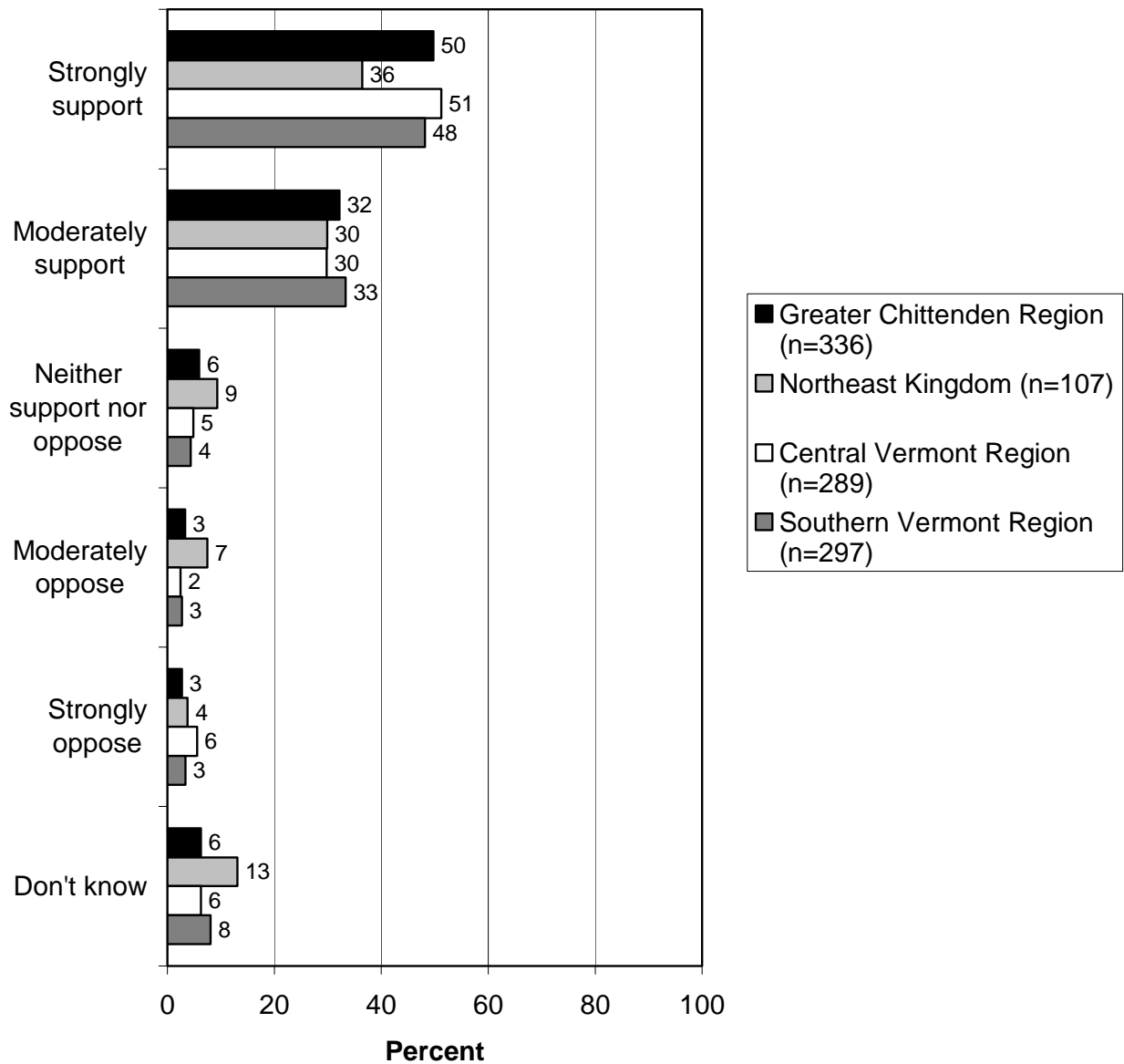
Q7. Do you support or oppose the Vermont Fish and Wildlife Department protecting important wildlife habitat through Act 250? (Act 250 is a state law which enables the Department to evaluate the impacts of development proposals on important habitats.)



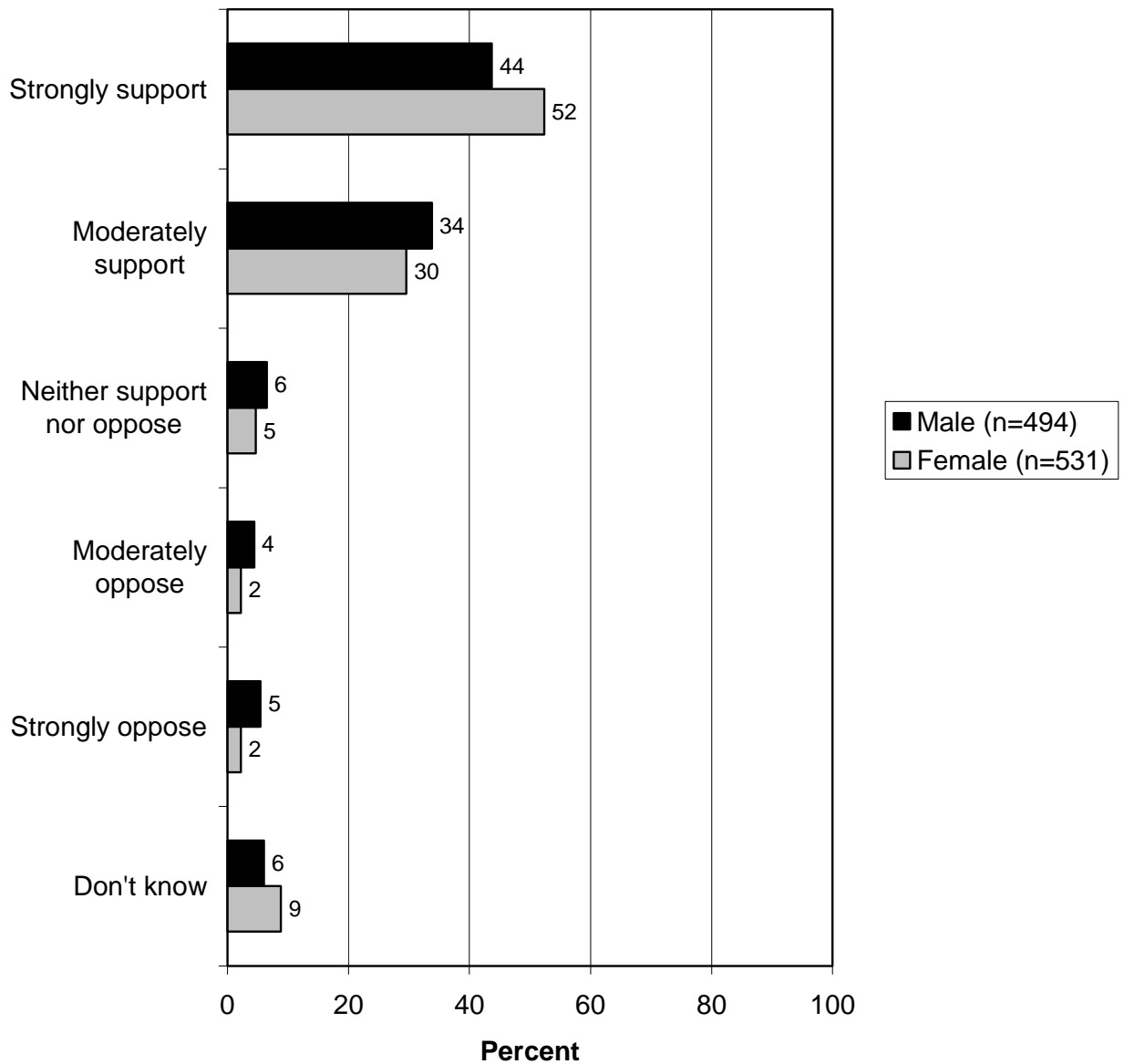
Q7. Do you support or oppose the Vermont Fish and Wildlife Department protecting important wildlife habitat through Act 250? (Act 250 is a state law which enables the Department to evaluate the impacts of development proposals on important habitats.)



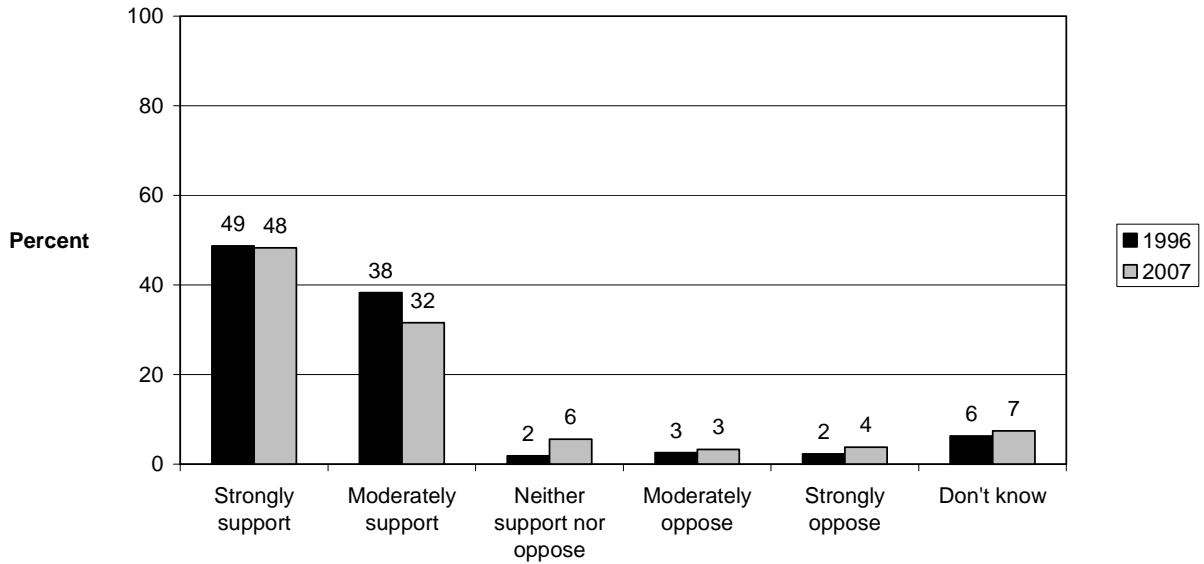
Q7. Do you support or oppose the Vermont Fish and Wildlife Department protecting important wildlife habitat through Act 250? (Act 250 is a state law which enables the Department to evaluate the impacts of development proposals on important habitats.)



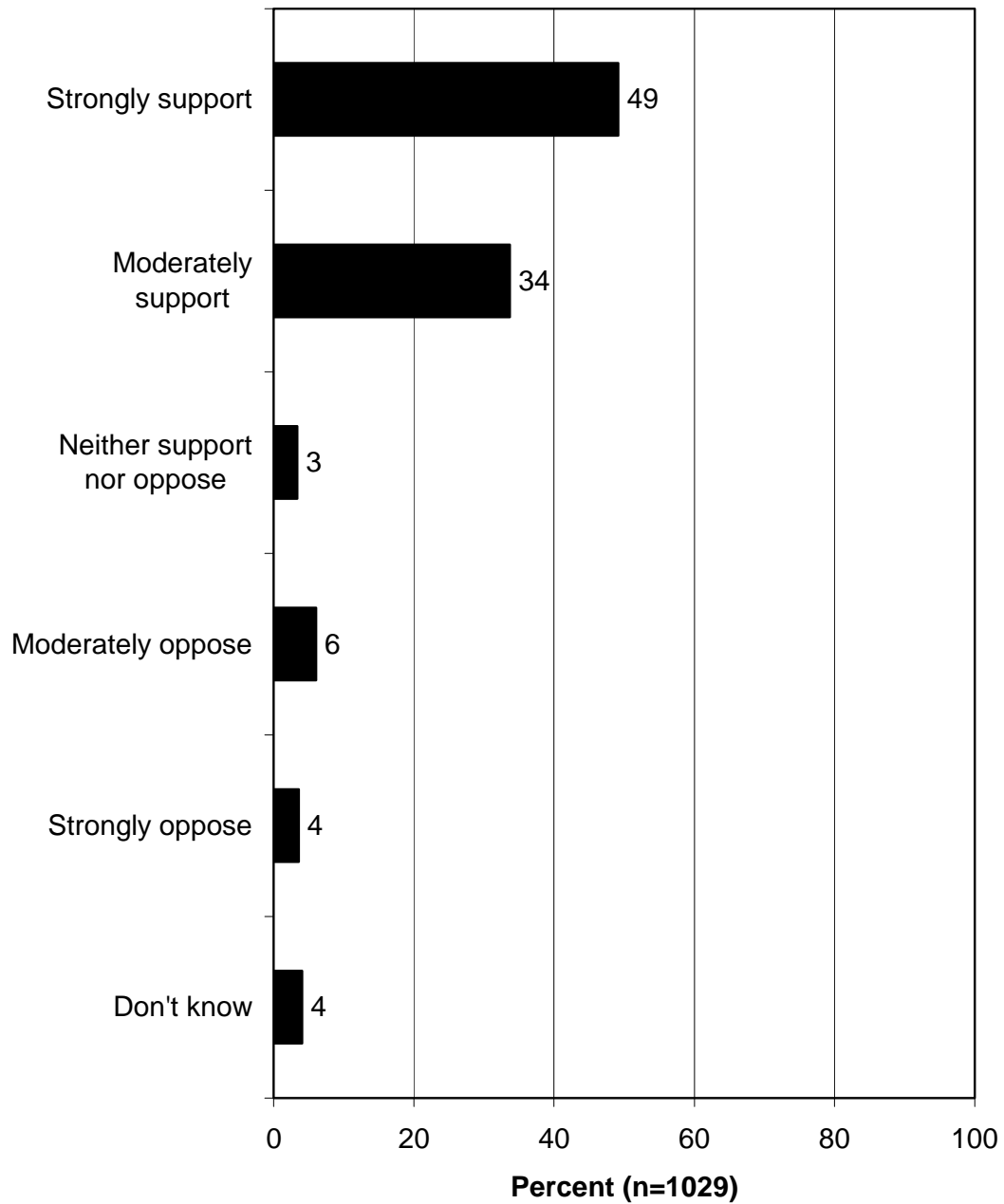
Q7. Do you support or oppose the Vermont Fish and Wildlife Department protecting important wildlife habitat through Act 250? (Act 250 is a state law which enables the Department to evaluate the impacts of development proposals on important habitats.)



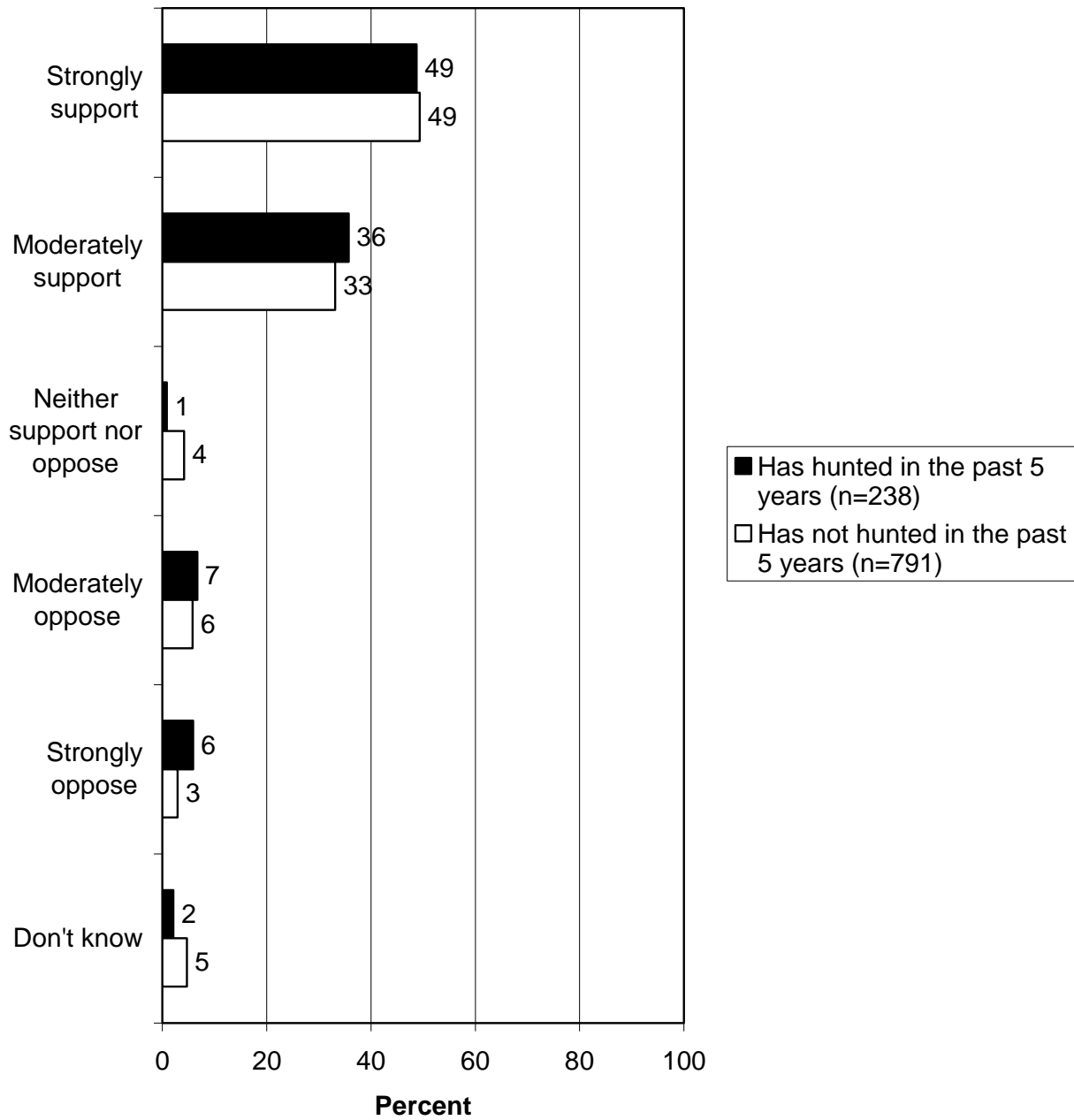
Do you support or oppose the Vermont Fish and Wildlife Department protecting important wildlife habitat through Act 250? (Act 250 is a state law which enables the Department to evaluate the impacts of development proposals on important habitats.)



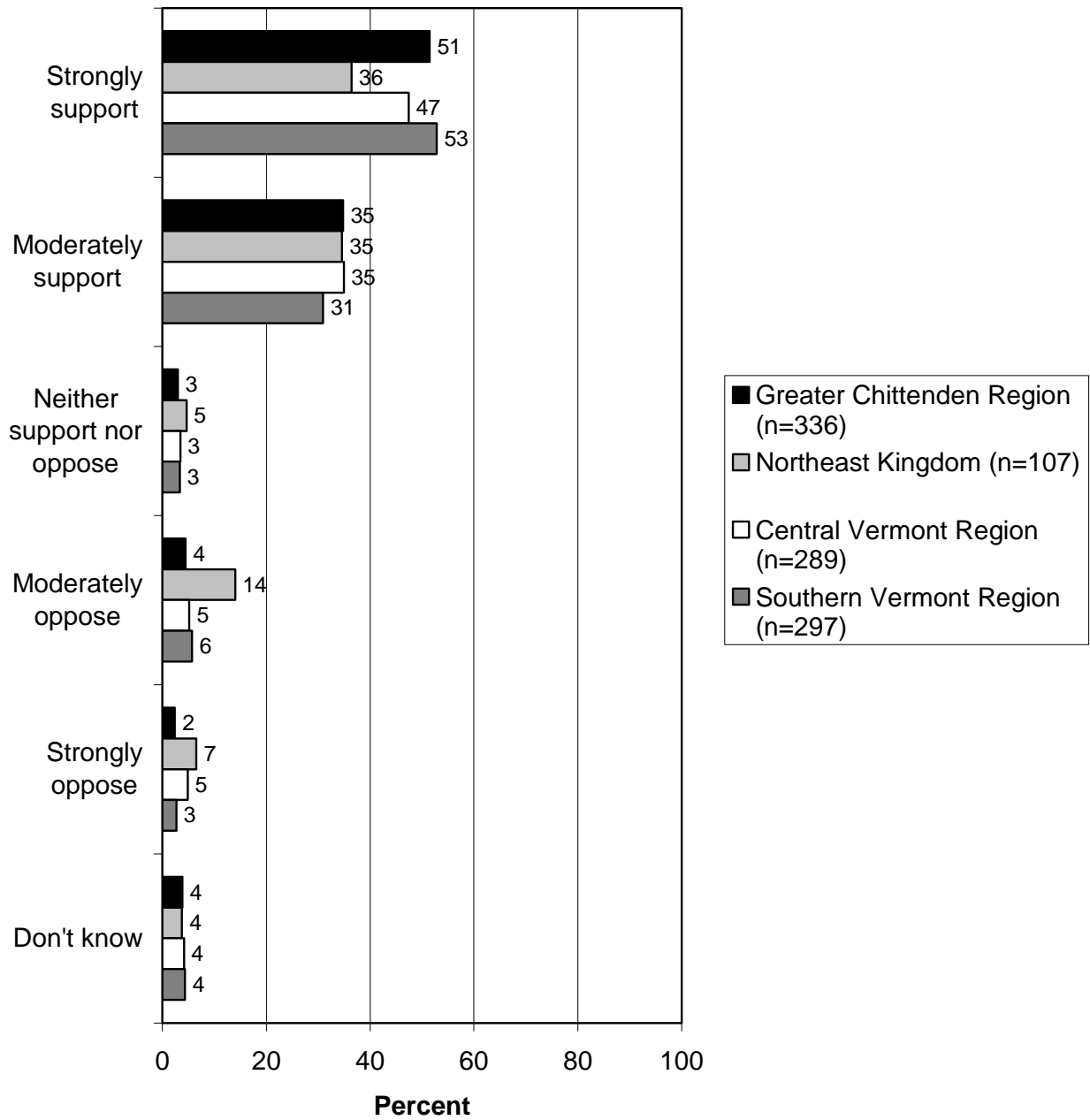
Q9. Do you support or oppose the Department protecting important wildlife habitat by purchasing land?



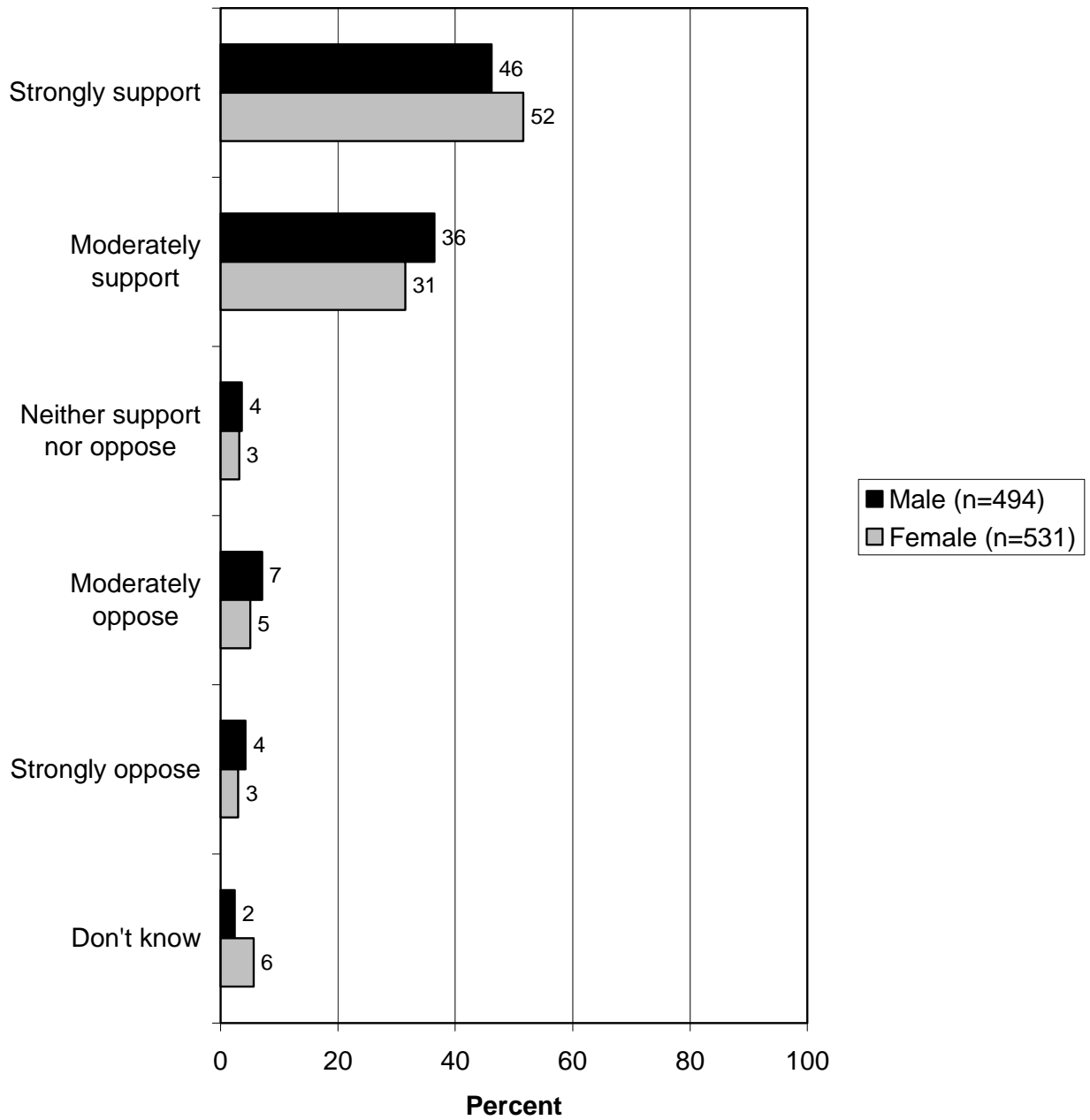
Q9. Do you support or oppose the Department protecting important wildlife habitat by purchasing land?



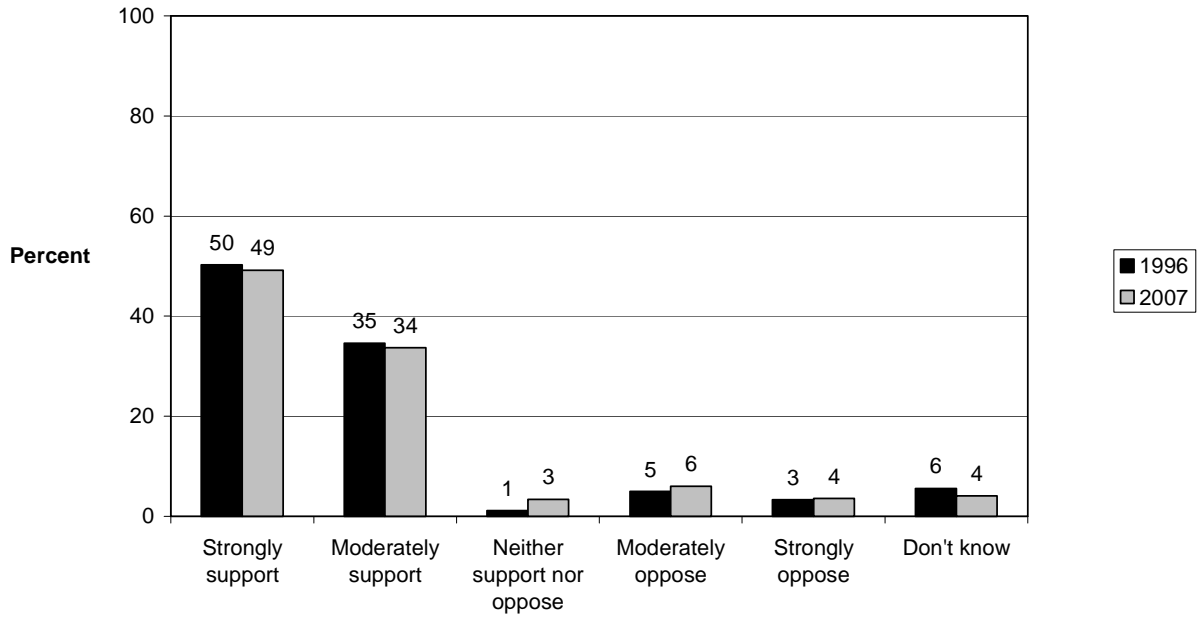
Q9. Do you support or oppose the Department protecting important wildlife habitat by purchasing land?



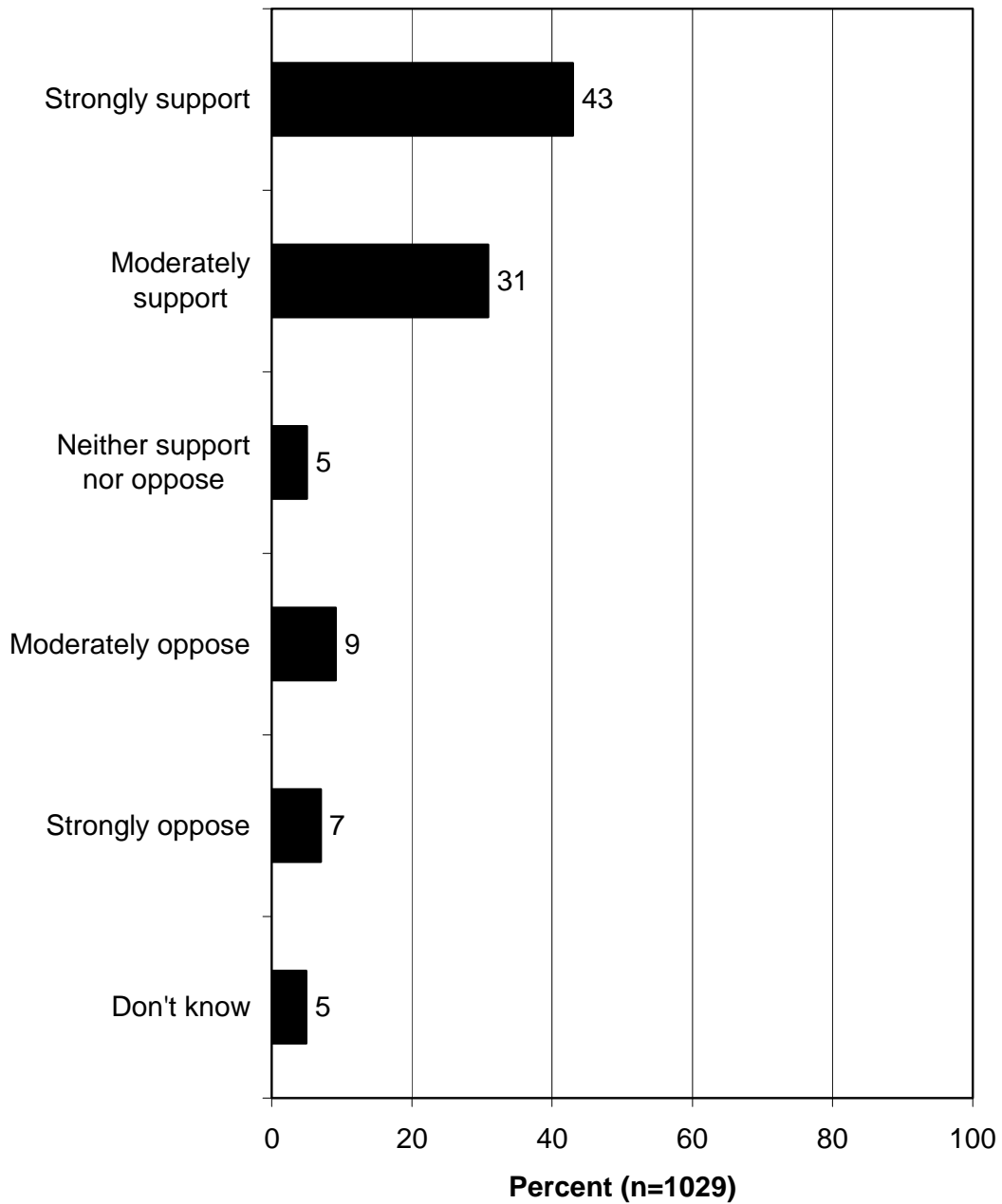
Q9. Do you support or oppose the Department protecting important wildlife habitat by purchasing land?



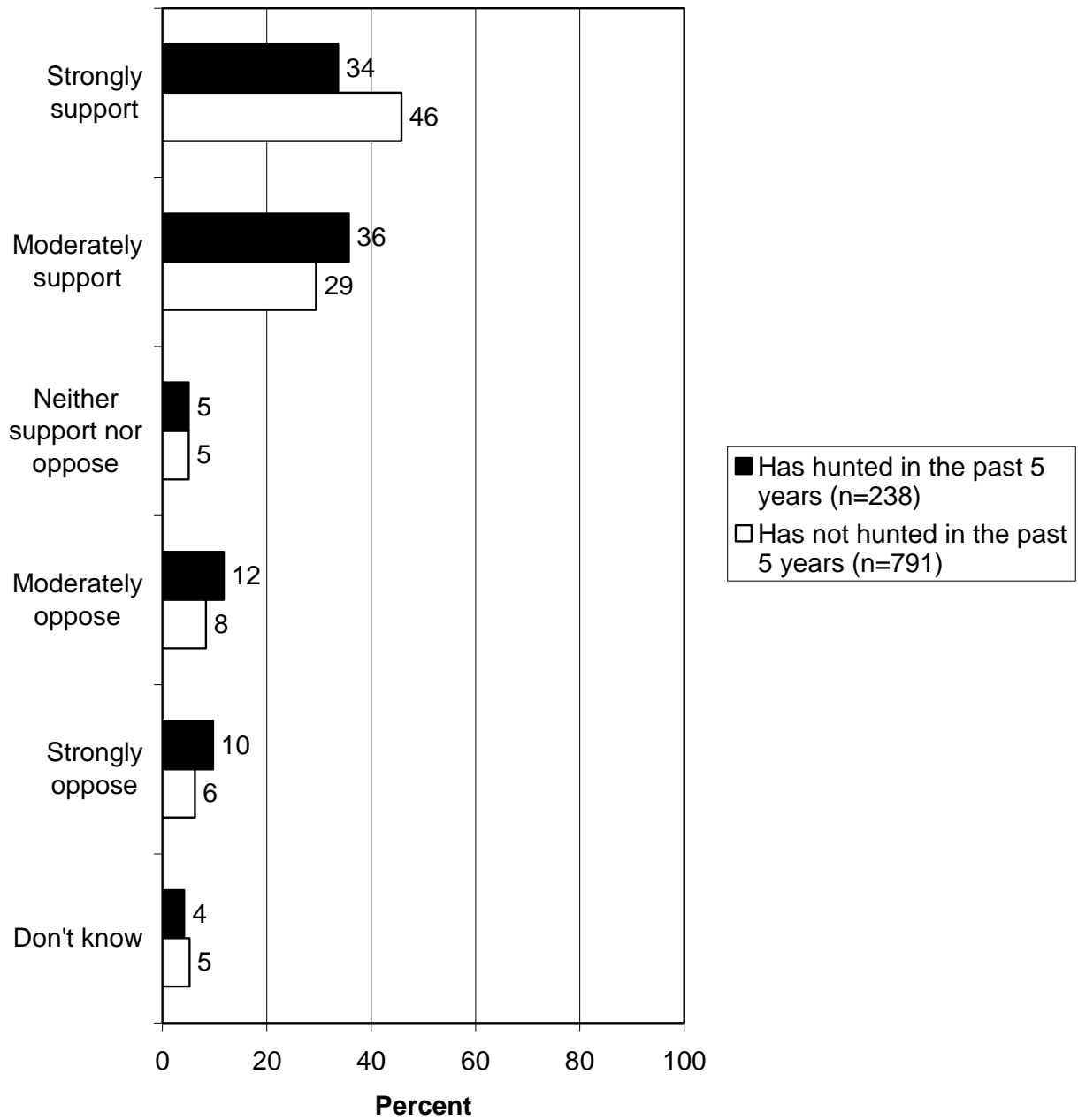
Do you support or oppose the Department protecting important wildlife habitat by purchasing land?



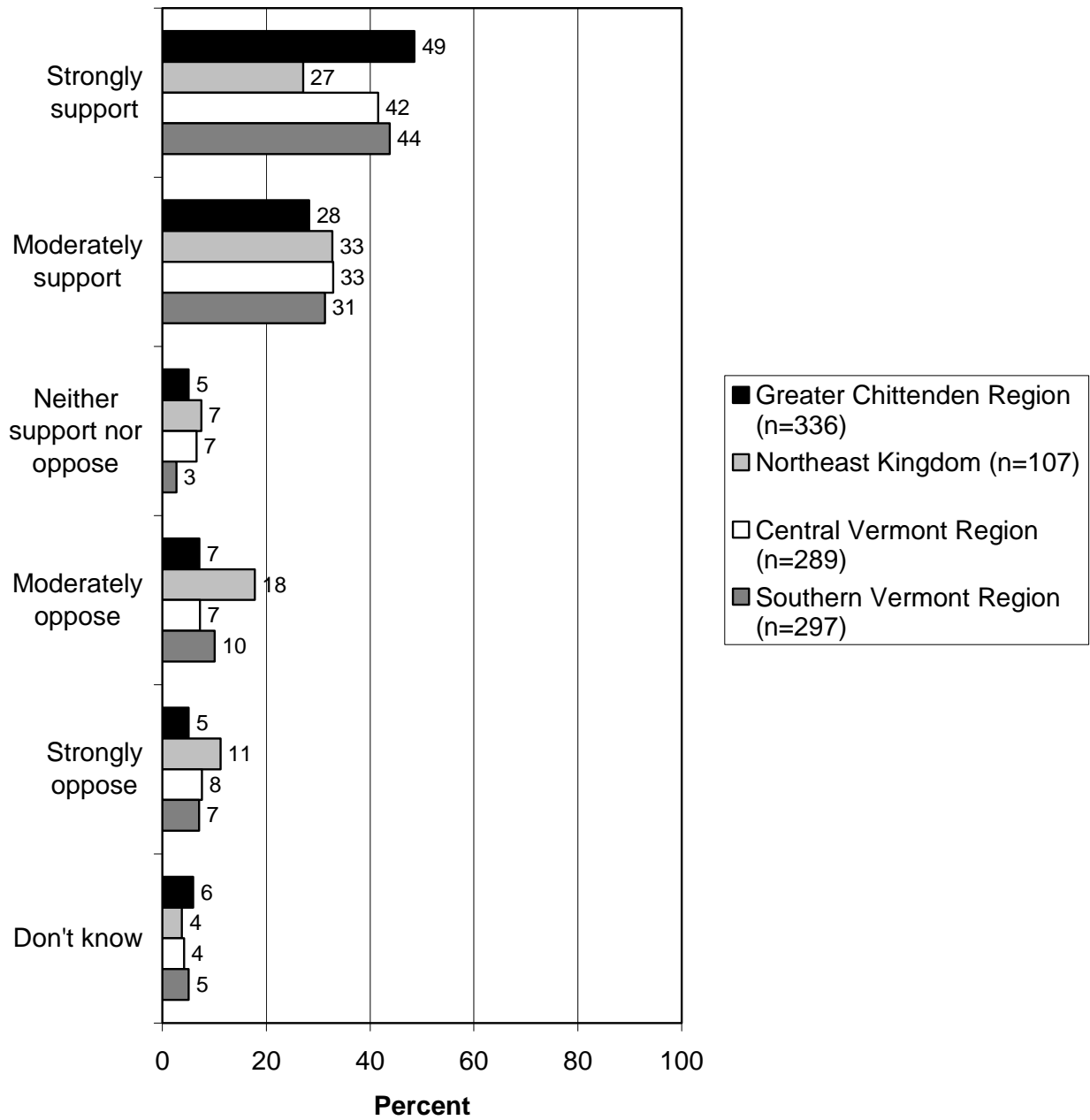
Q10. Do you support or oppose the Department regulating logging in areas with important wildlife habitat?



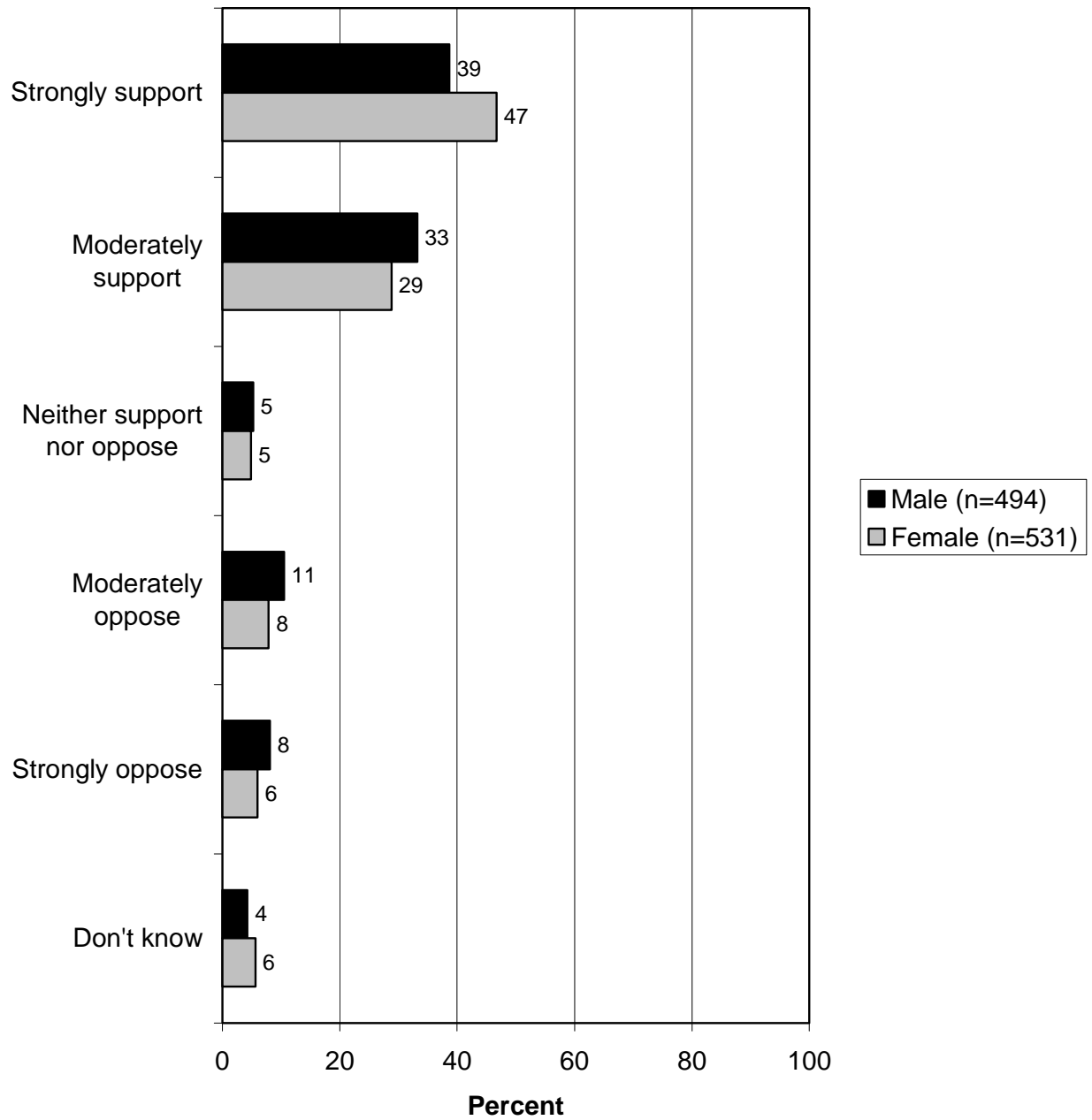
Q10. Do you support or oppose the Department regulating logging in areas with important wildlife habitat?



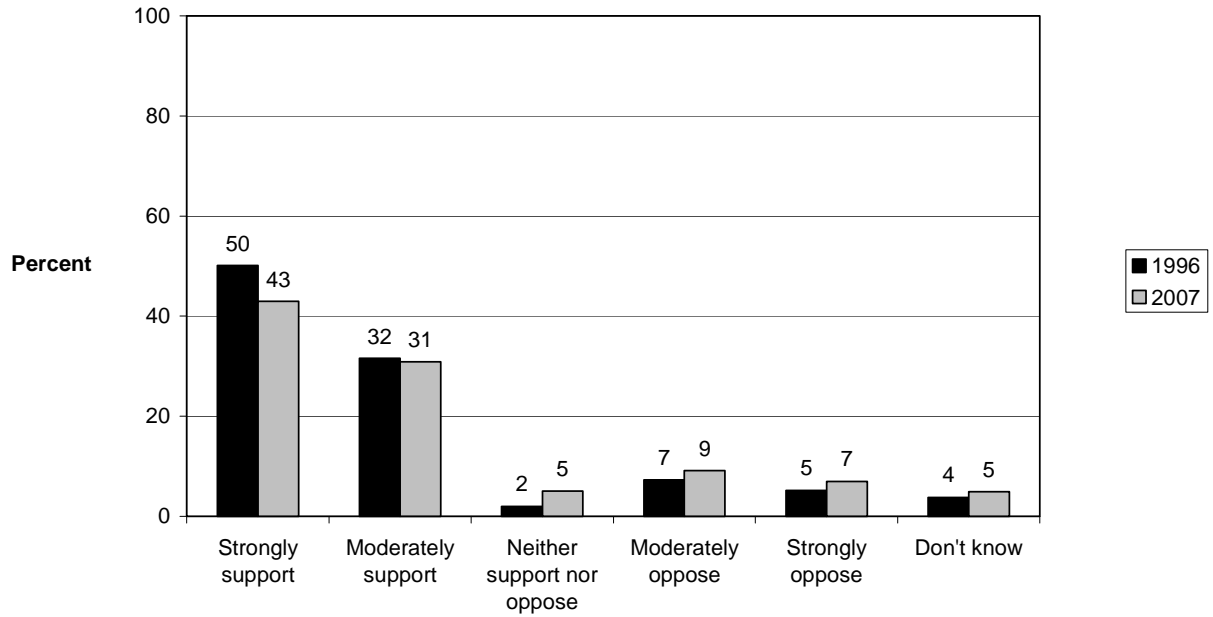
Q10. Do you support or oppose the Department regulating logging in areas with important wildlife habitat?



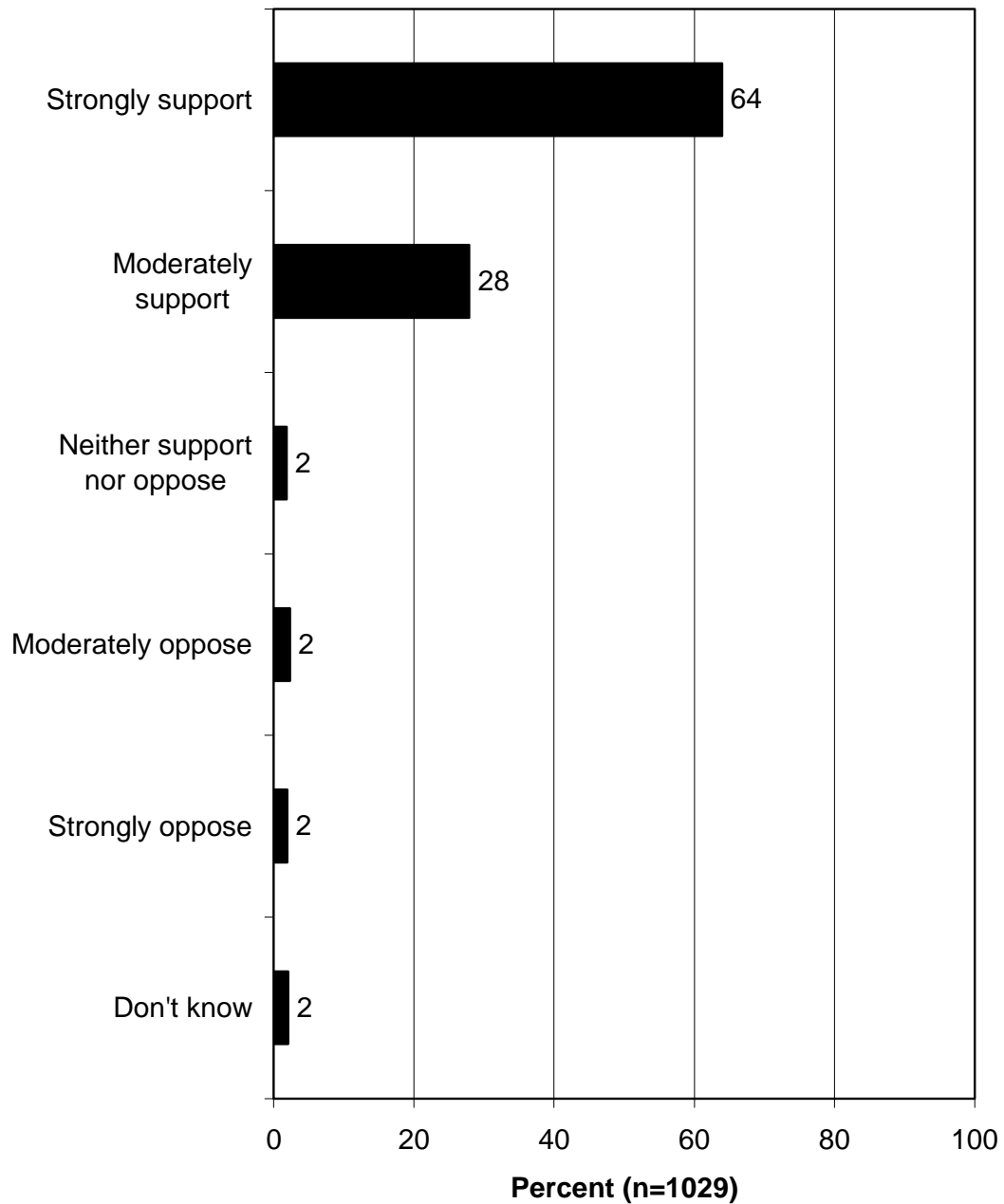
Q10. Do you support or oppose the Department regulating logging in areas with important wildlife habitat?



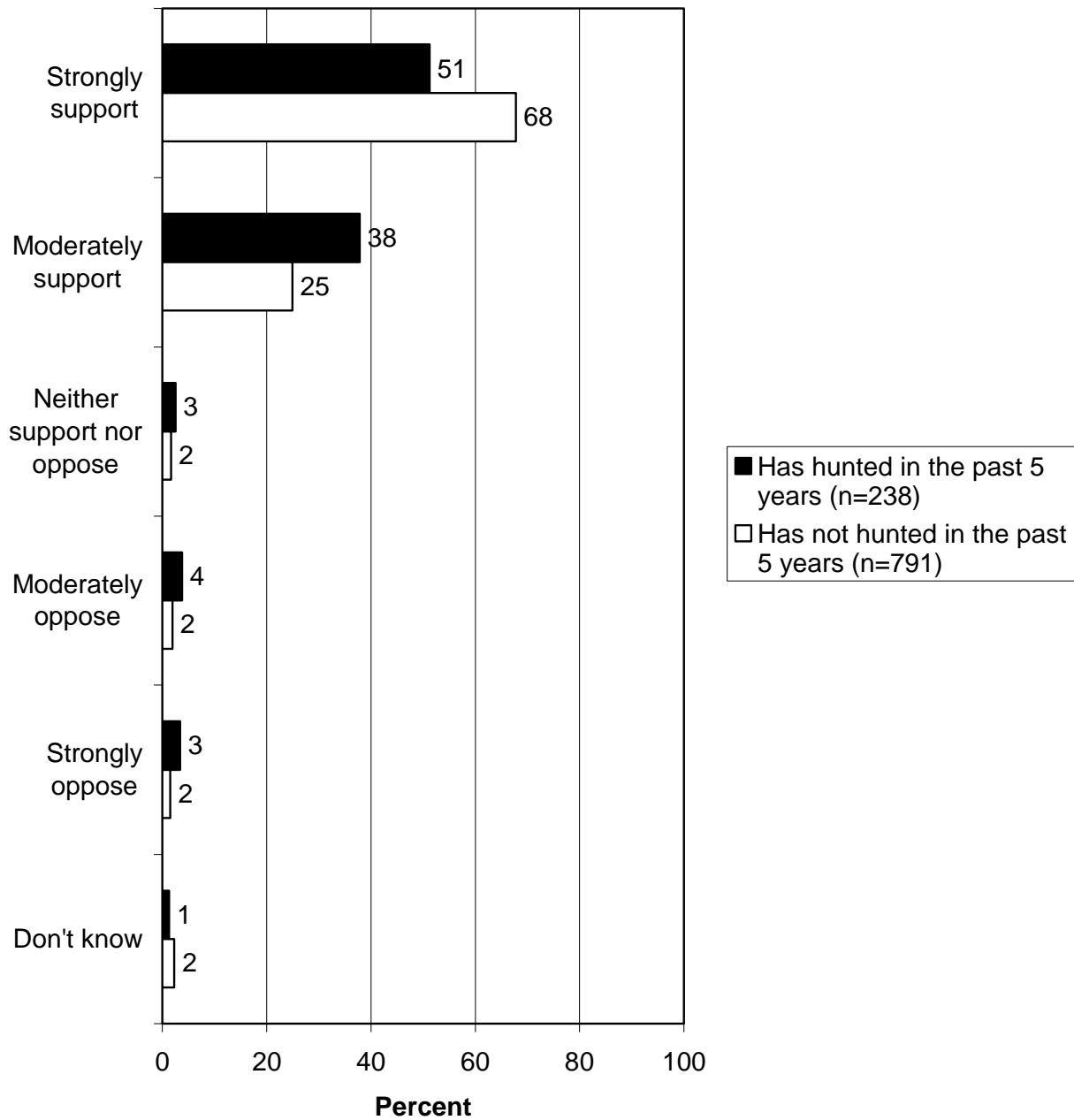
Do you support or oppose the Department regulating logging in areas with important wildlife habitat?



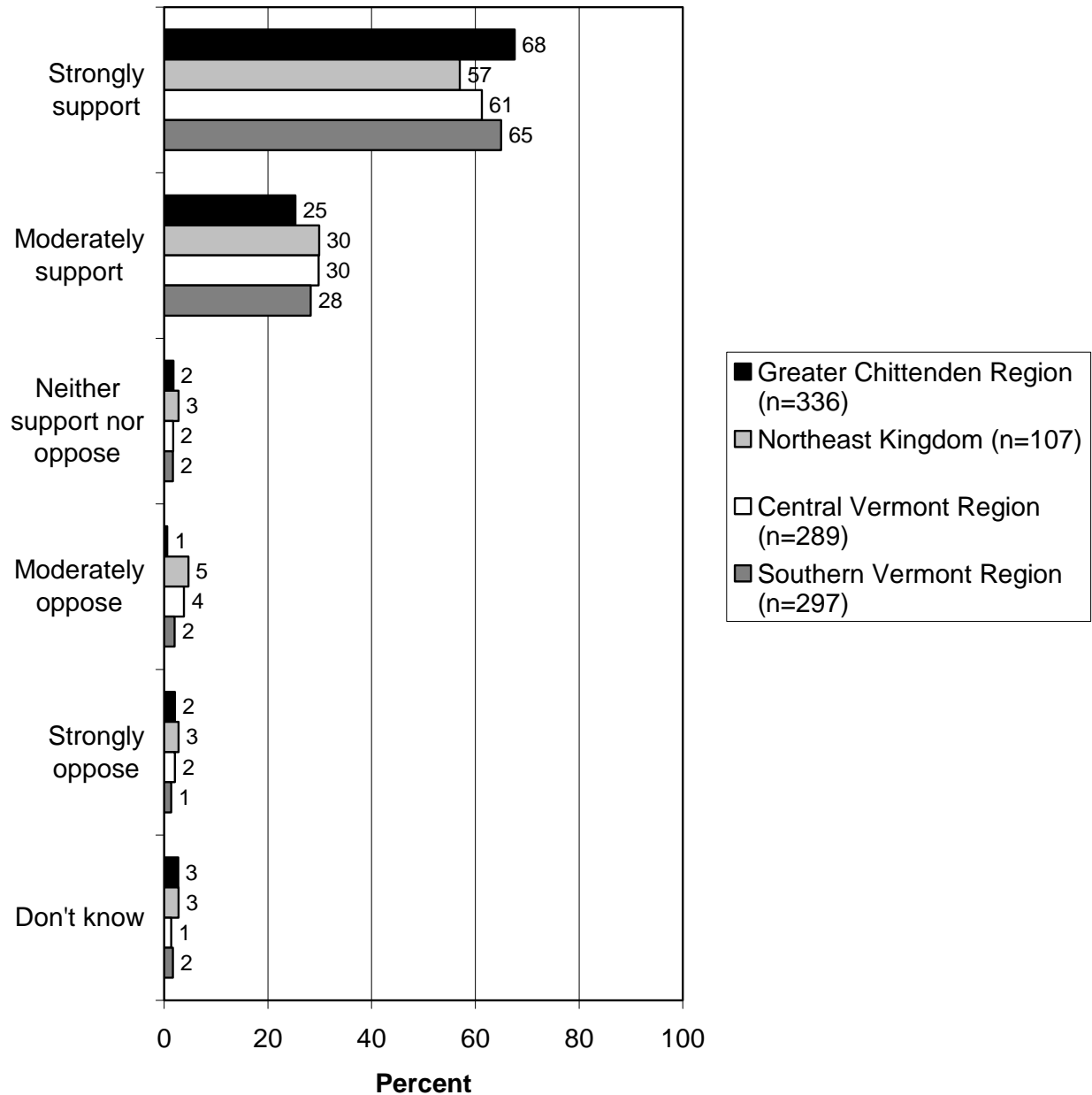
Q11. Do you support or oppose the Department working with town or regional planning commissions to design plans that work around and conserve important wildlife habitat?



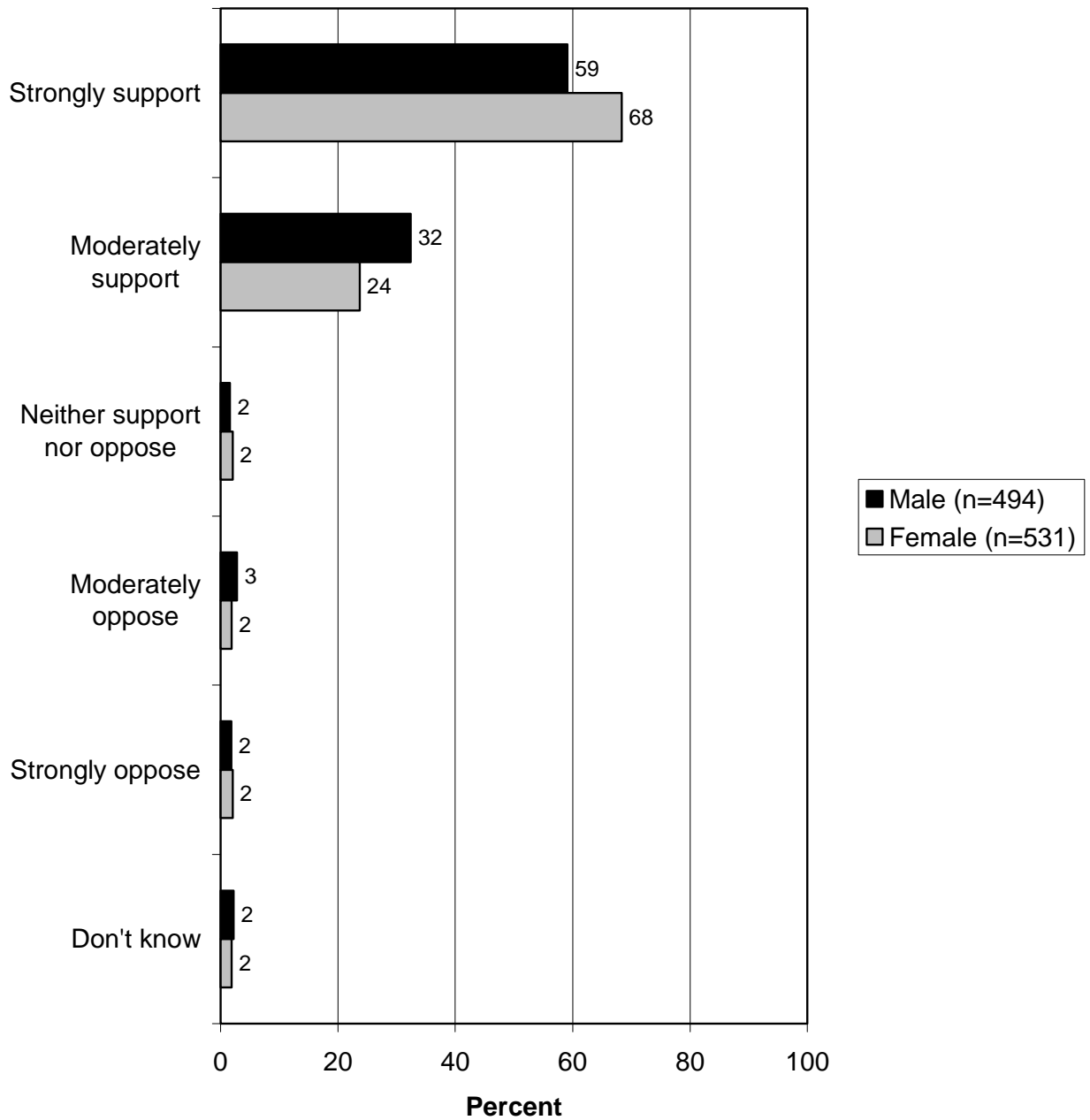
Q11. Do you support or oppose the Department working with town or regional planning commissions to design plans that work around and conserve important wildlife habitat?



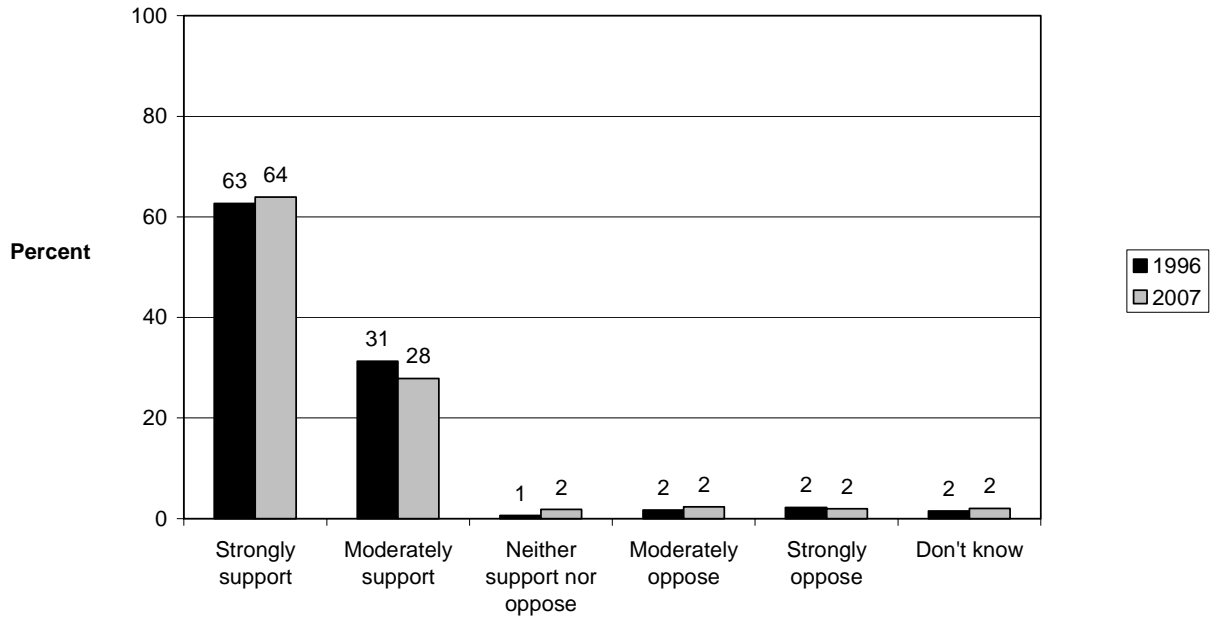
Q11. Do you support or oppose the Department working with town or regional planning commissions to design plans that work around and conserve important wildlife habitat?



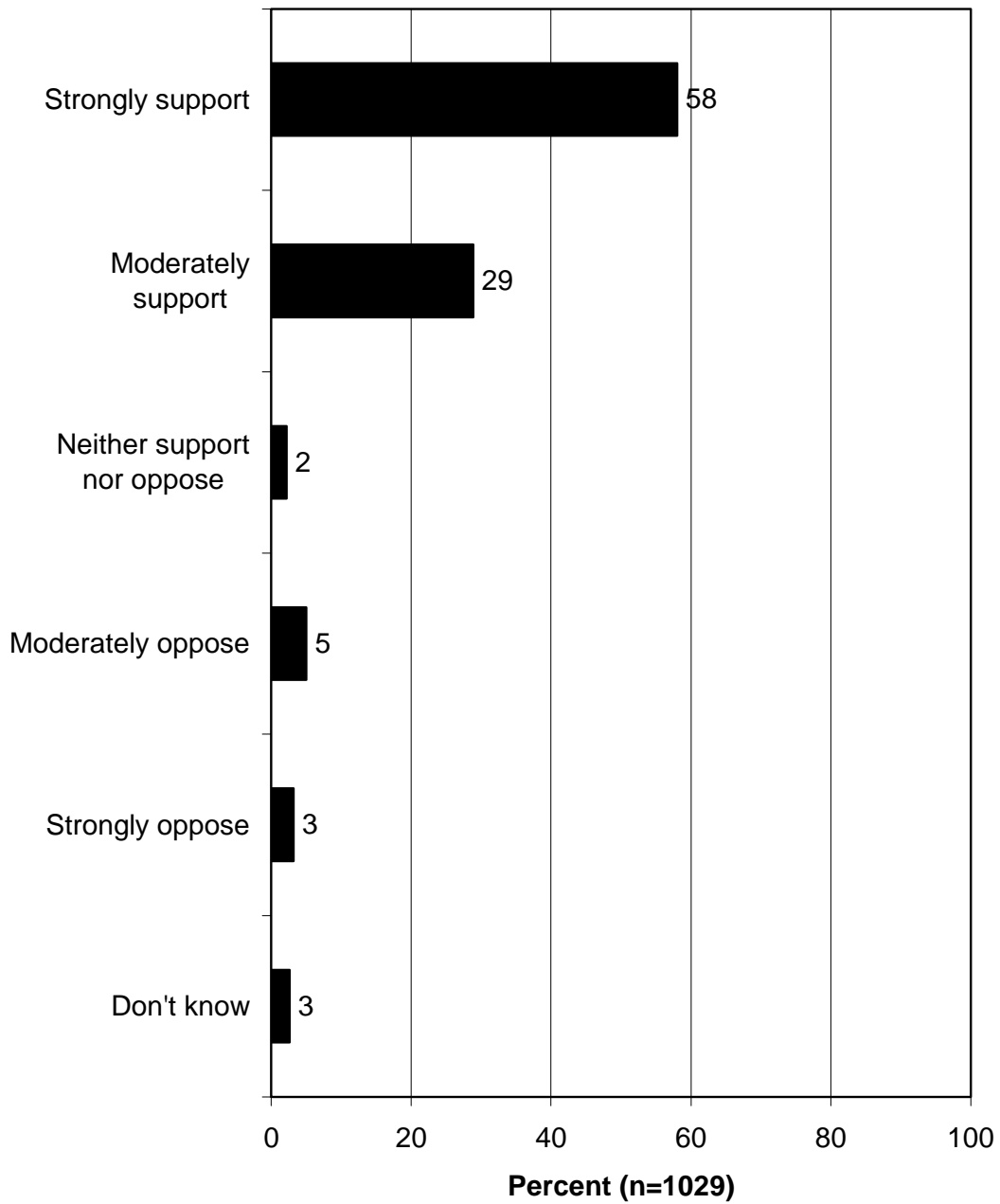
Q11. Do you support or oppose the Department working with town or regional planning commissions to design plans that work around and conserve important wildlife habitat?



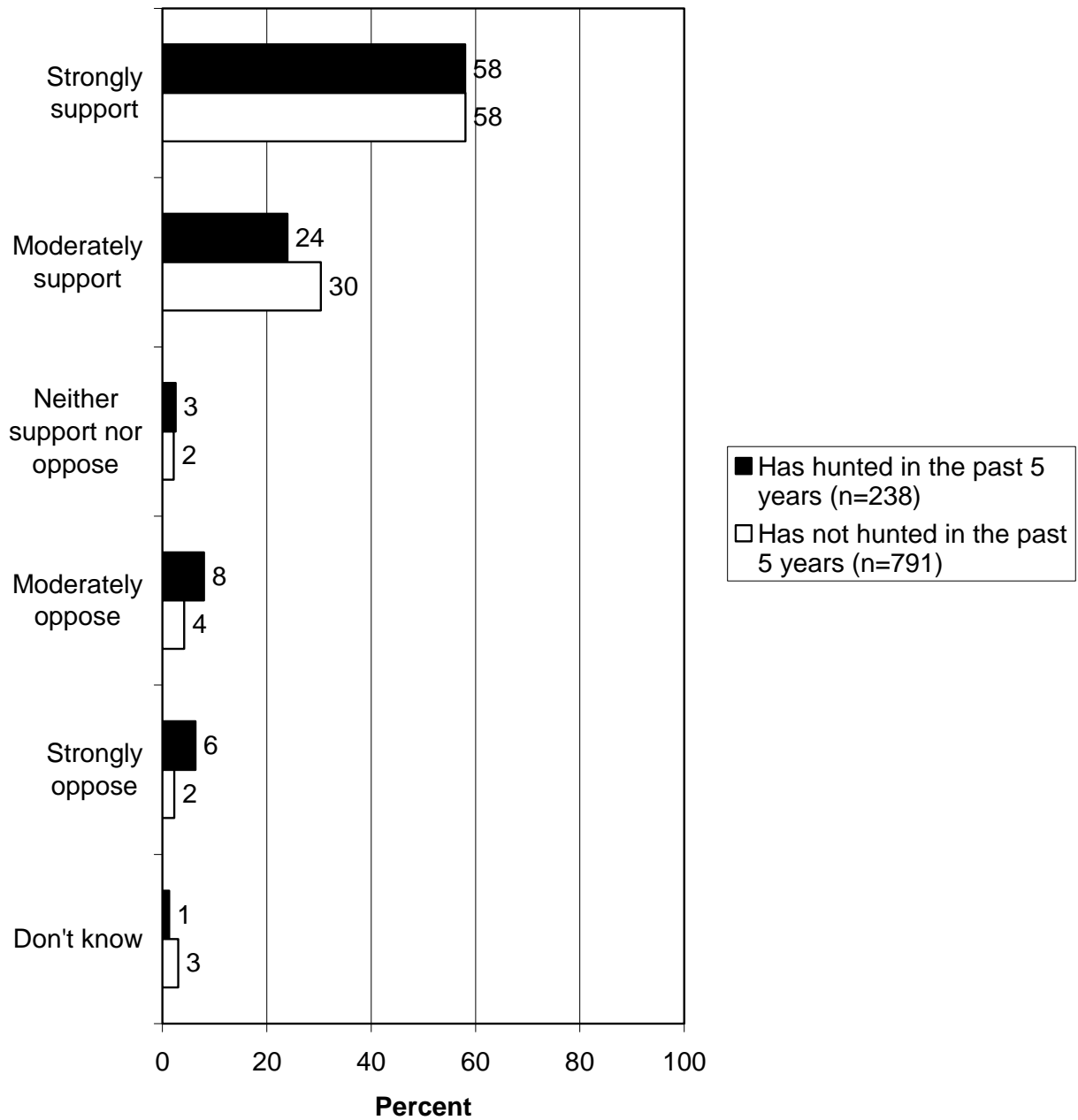
Do you support or oppose the Department working with town or regional planning commissions to design plans that work around and conserve important wildlife habitat?



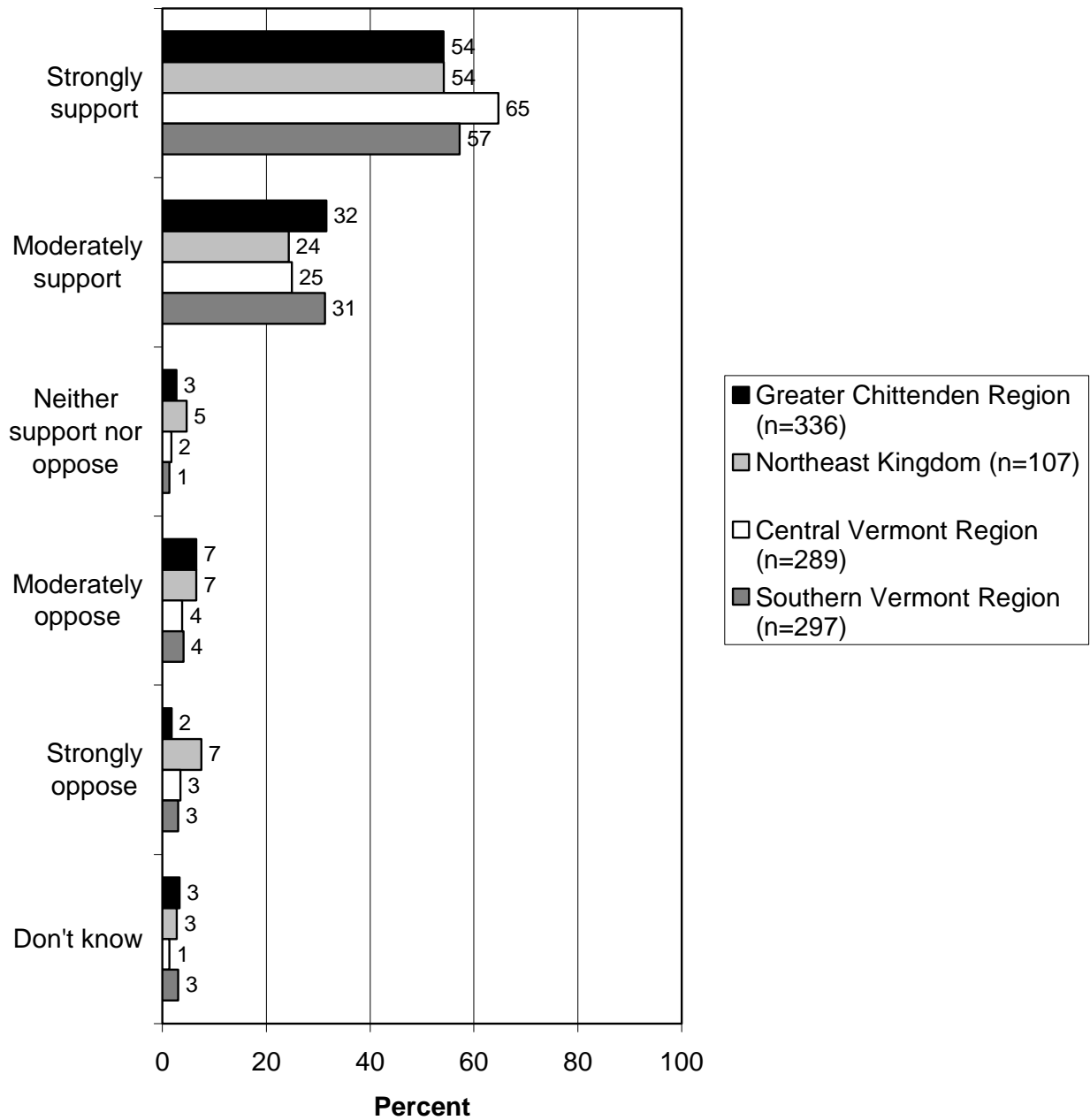
Q12. Do you support or oppose protecting important wildlife habitat by providing financial incentives to property owners who conserve habitat?



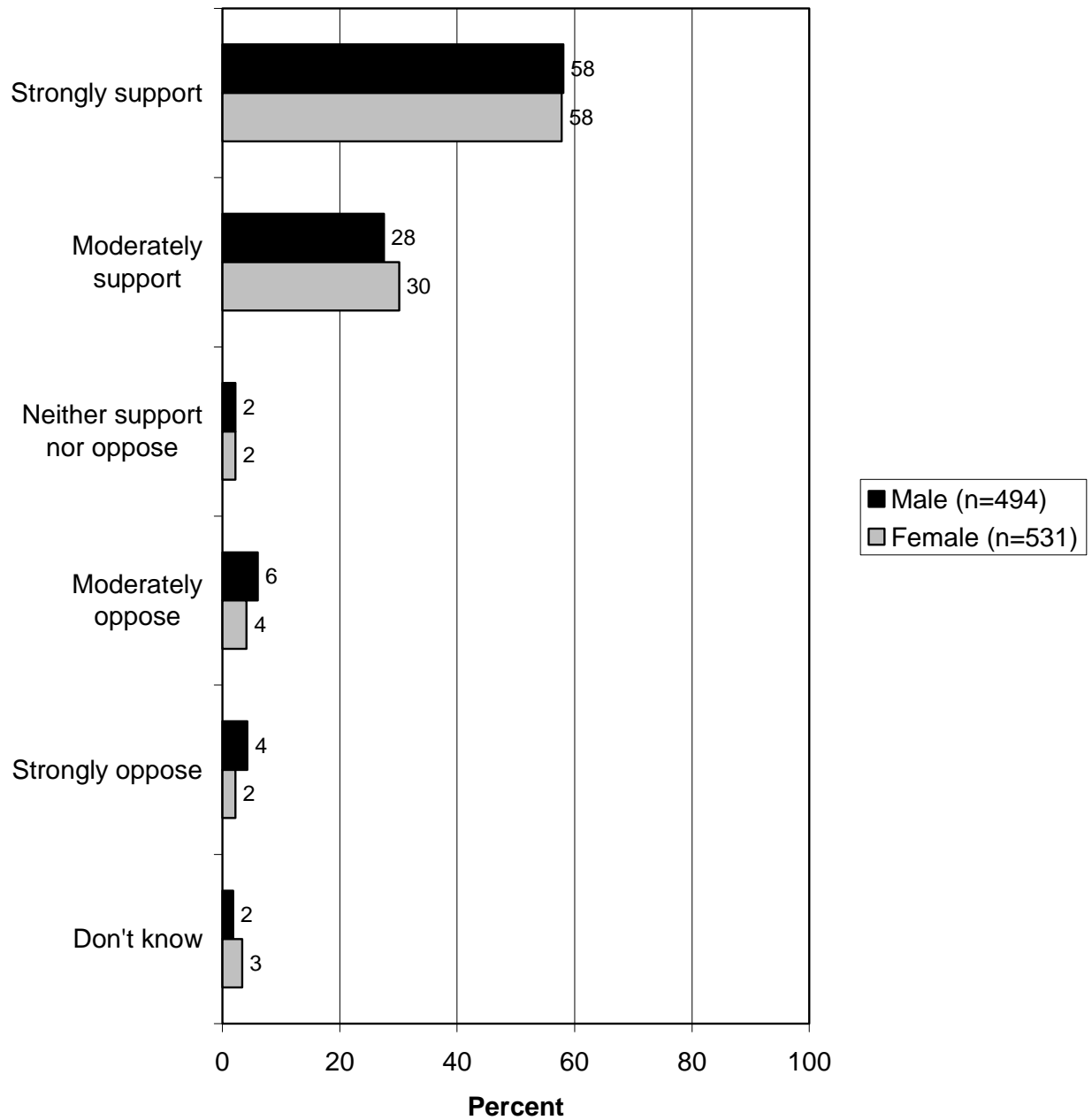
Q12. Do you support or oppose protecting important wildlife habitat by providing financial incentives to property owners who conserve habitat?



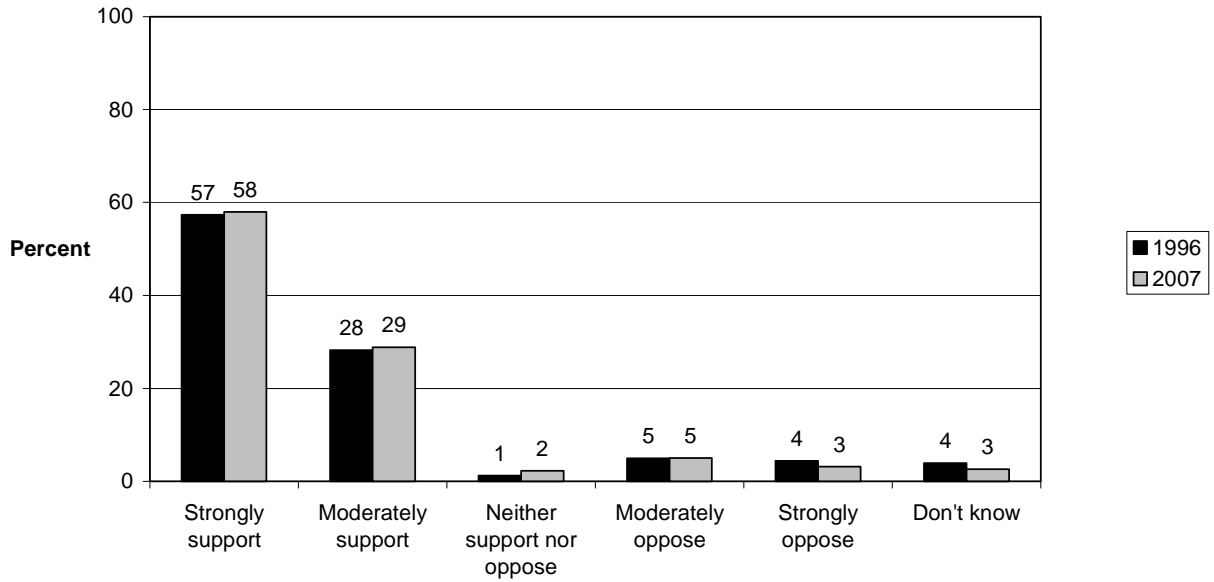
Q12. Do you support or oppose protecting important wildlife habitat by providing financial incentives to property owners who conserve habitat?



Q12. Do you support or oppose protecting important wildlife habitat by providing financial incentives to property owners who conserve habitat?



Do you support or oppose protecting important wildlife habitat by providing financial incentives to property owners who conserve habitat?



OPINIONS ON MANAGEMENT OF VARIOUS WILDLIFE POPULATIONS

- While most commonly Vermont residents want to see the deer population in their county remain the same (48%), about a third want to see it increased (32%); very few want to see it decreased (5%).
 - Common reasons for wanting the deer population increased include improving hunter success rates and/or improving the chance of seeing a deer.
 - Common reasons for wanting the deer population decreased are to reduce human-wildlife conflicts, particularly reducing vehicle collisions, to reduce agricultural and timber losses, and simply because the ecosystem needs fewer deer.
 - Hunters are much more likely than are non-hunters to say that the deer population should be increased (66% of hunters want the deer population increased, but only 22% of non-hunters do). Improving the hunter success rate is the motivation for wanting an increase.
 - Northeast Kingdom residents are much less likely than are residents of the other regions to want to see the deer population increased.
 - Men are more likely than are women to want an increase in the deer population.
 - A crosstabulation found that those who have experienced damage to their vehicle and/or to their personal property are not markedly different than those who have not experienced damage regarding their opinions on the deer population.

- The nonparametric analysis found the following correlations with saying that the deer population should be increased:
 - Says the black bear, moose, wild turkey, and beaver populations in his/her county should be increased (but also with saying that the wild turkey and beaver populations should be decreased—in other words, either answer for these species other than “remain the same”)
 - Supports one of the four funding mechanisms
 - Has hunted in the past 5 years
 - Is male, highest educational level is no more than high school (with or without a diploma or equivalency), is 18-34 years of age, lives in a rural area

- The nonparametric analysis found the following correlations with saying that the deer population should be decreased:
 - Says the moose and black bear populations in his/her county should be decreased

- Spent money to prevent damage from wildlife, and has had property damage from wildlife
 - Is older than the median age
- A majority of Vermonters (66%) agree that the 2005 law making it illegal for the public to feed wild deer is important in helping to prevent the spread of deer diseases.
- Non-hunters are more likely than are hunters to agree: 70% of non-hunters agree, but only 57% of hunters do so.
 - Women are more likely than are men to agree: 71% of women agree, but only 61% of men agree.
- The nonparametric analysis found the following correlations with agreeing that the 2005 law making it illegal for the public to feed wild deer is important for helping to prevent the spread of deer diseases:
- Supports one of the five habitat protection/conservation efforts
 - Supports two of the four funding mechanisms
 - Has never hunted
 - Has a Bachelor's degree (with or without a higher degree), and is female
- The majority of Vermonters (54%) want to see the moose population in their county remain the same; nonetheless, 19% want to see it increased, and 10% want to see it decreased.
- The most common reason for wanting the moose population to be increased is to improve the chances of seeing a moose.
 - The most common reasons for wanting the moose population to be decreased are to reduce vehicle collisions with moose and to reduce human-moose conflicts.
 - Hunters are more likely than are non-hunters to want an increase *or* decrease (“remain the same” is nearly identical) because hunters have lower percentages who have no opinion or who do not know: 41% of hunters want a change (increase or decrease), while only 26% of non-hunters want a change; 5% of hunters have no opinion or don't know, while 21% of non-hunters have no opinion or don't know. In reasons for an increase, hunters more often than non-hunters want the increase as a way to improve hunter success rate. Regarding reasons for wanting a decrease, hunters and non-hunters differ markedly for each reason given.

- Northeast Kingdom residents are much more likely than are residents of the other regions to want to see the moose population decreased.
 - Men are more likely than are women to want an increase in the moose population.
 - Since 1996, more Vermonters now want to see the moose population remain the same, and fewer want to see it increased.
 - A crosstabulation found that those who have experienced damage to their vehicle and/or to their personal property are not markedly different than those who did not regarding their opinions on the moose population.
- The nonparametric analysis found the following correlations with saying that the moose population should be increased:
- Says the black bear, beaver, deer, and wild turkey populations in his/her county should be increased
 - Supports one of the five habitat protection/conservation efforts
 - He/she or a household member has had a vehicle collision with a deer
 - Is the median age or younger, and is male
- The nonparametric analysis found the following correlations with saying that the moose population should be decreased:
- Says the black bear, beaver, wild turkey, and deer populations in his/her county should be decreased (but also that the deer population should be increased—in other words, either answer for deer other than “remain the same”)
 - Did not indicate support for all five of the habitat protection/conservation efforts
 - Did not indicate support for one of the four funding mechanisms
 - Has hunted
 - Is older than the median age, and highest educational level is no more than high school (with or without a diploma or equivalency)
- The majority of Vermonters (57%) want to see the black bear population in their county remain the same; nonetheless, 16% want to see it increased, and 7% want to see it decreased.
- Common reasons for wanting the black bear population increased are to improve the chance of seeing a black bear, because the ecosystem needs more black bear, and because black bear are aesthetically pleasing.
 - The most common reason, by far, for wanting the black bear population decreased is to reduce human-bear conflicts.

- Hunters are more likely than are non-hunters to want an increase in the black bear population, particularly to improve hunter success rates.
 - Men are more likely than are women to want an increase in the black bear population.
 - A crosstabulation found that those who have experienced damage to their vehicle and/or to their personal property are not markedly different from those who have not experienced damage regarding their opinions on the black bear population.
- The nonparametric analysis found the following correlations with saying that the bear population should be increased:
- Says the moose, deer, beaver, and wild turkey populations in his/her county should be increased (but also that the wild turkey population be decreased—in other words, either answer for wild turkeys other than “remain the same”)
 - Has had damage to his/her vehicle from wildlife in Vermont in the past 5 years
 - Supports one of the five habitat protection/conservation efforts and one of the four funding mechanisms
 - Has hunted in the past 5 years
 - Is male, is the median age or younger, and resides in a rural area
- The nonparametric analysis found the following correlations with saying that the bear population should be decreased:
- Says the moose and deer populations in his/her county should be decreased
 - Did not indicate support for three of the five habitat protection/conservation efforts
 - Did not indicate support for one of the four funding mechanisms
 - Has not had damage to his/her vehicle from wildlife in Vermont in the past 5 years
 - Has never hunted
 - Is female, and is older than the median age
- The large majority of Vermonters (60%) want to see the wild turkey population in their county remain the same; nonetheless, 15% want to see it increased, and 10% want to see it decreased.
- The most common reasons for wanting the wild turkey population increased are to improve the chance of seeing a wild turkey, because wild turkeys are aesthetically pleasing, and to improve hunter success rates.
 - The most common reason for wanting the wild turkey population decreased is because the ecosystem needs fewer wild turkeys.

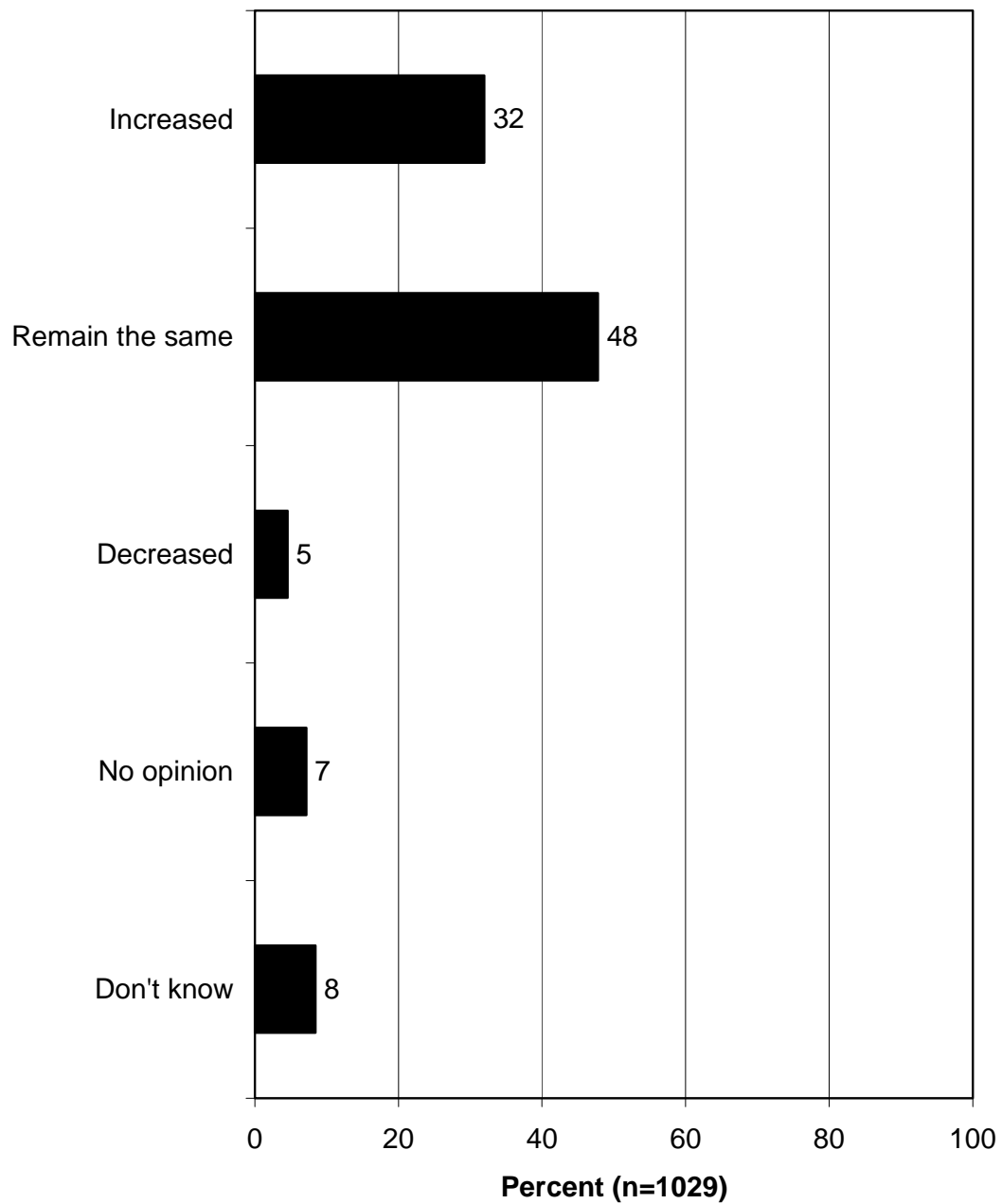
- Hunters are more likely than are non-hunters to want an increase *or* decrease: 42% of hunters want a change (increase or decrease), while only 19% of non-hunters want a change. Non-hunters, on the other hand, are more likely to want the wild turkey population to remain the same (and they are more likely to have no opinion or to not know). Among those wanting an increase, hunters are more likely to want an increase to improve hunter success rates.
 - Regarding reasons for wanting to see the wild turkey population decreased, residents in the Greater Chittenden Region are much more likely than are residents of the other regions to want a decrease to reduce wild turkey-human conflicts.
 - A crosstabulation found that those who have experienced damage to their vehicle and/or to their personal property are not markedly different than those who did not regarding their opinions on the wild turkey population.
- The nonparametric analysis found the following correlations with saying that the wild turkey population should be increased:
- Says the moose, beaver, black bear, and deer populations in his/her county should be increased
 - Has hunted
- The nonparametric analysis found the following correlations with saying that the wild turkey population should be decreased:
- Says the moose and beaver populations in his/her county should be decreased (but says the deer and black bear populations should be increased)
 - Did not indicate support for one of the five habitat protection/conservation efforts
 - Has hunted in the past 5 years
 - Highest educational level is no more than high school (with or without a diploma or equivalency), and is male
- The majority of Vermont's wild turkey hunters (68%) support the current turkey management strategy to limit fall turkey hunting for the purpose of maximizing spring turkey harvests.

- Most commonly, Vermont residents think the beaver population in their county should remain the same (50% gave this answer), far exceeding those who want to see it increased (9%) or decreased (12%).
 - Hunters are more likely than are non-hunters to say that the beaver population should be decreased.
 - Women are more likely than are men to have no opinion or to not know.
 - Since 1996, more Vermonters now want to see the beaver population remain the same.
 - A crosstabulation found that those who have experienced damage to their vehicle and/or to their personal property are not markedly different than those who did not regarding their opinions on the beaver population.

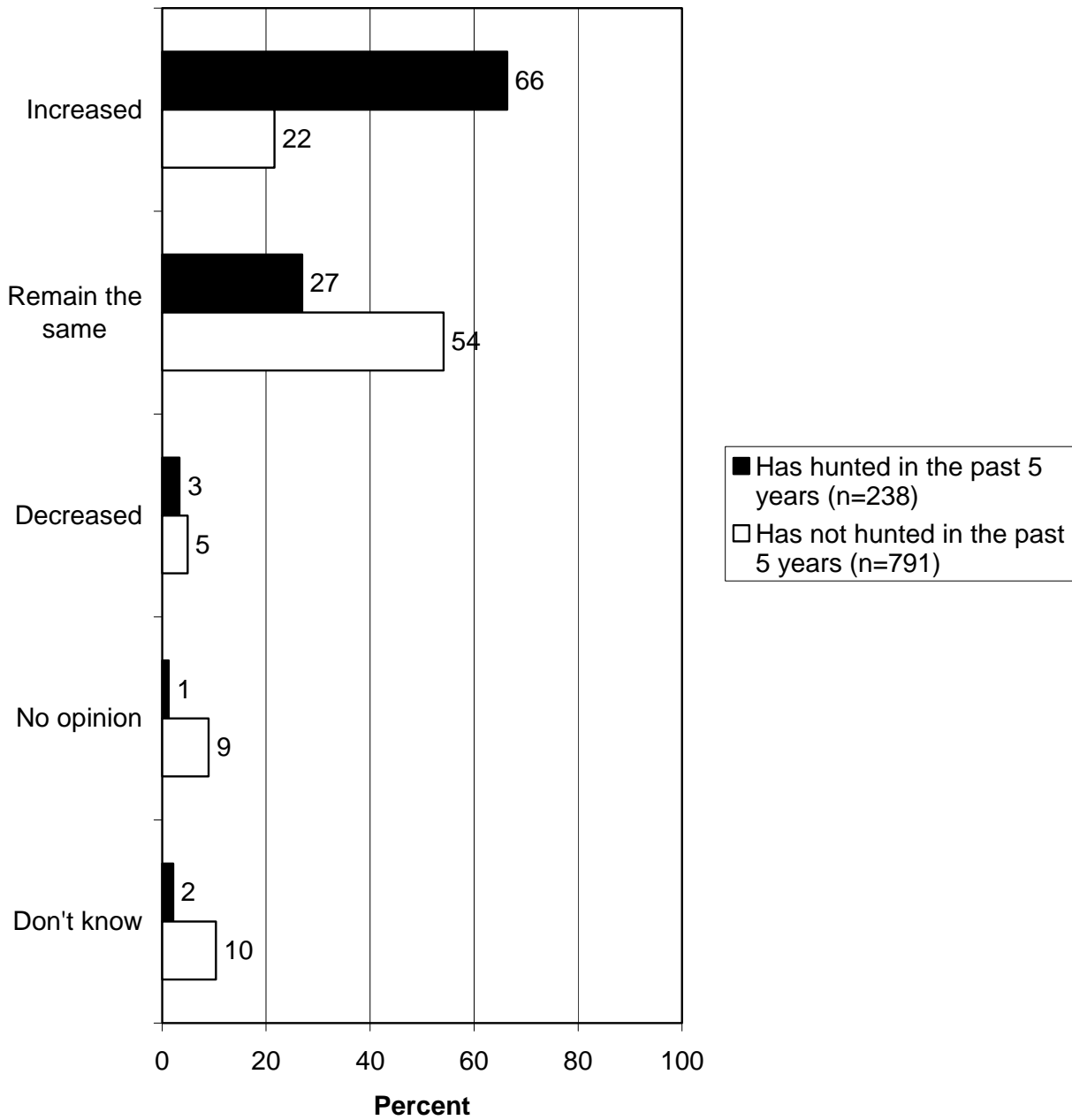
- The nonparametric analysis found the following correlations with saying that the beaver population should be increased:
 - Says the moose, black bear, wild turkey, and deer populations in his/her county should be increased
 - Supports one of the five habitat protection/conservation efforts
 - Has had damage to his/her vehicle in Vermont in the past 5 years, and indicates that he/she or a household member had a vehicle collision with a deer
 - Is male

- The nonparametric analysis found the following correlations with saying that the beaver population should be decreased:
 - Says the moose and wild turkey populations in his/her county should be decreased (but says the deer population should be increased)
 - Did not indicate support for three of the five habitat protection/conservation efforts
 - Did not indicate support for one of the funding mechanisms
 - Has hunted in the past 5 years
 - Resides on a farm, highest educational level is no more than high school (with or without a diploma or equivalency), is male, and is 65 years old or older

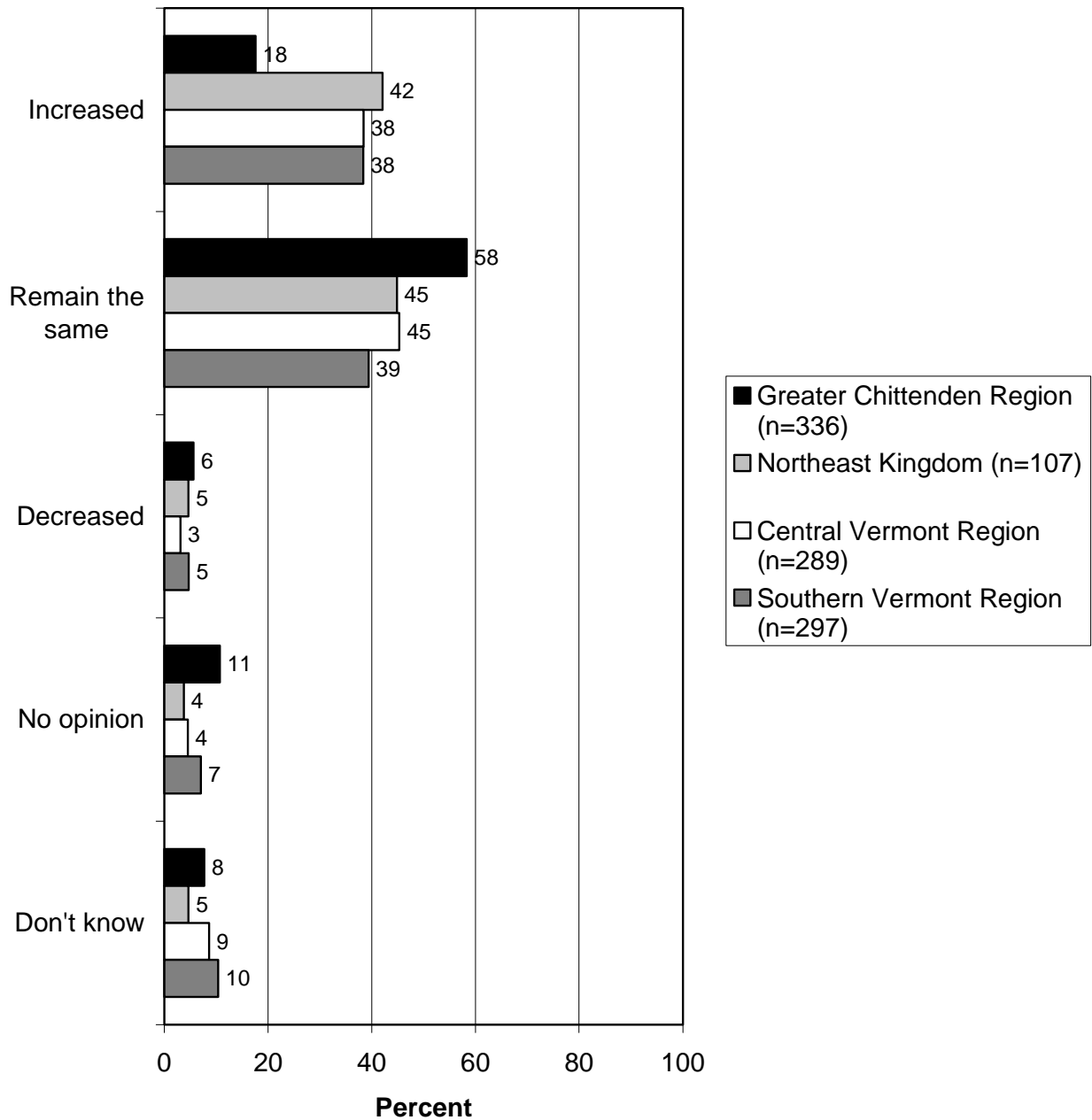
Q40. In your opinion, should the deer population in your county be increased, remain the same, or be decreased?



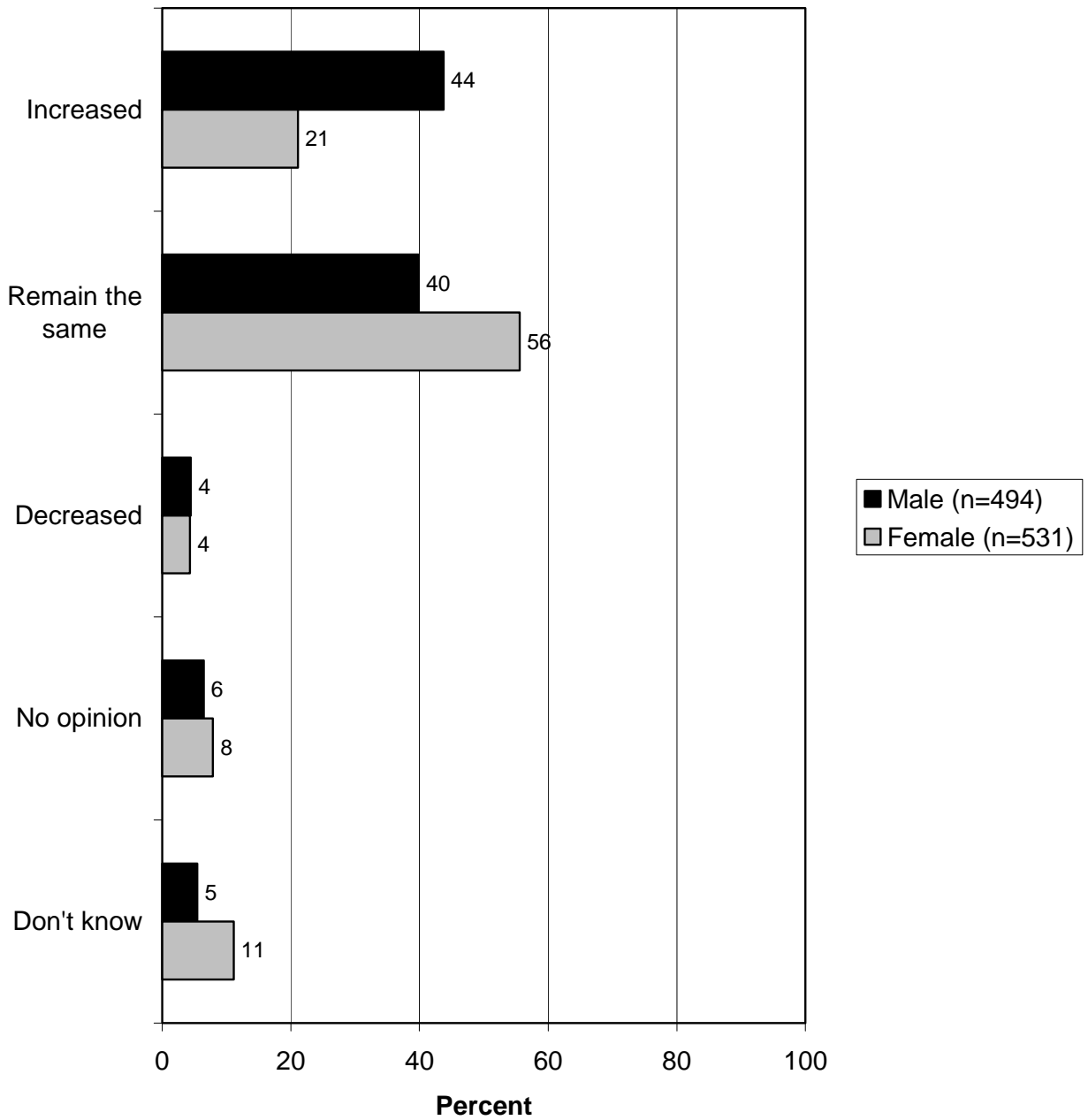
Q40. In your opinion, should the deer population in your county be increased, remain the same, or be decreased?



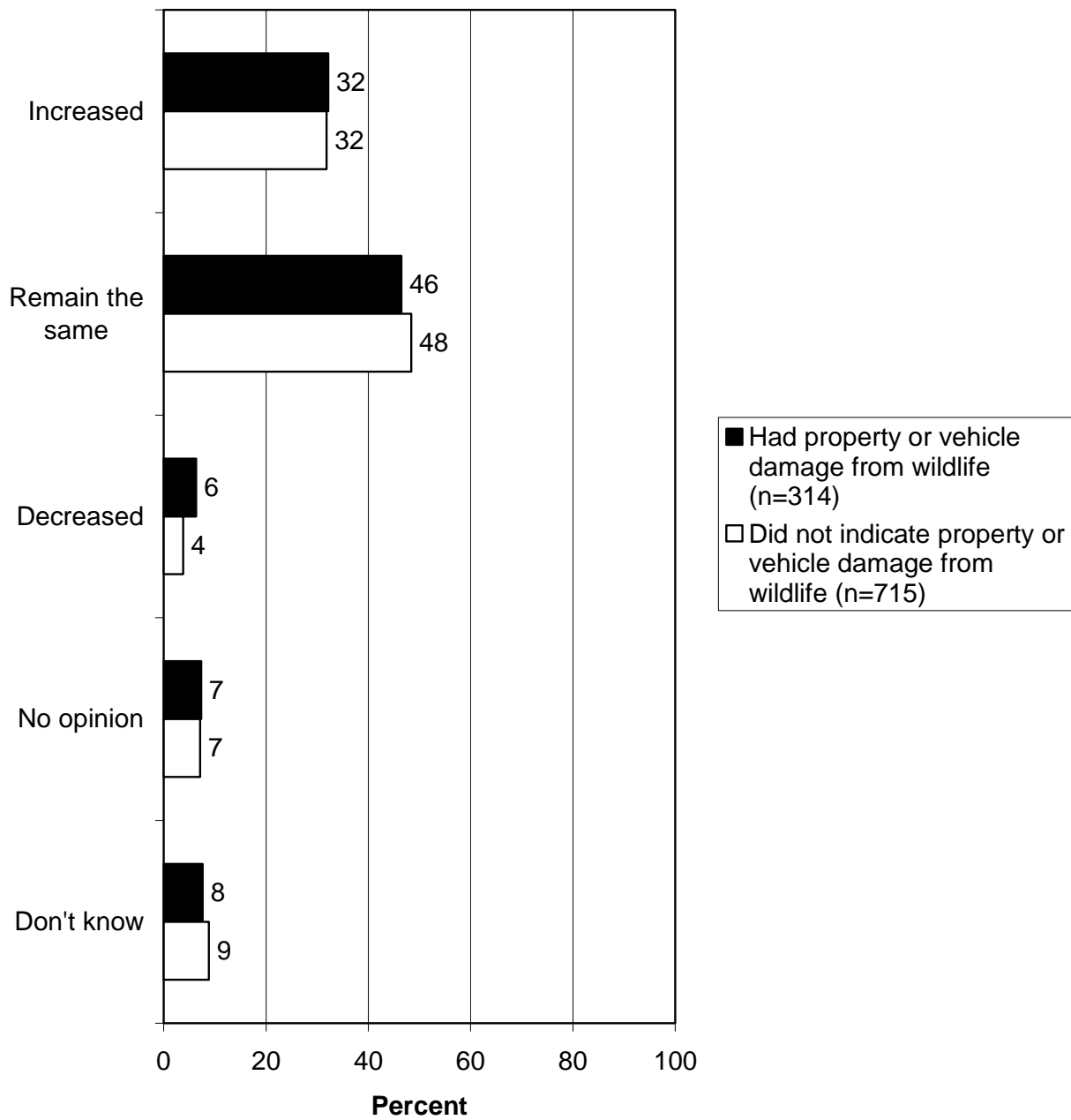
Q40. In your opinion, should the deer population in your county be increased, remain the same, or be decreased?



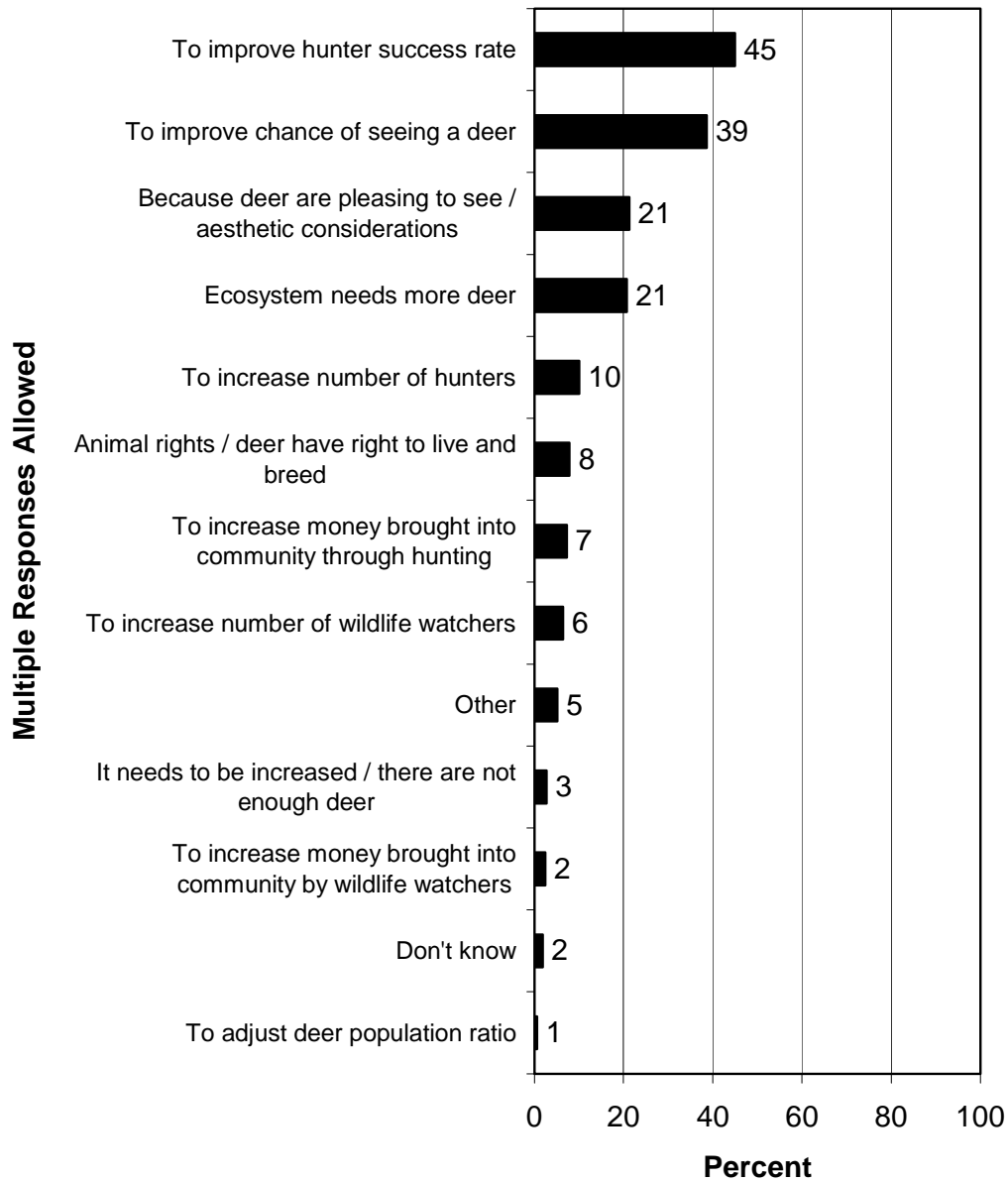
Q40. In your opinion, should the deer population in your county be increased, remain the same, or be decreased?



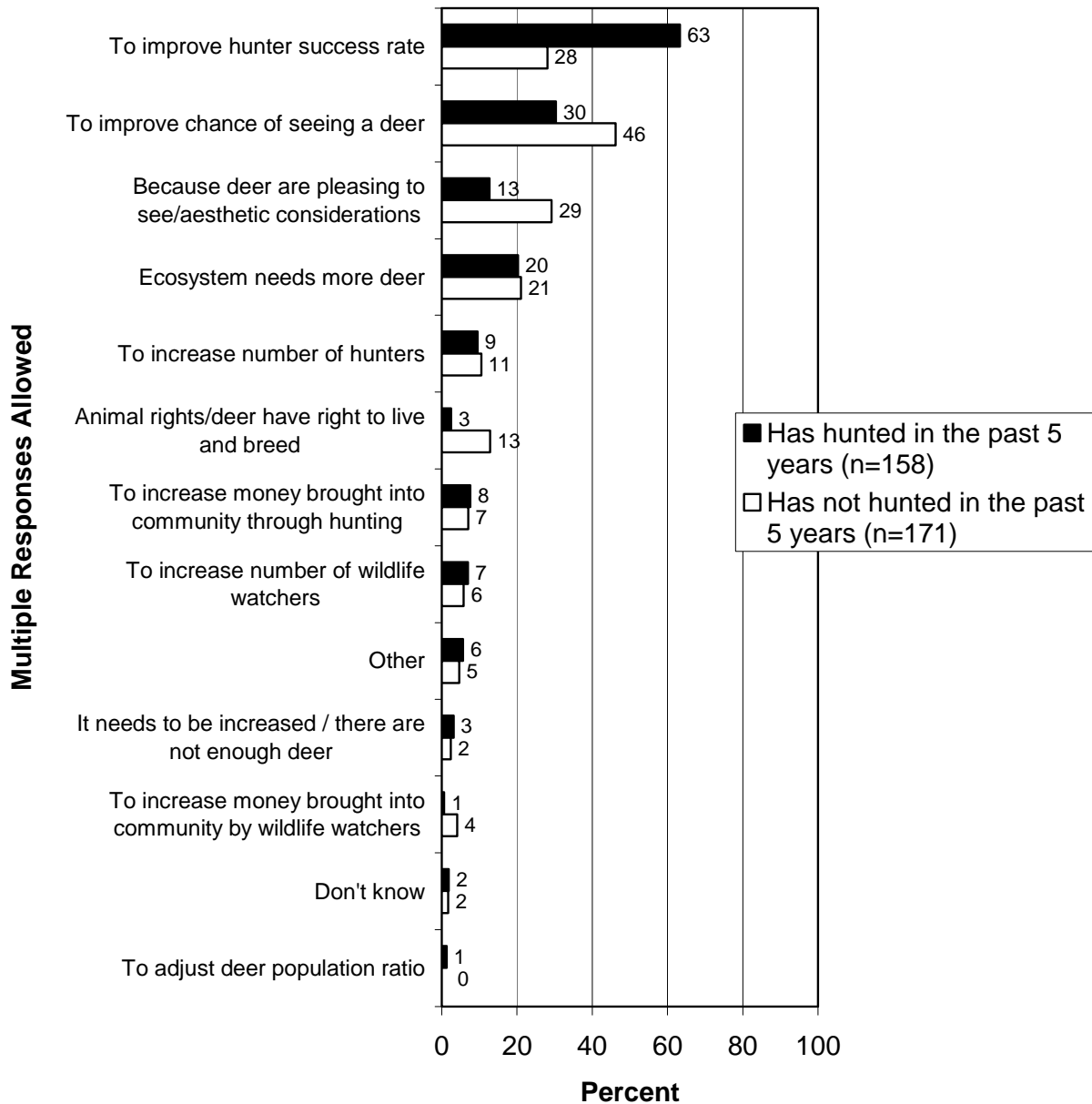
Q40. In your opinion, should the deer population in your county be increased, remain the same, or be decreased?



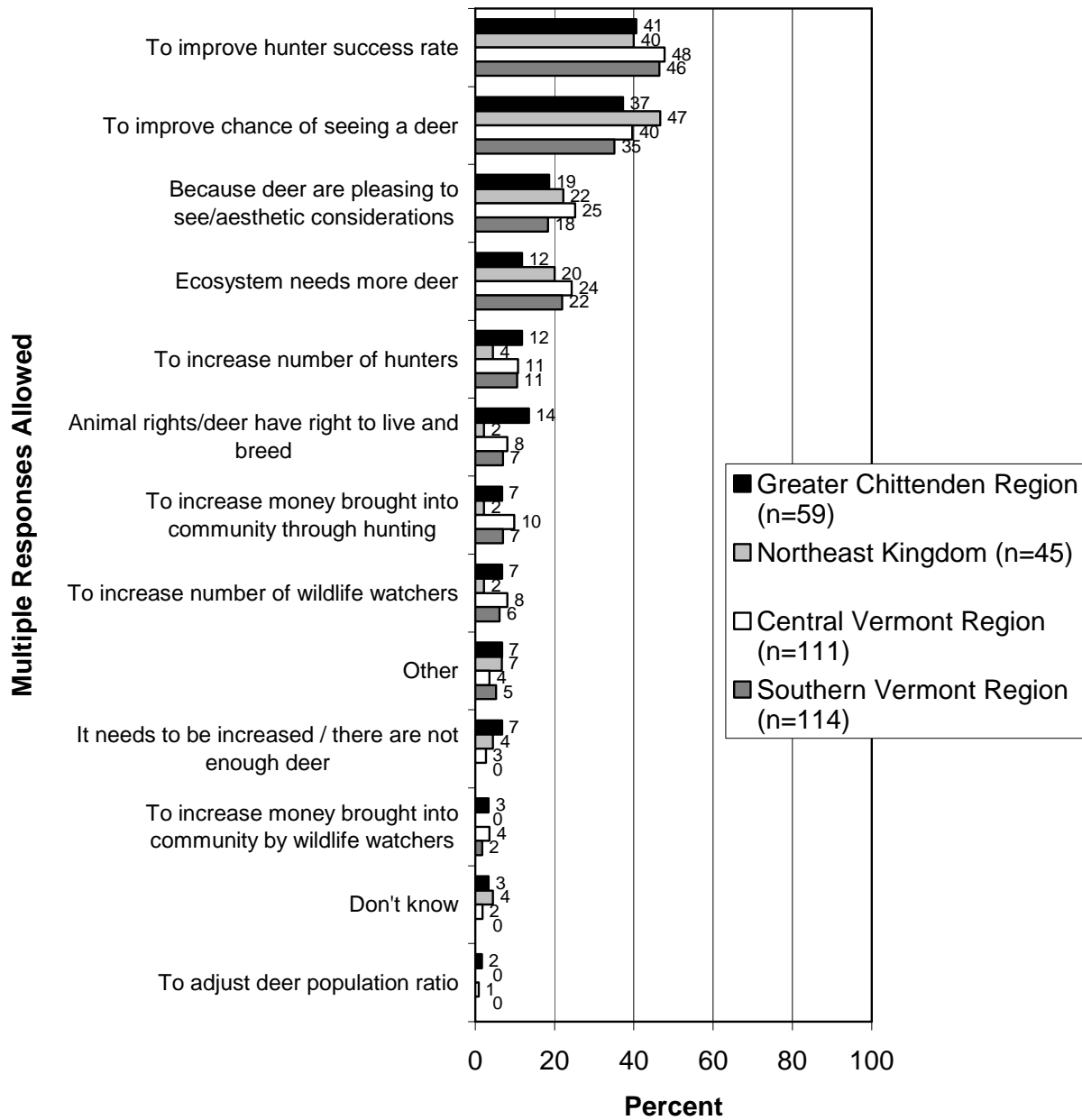
Q43. What are the most important reasons the deer population should be increased? (Asked of those who think the deer population should be increased.)



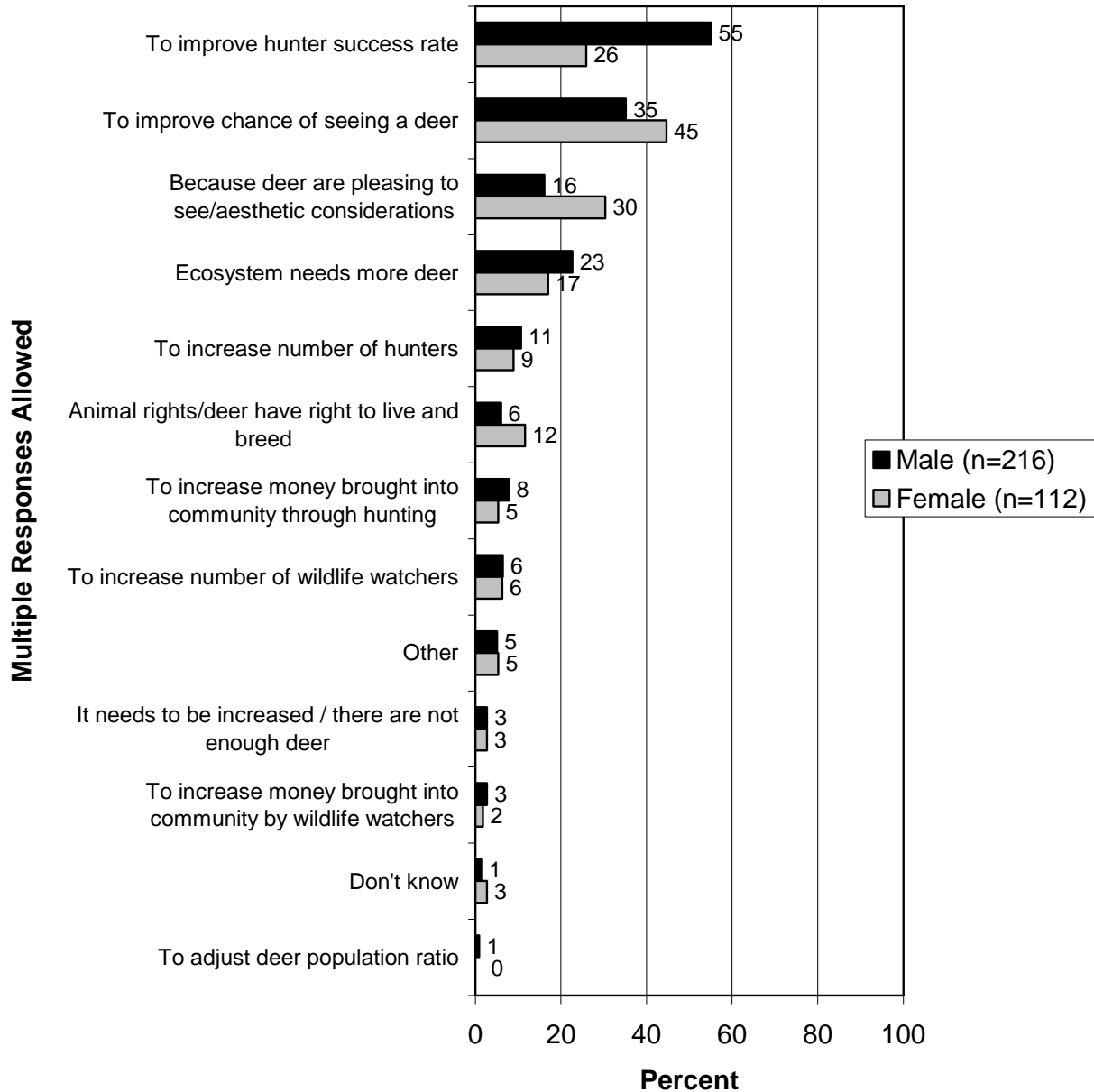
Q43. What are the most important reasons the deer population should be increased? (Asked of those who think the deer population should be increased.)



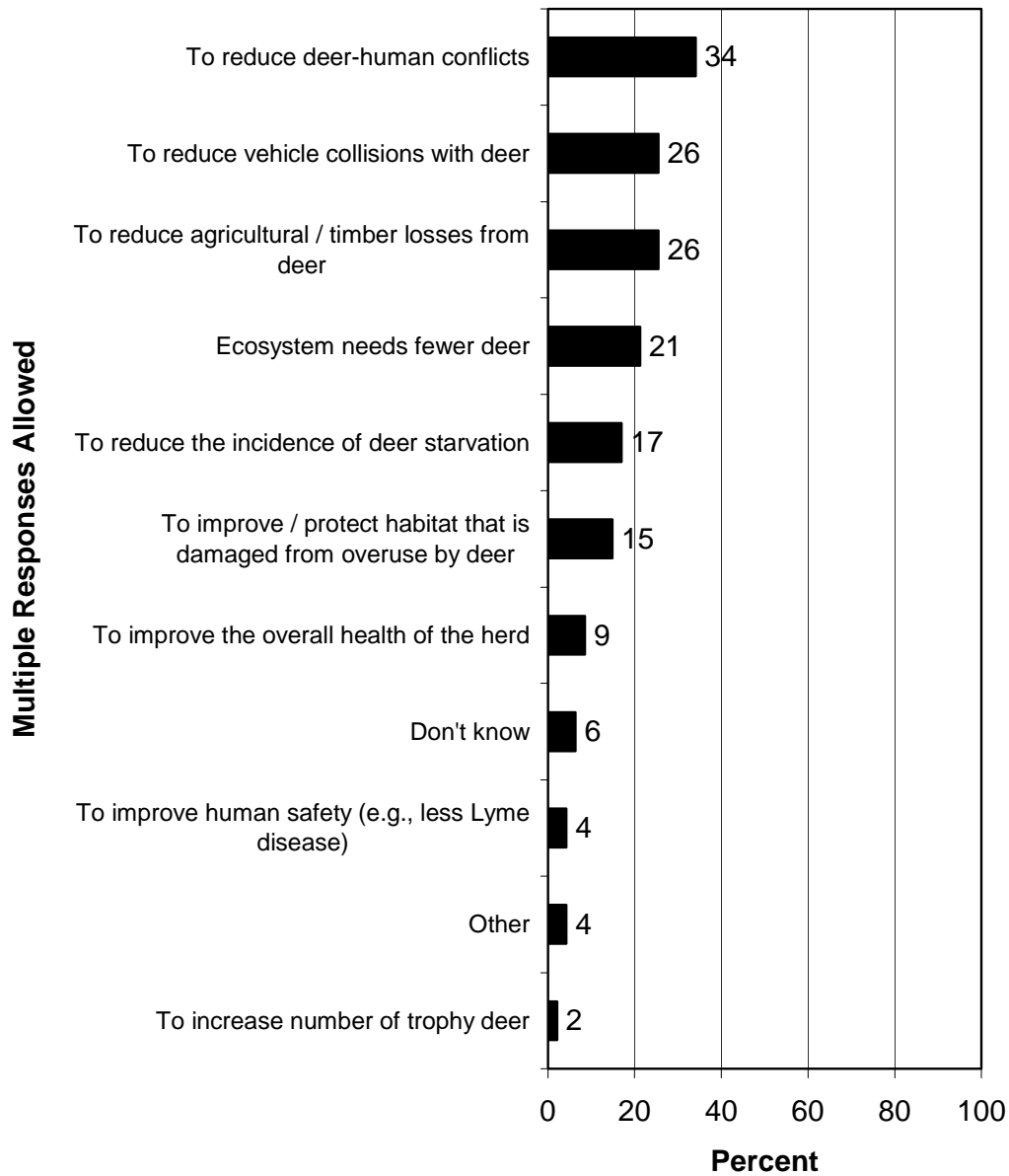
Q43. What are the most important reasons the deer population should be increased? (Asked of those who think the deer population should be increased.)



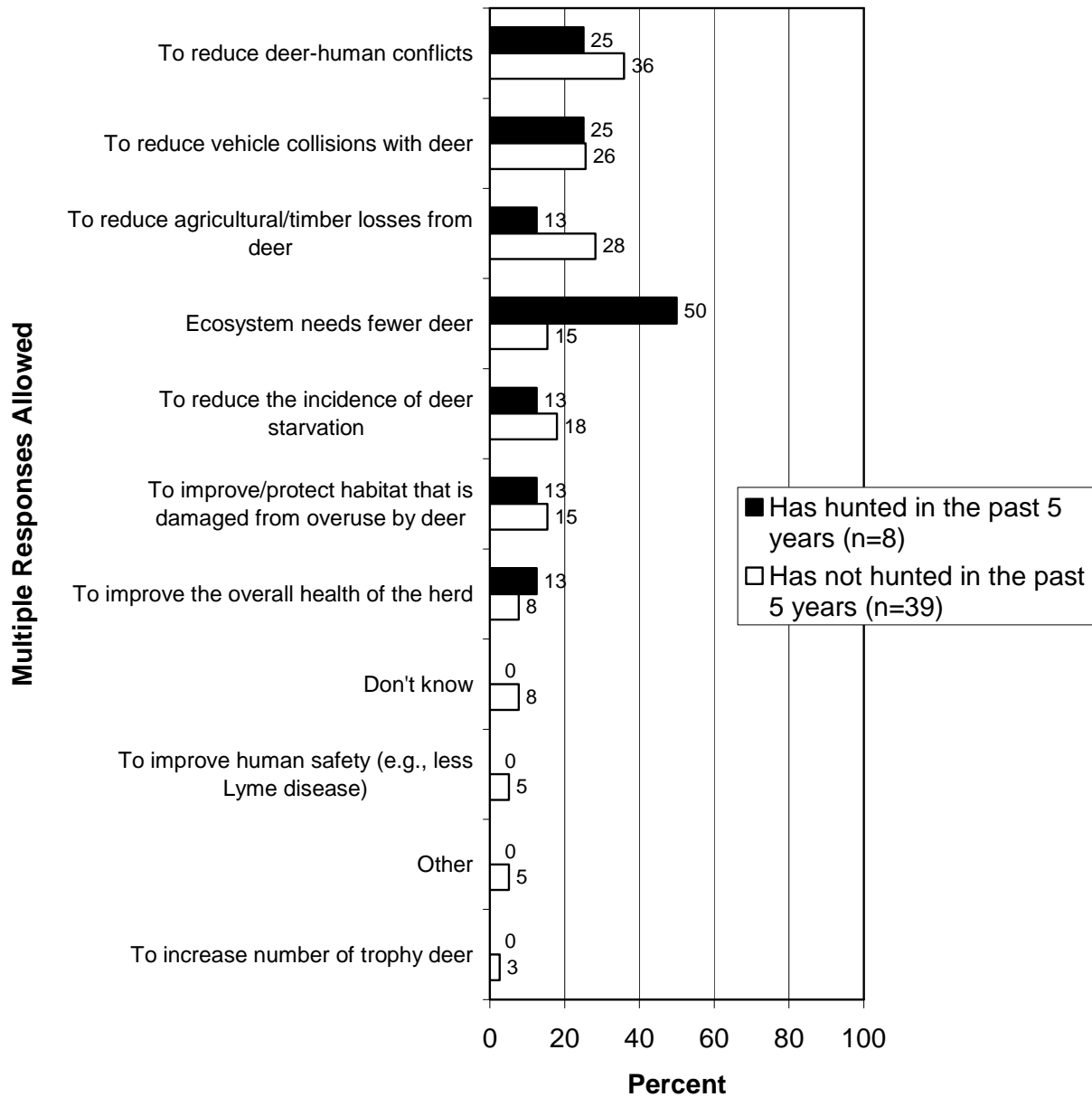
Q43. What are the most important reasons the deer population should be increased? (Asked of those who think the deer population should be increased.)



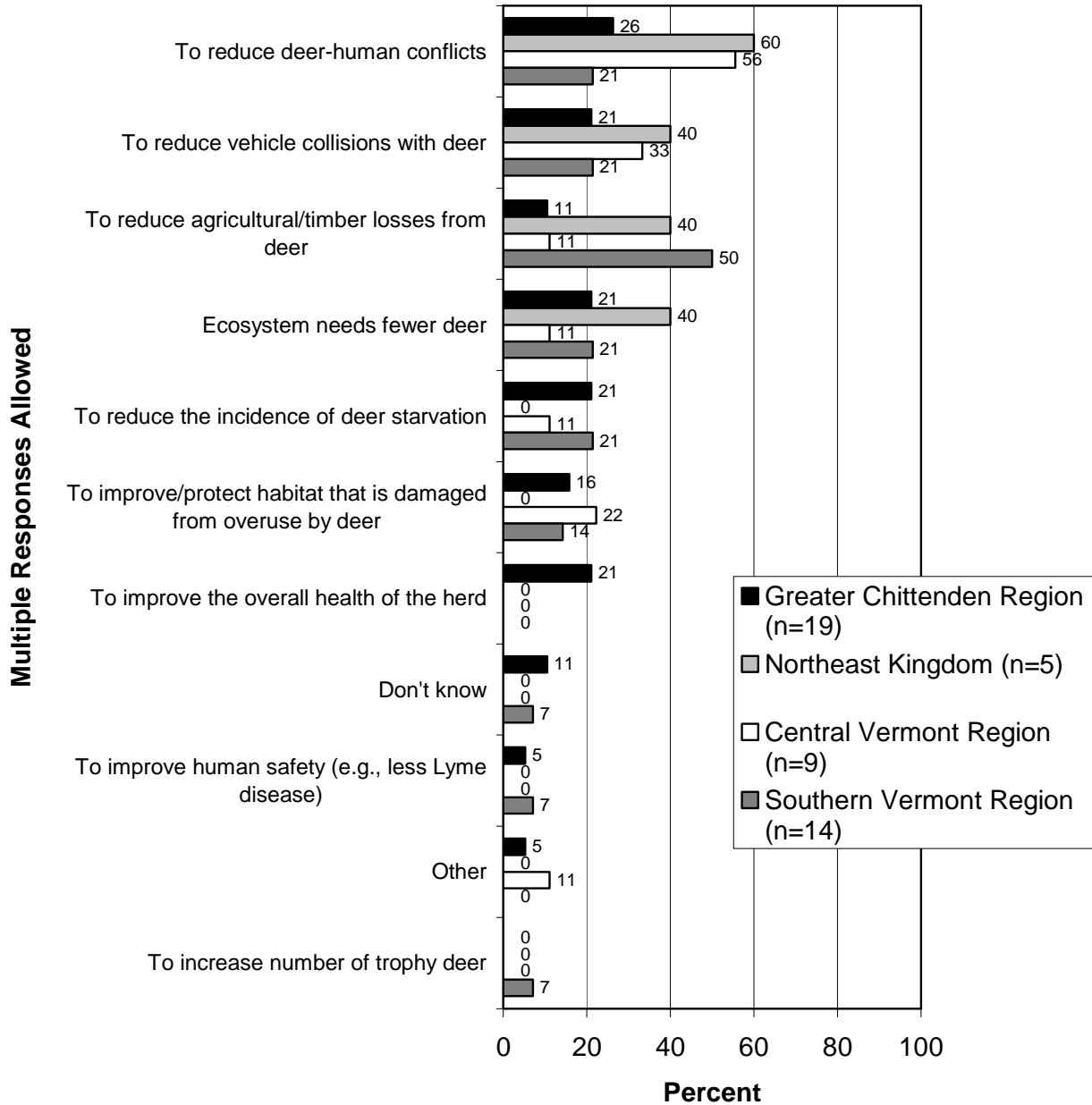
Q47. What are the most important reasons the deer population should be decreased? (Asked of those who think the deer population should be decreased.)



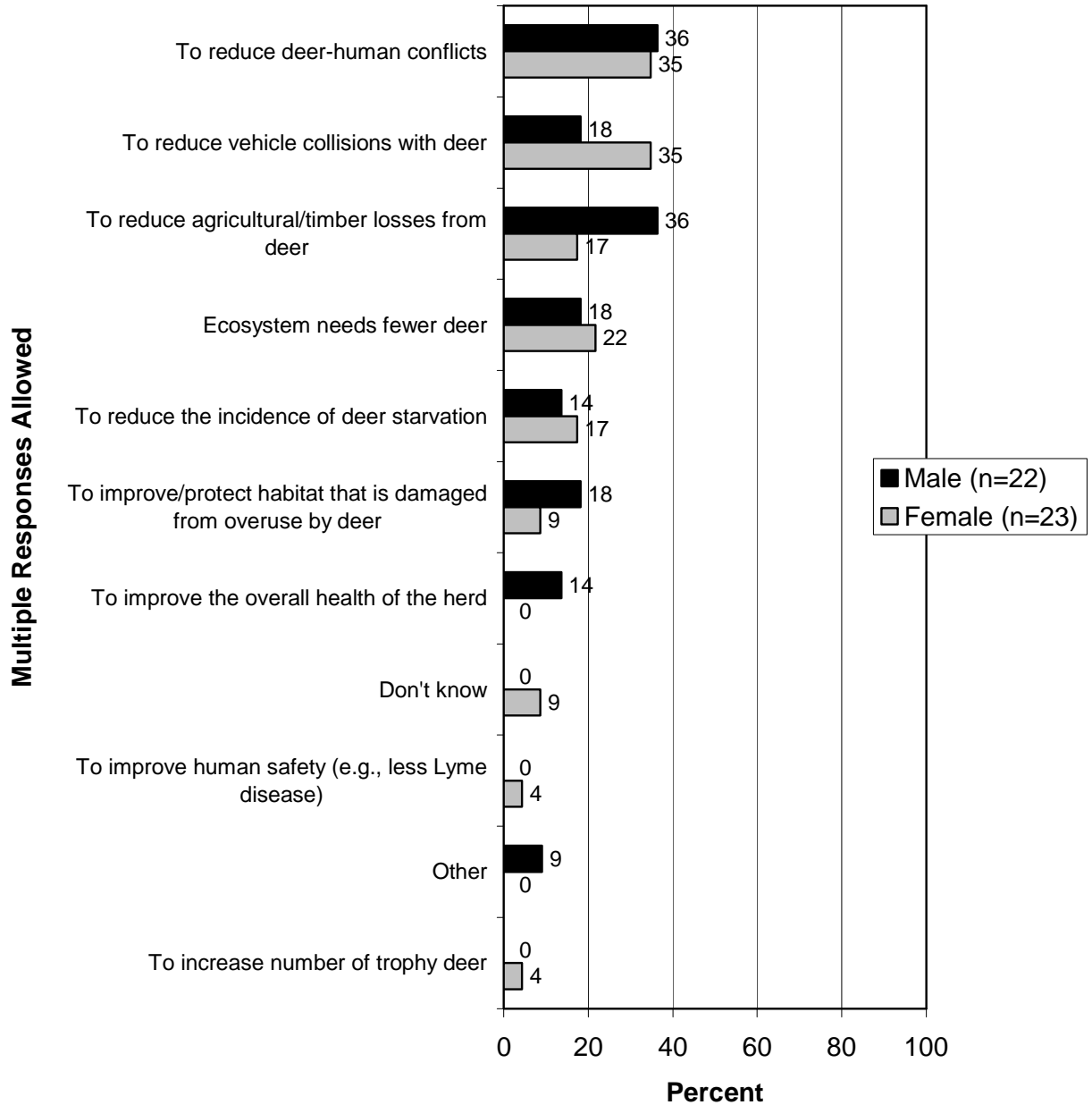
Q47. What are the most important reasons the deer population should be decreased? (Asked of those who think the deer population should be decreased.)



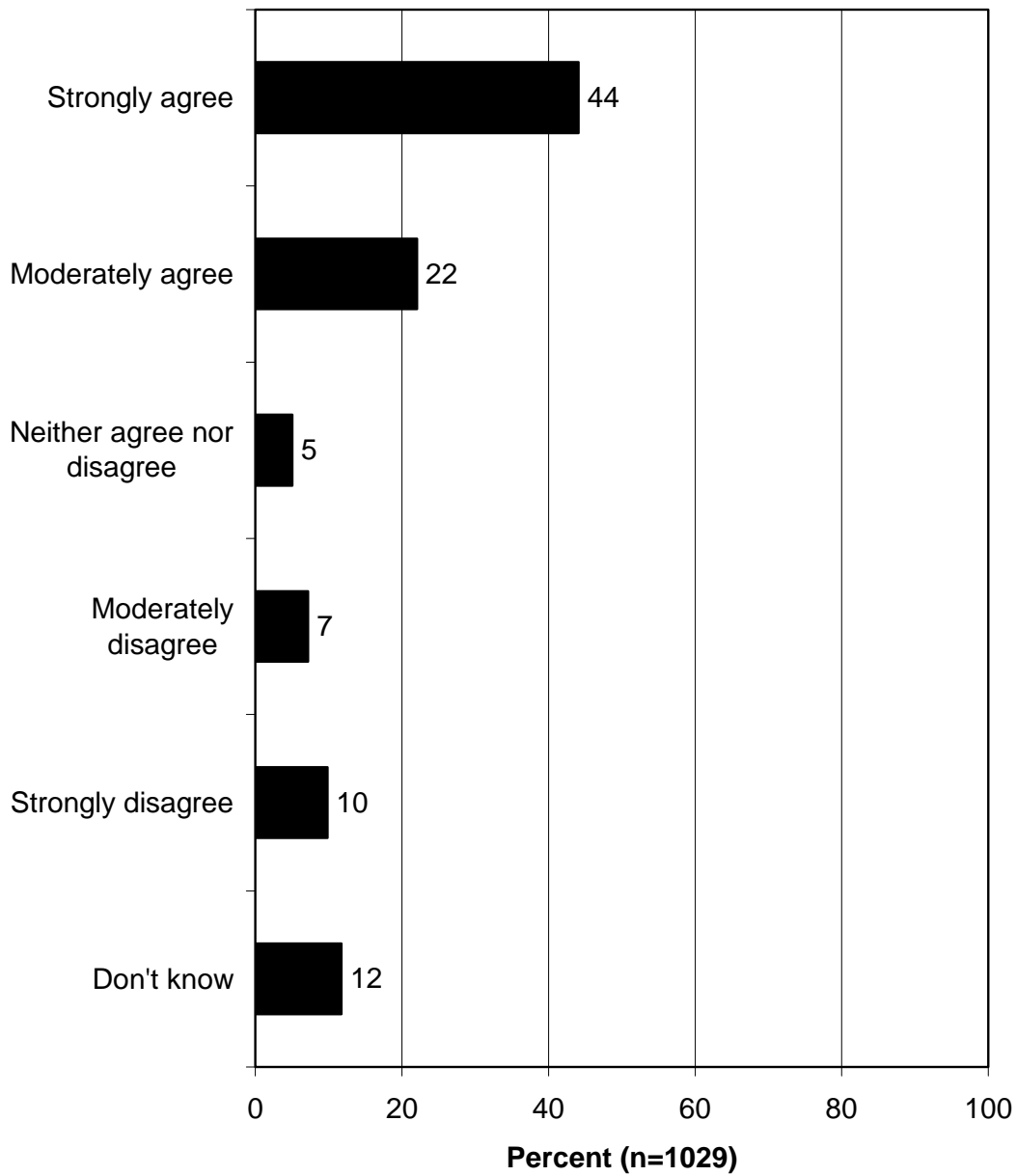
Q47. What are the most important reasons the deer population should be decreased? (Asked of those who think the deer population should be decreased.)



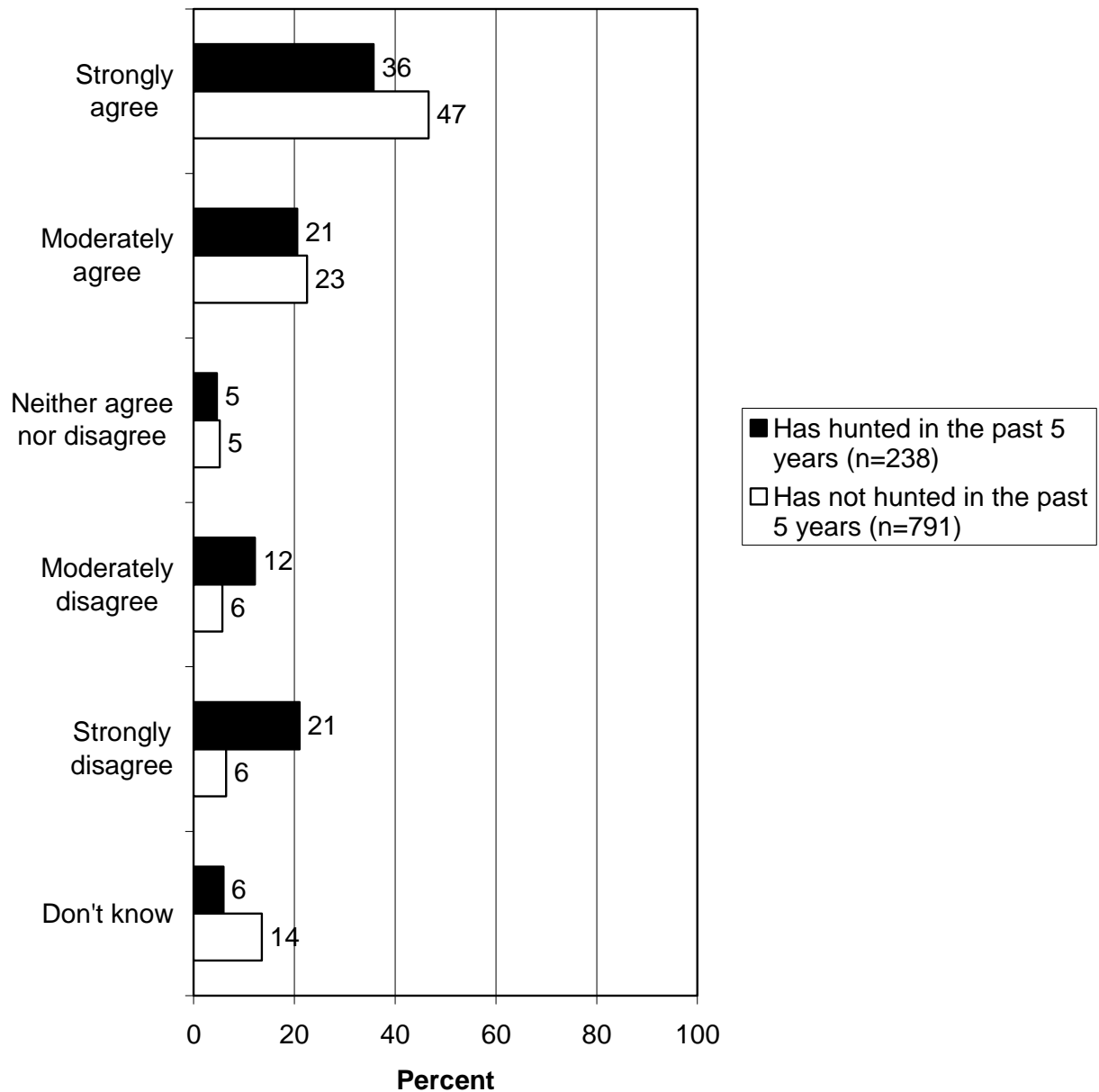
Q47. What are the most important reasons the deer population should be decreased? (Asked of those who think the deer population should be decreased.)



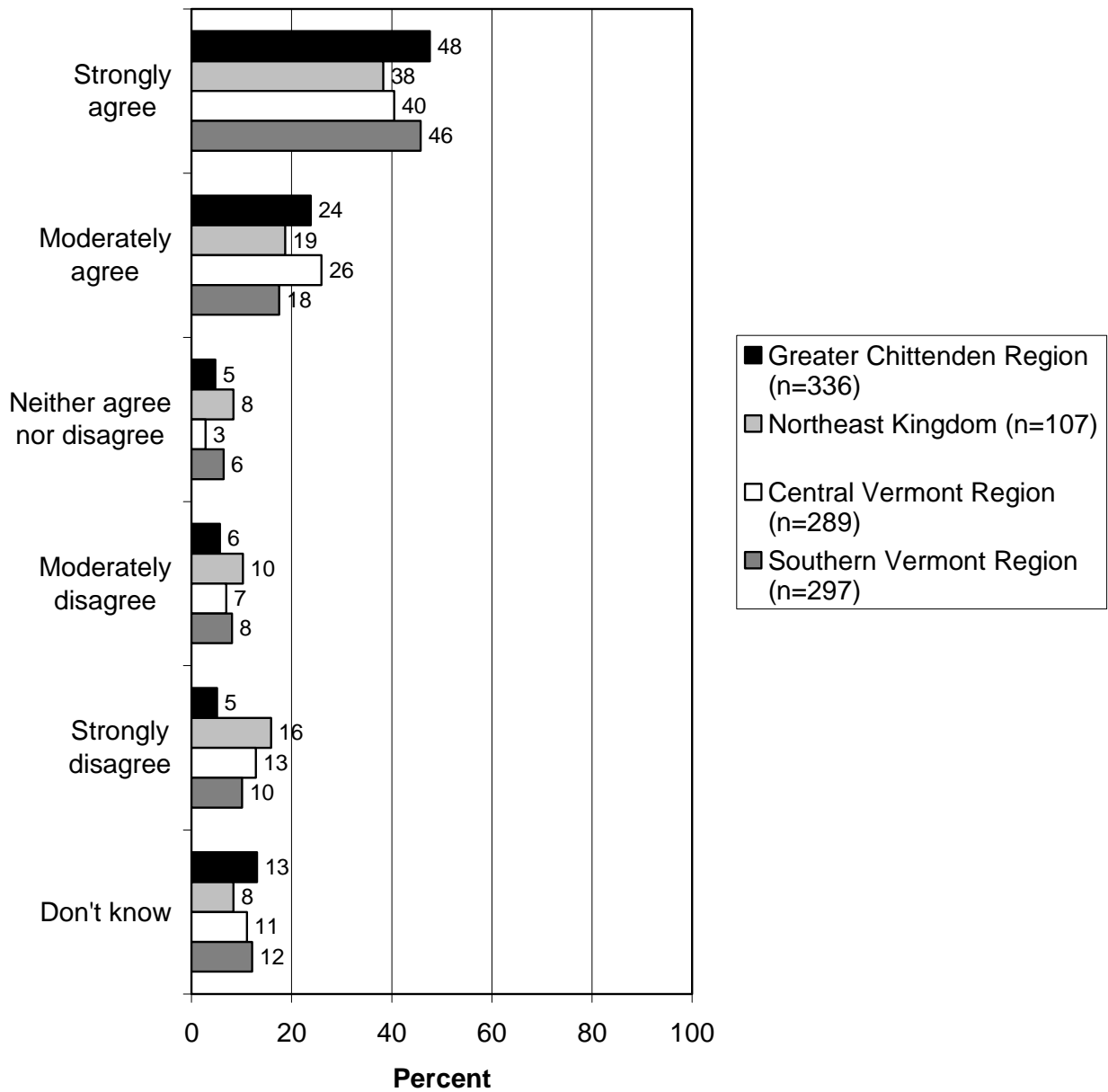
Q49. In 2005, Vermont established a law making it illegal for the public to feed wild deer. Do you agree or disagree that this regulation is important for helping to prevent the spread of deer diseases?



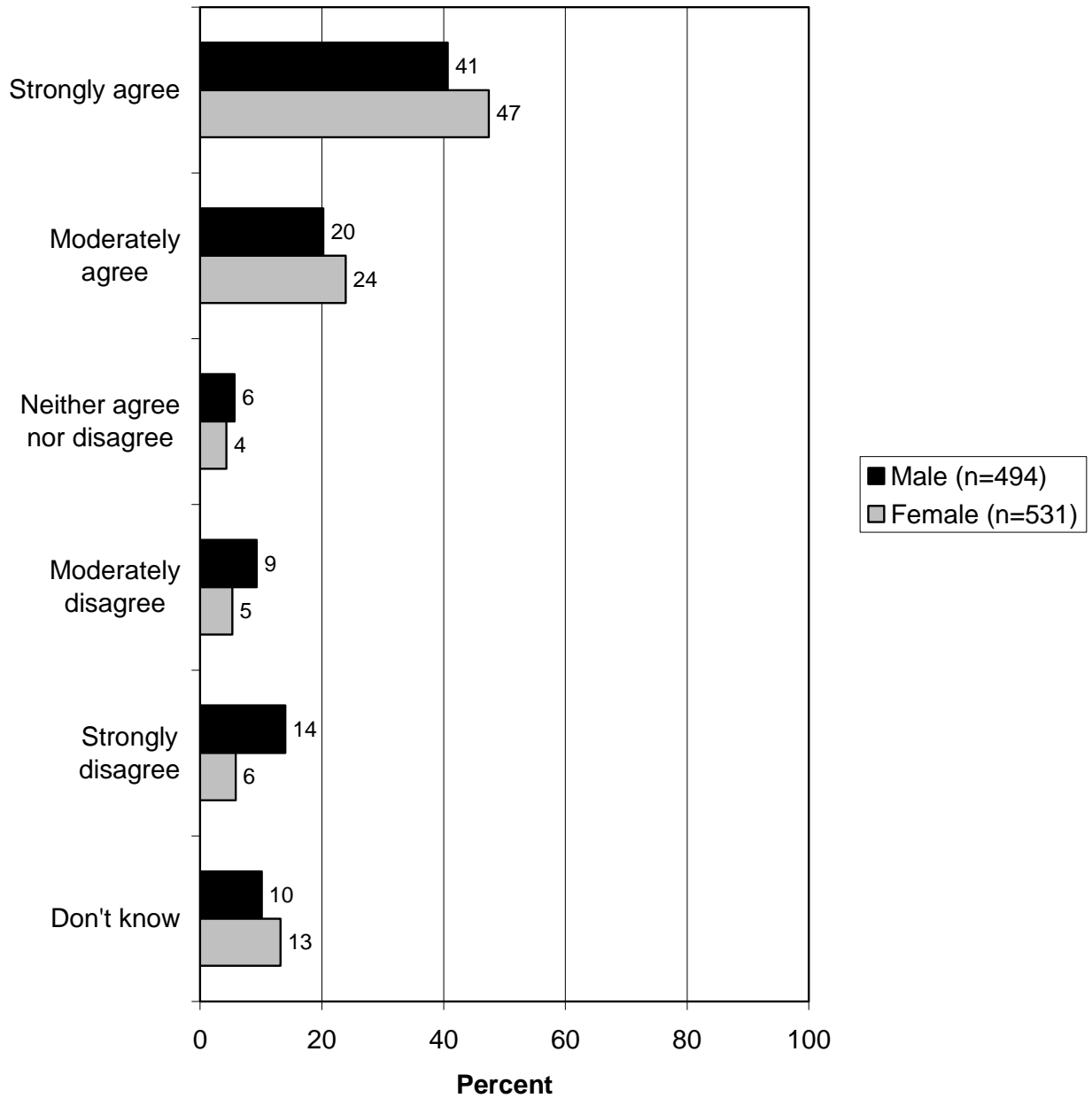
Q49. In 2005, Vermont established a law making it illegal for the public to feed wild deer. Do you agree or disagree that this regulation is important for helping to prevent the spread of deer diseases?



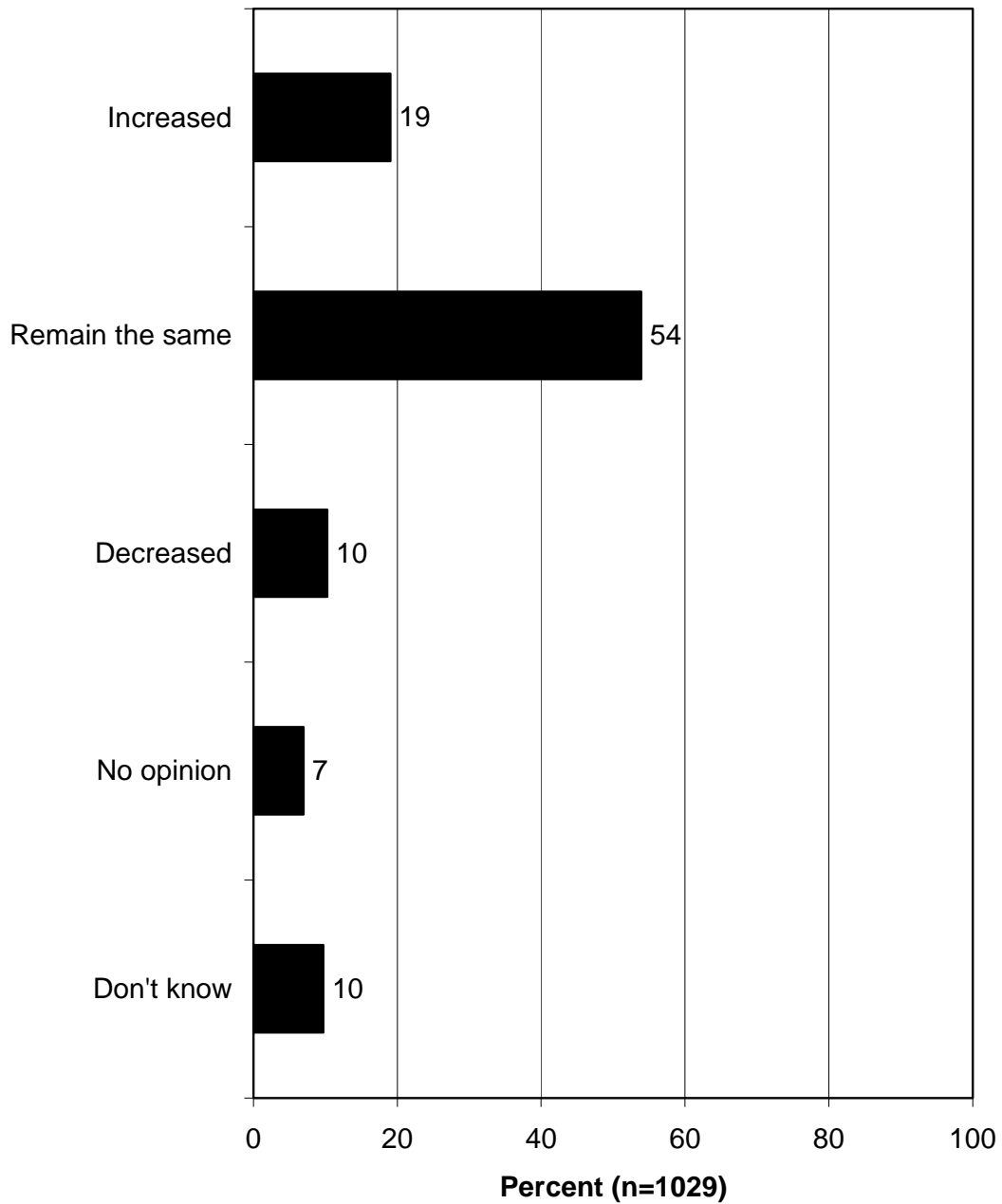
Q49. In 2005, Vermont established a law making it illegal for the public to feed wild deer. Do you agree or disagree that this regulation is important for helping to prevent the spread of deer diseases?



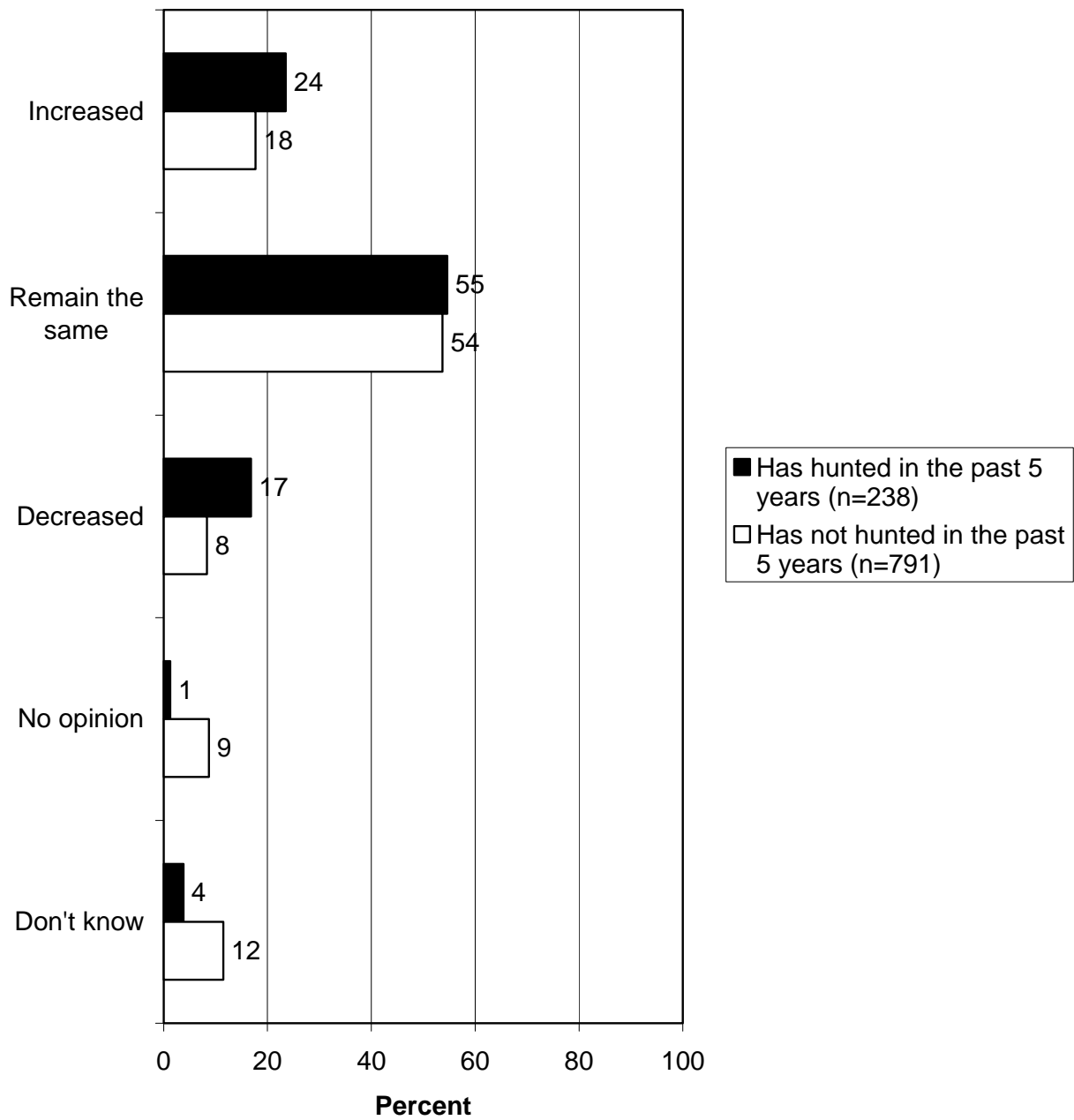
Q49. In 2005, Vermont established a law making it illegal for the public to feed wild deer. Do you agree or disagree that this regulation is important for helping to prevent the spread of deer diseases?



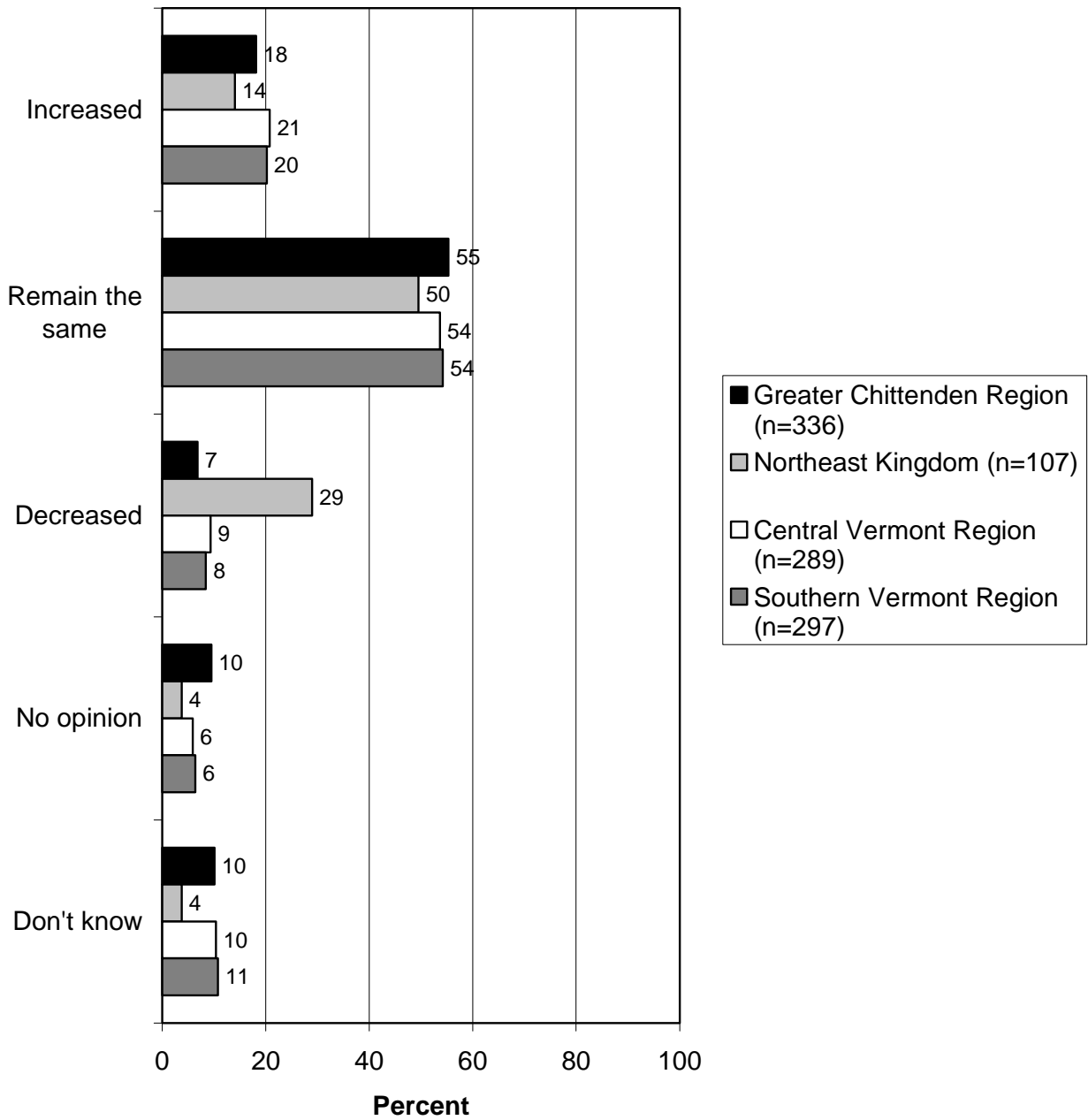
Q50. In your opinion, should the moose population in your county be increased, remain the same, or be decreased?



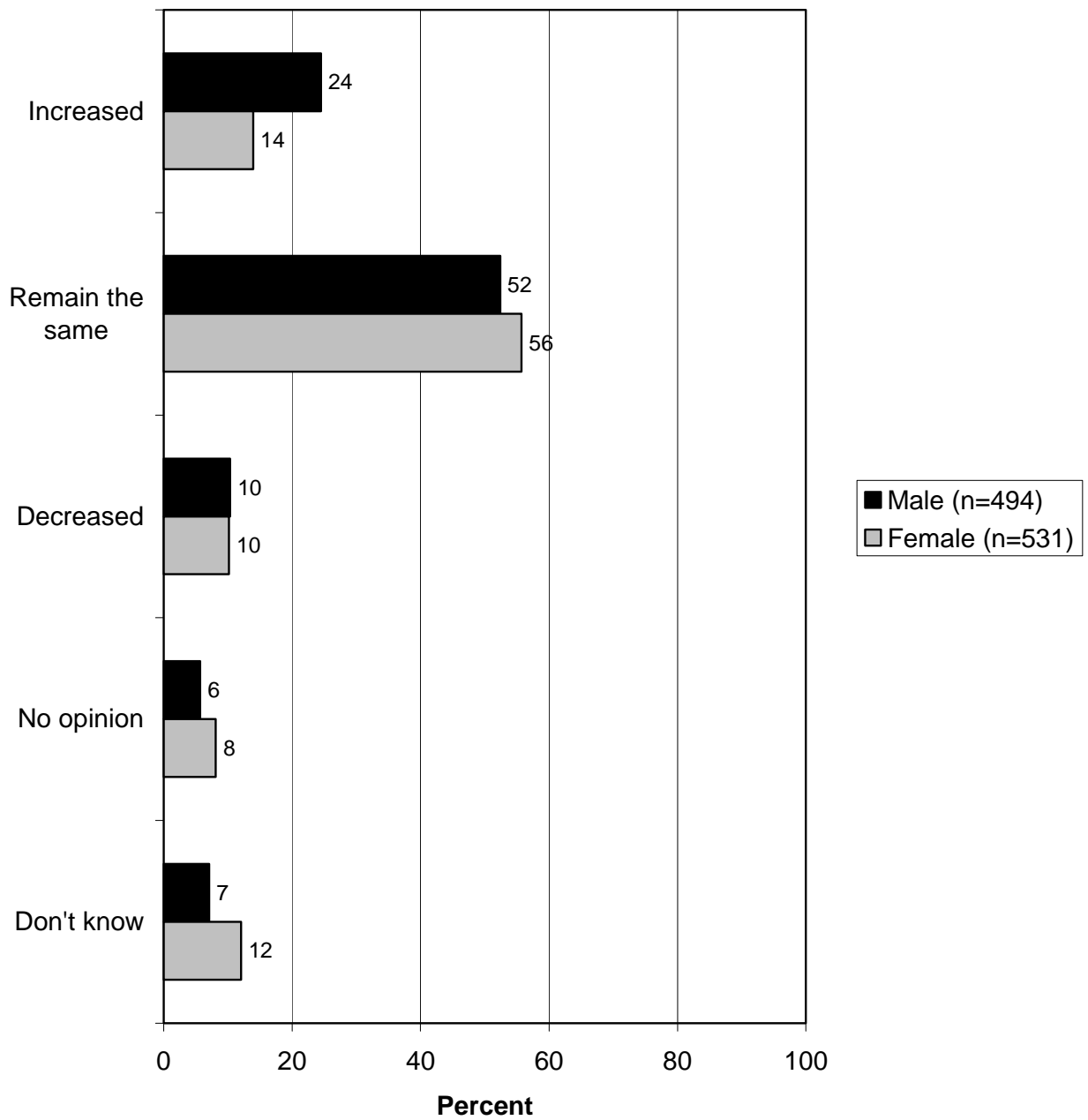
Q50. In your opinion, should the moose population in your county be increased, remain the same, or be decreased?



Q50. In your opinion, should the moose population in your county be increased, remain the same, or be decreased?

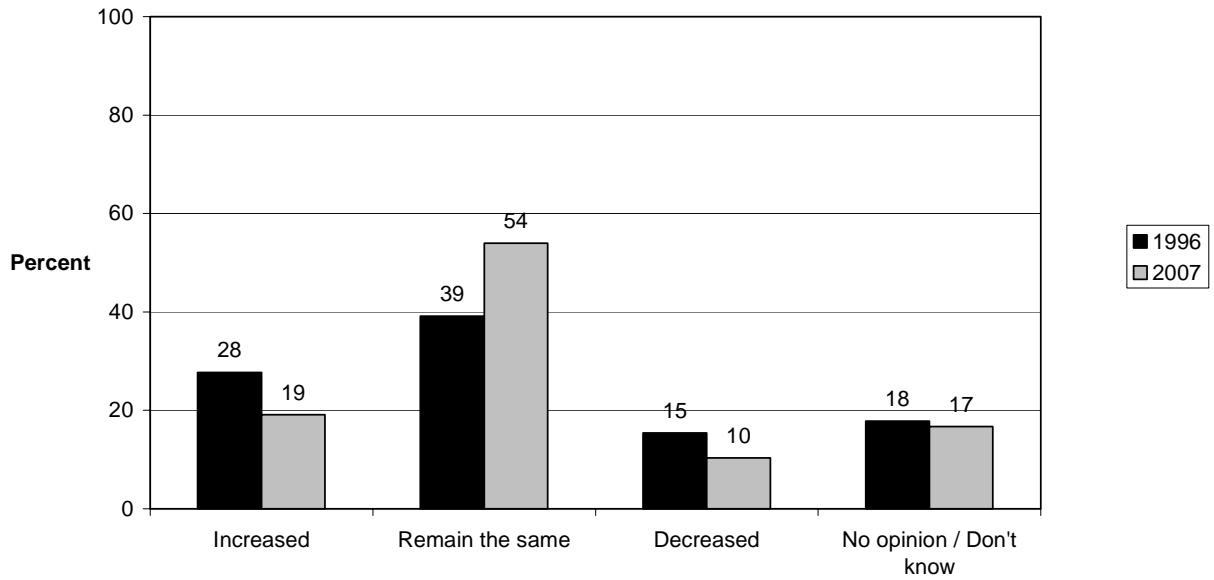


Q50. In your opinion, should the moose population in your county be increased, remain the same, or be decreased?

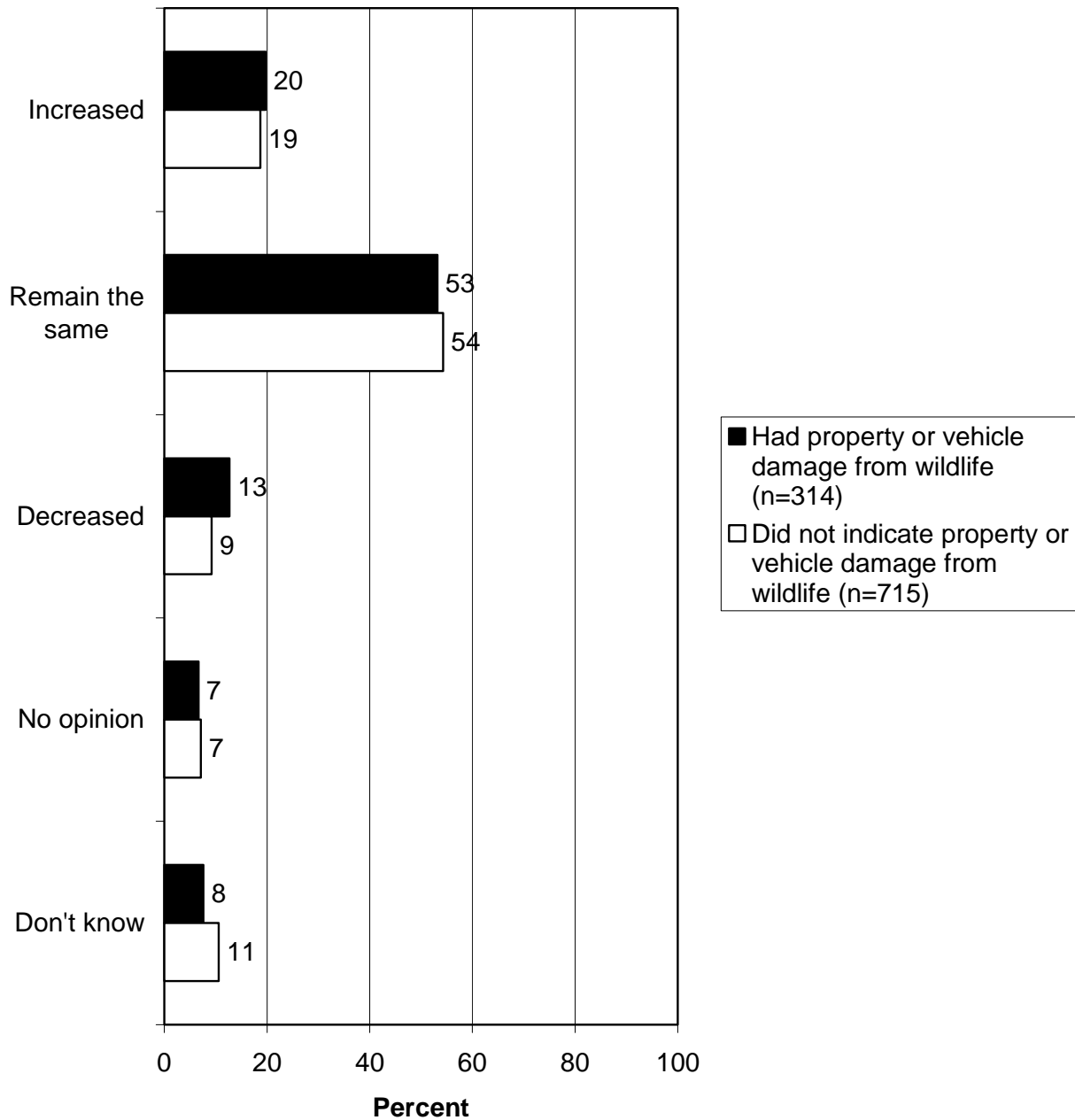


1996: Do you think there should be more, the same, or less moose in your area?

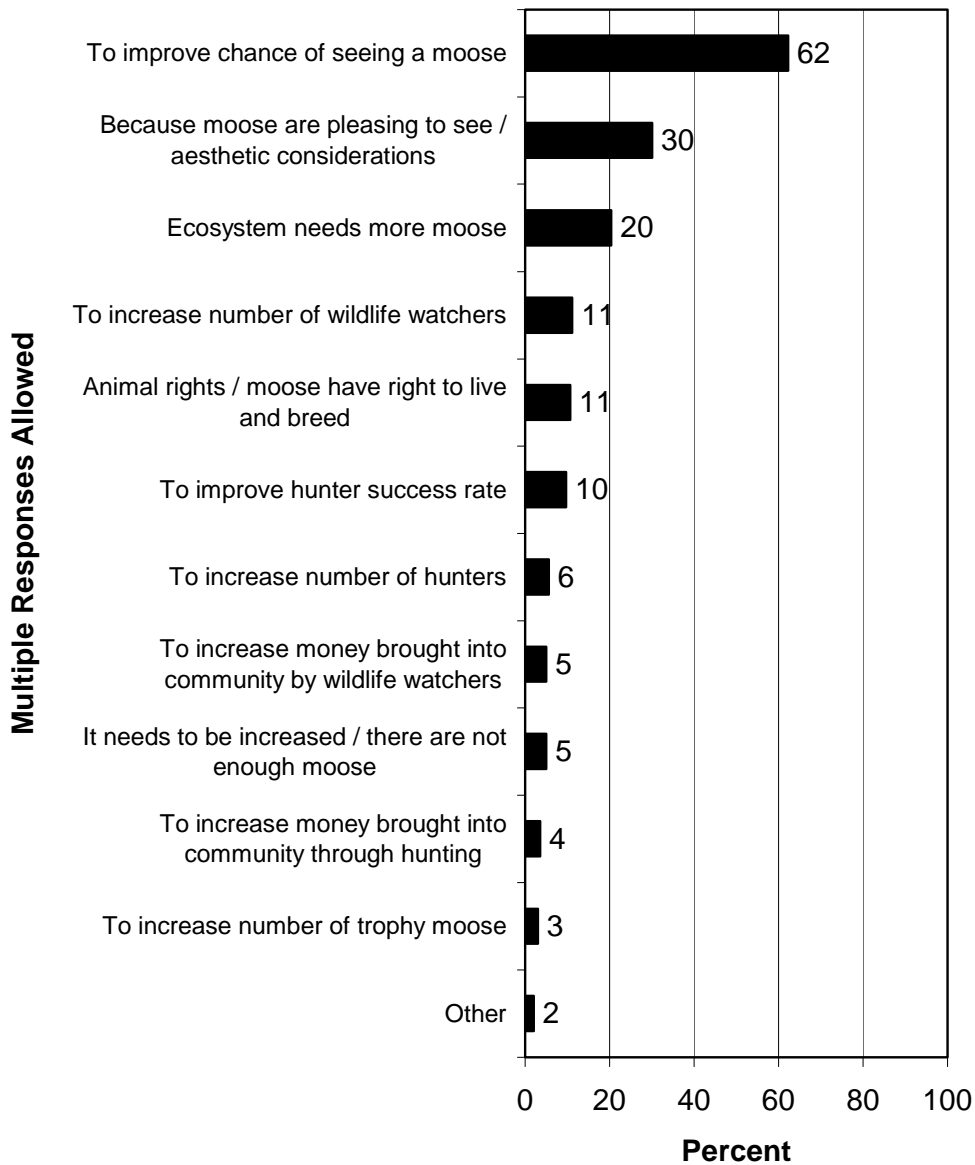
2007: In your opinion, should the moose population in your county be increased, remain the same, or be decreased?



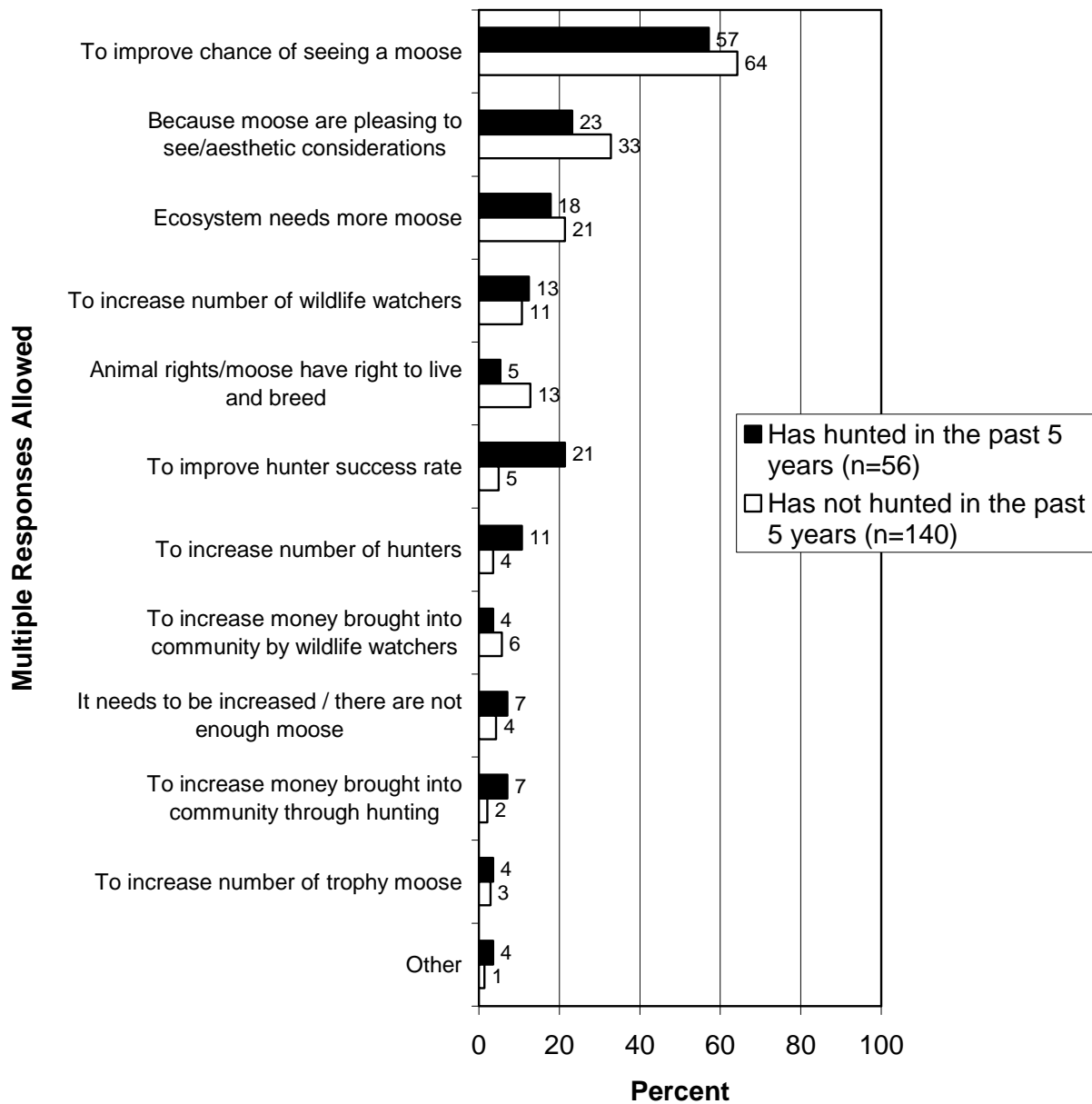
Q50. In your opinion, should the moose population in your county be increased, remain the same, or be decreased?



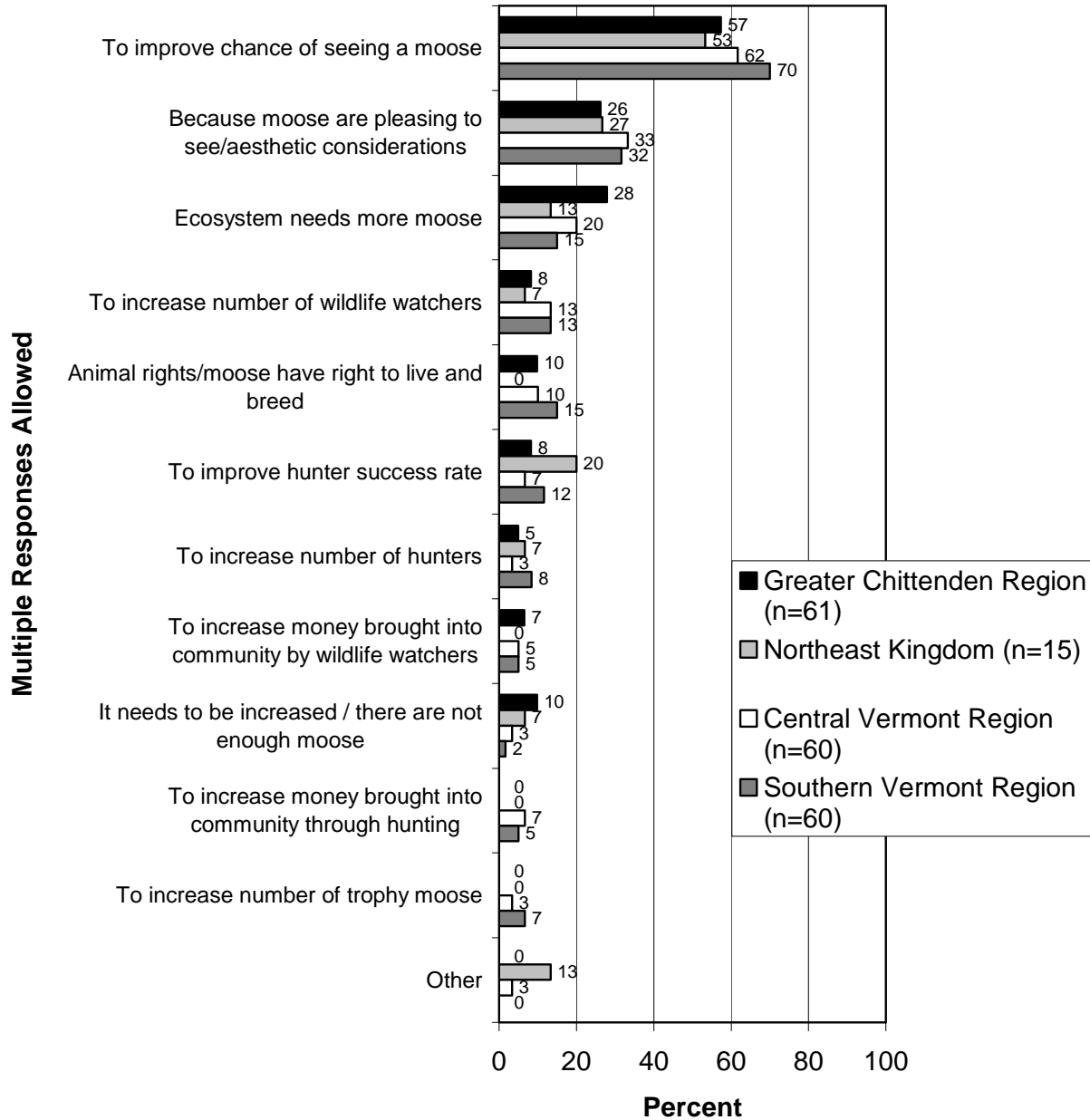
Q53. What are the most important reasons the moose population should be increased? (Asked of those who think the moose population should be increased.)



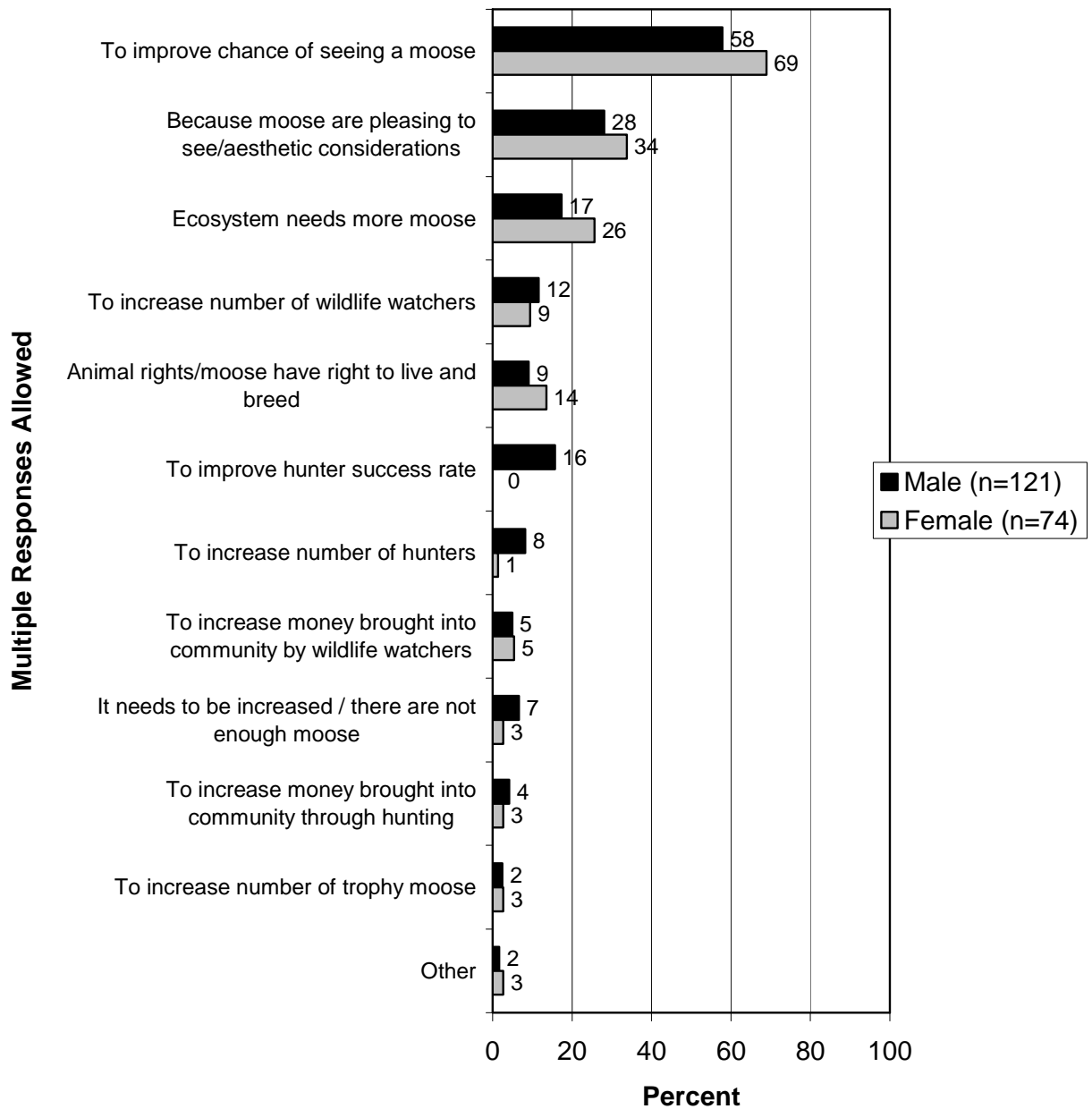
Q53. What are the most important reasons the moose population should be increased? (Asked of those who think the moose population should be increased.)



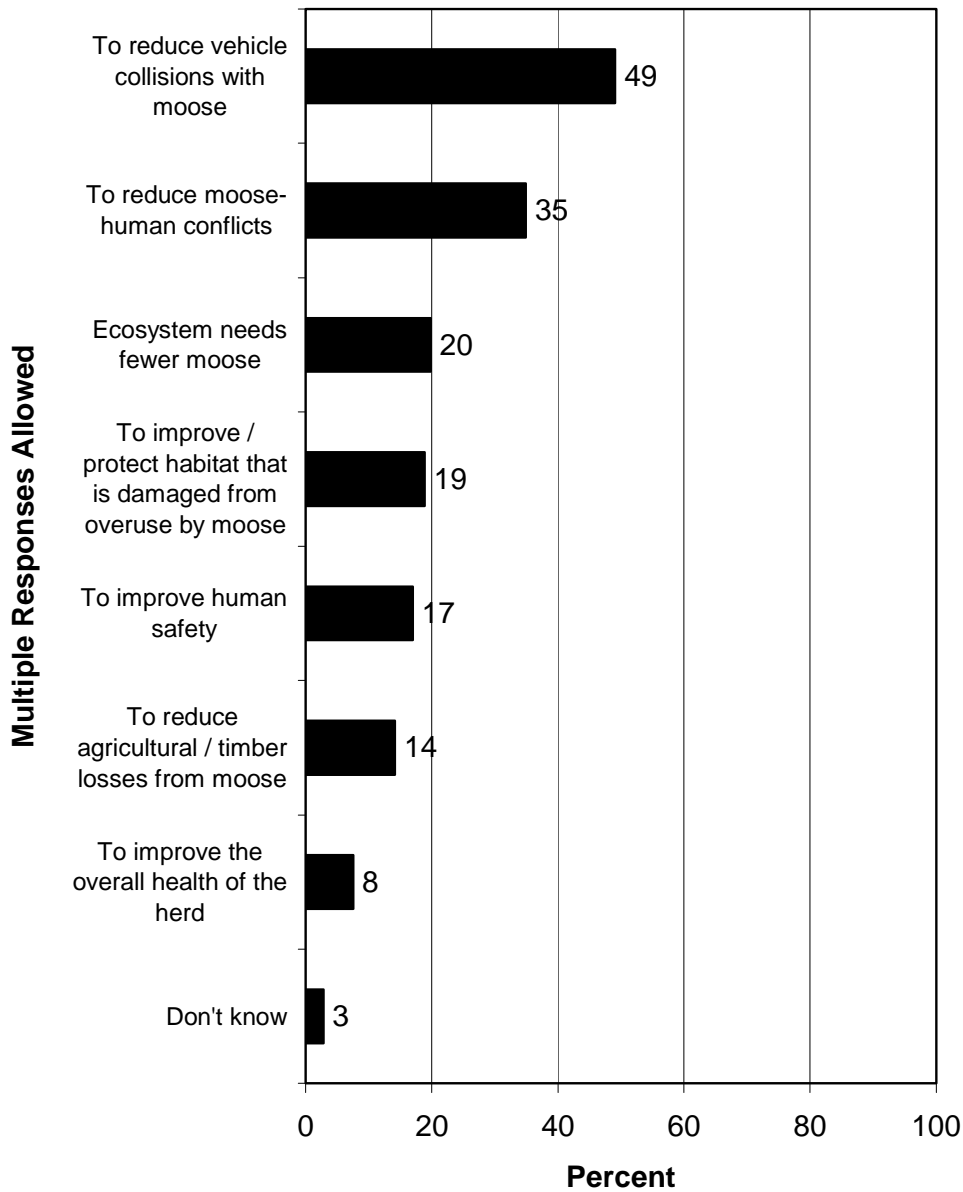
Q53. What are the most important reasons the moose population should be increased? (Asked of those who think the moose population should be increased.)



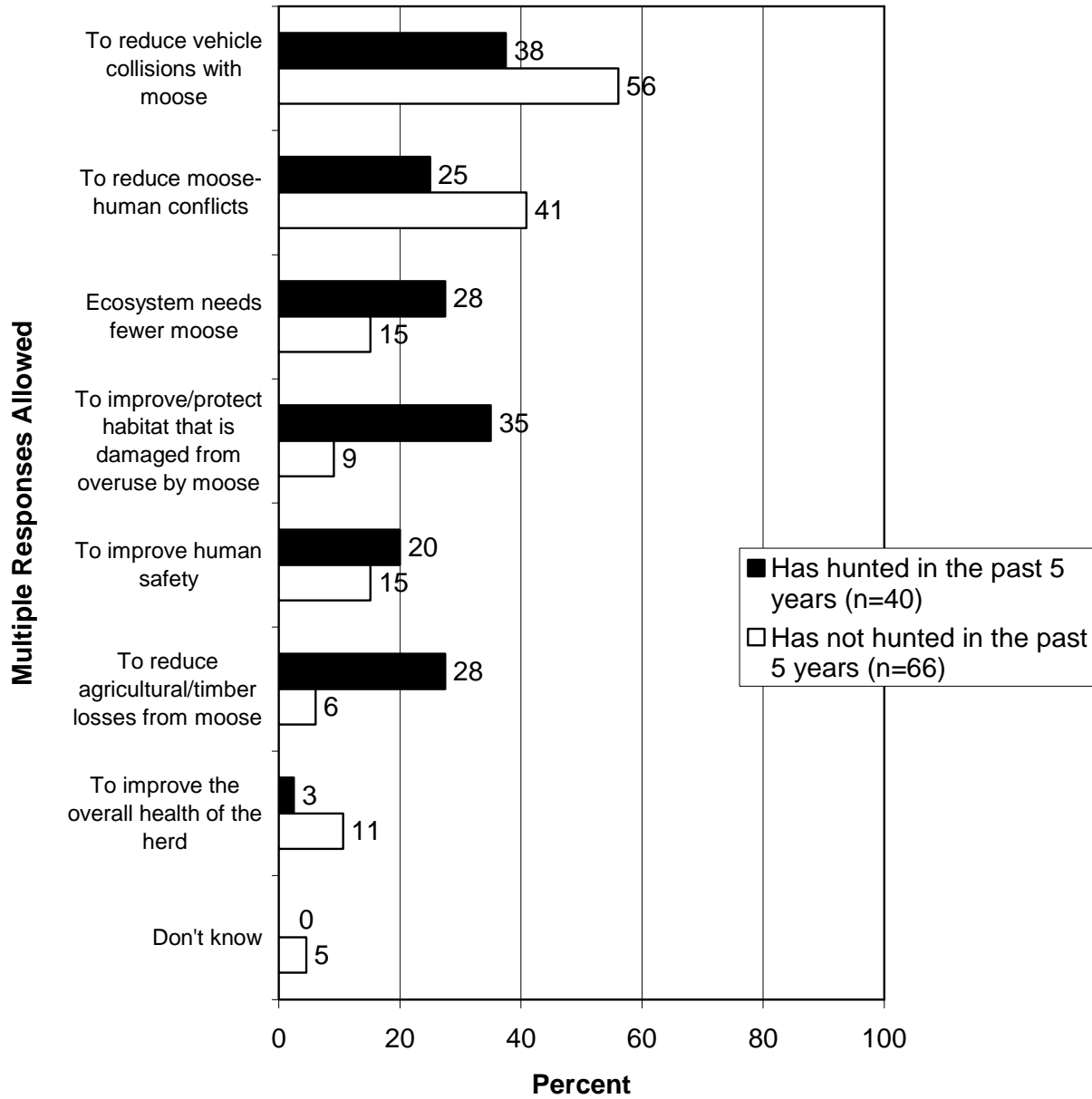
Q53. What are the most important reasons the moose population should be increased? (Asked of those who think the moose population should be increased.)



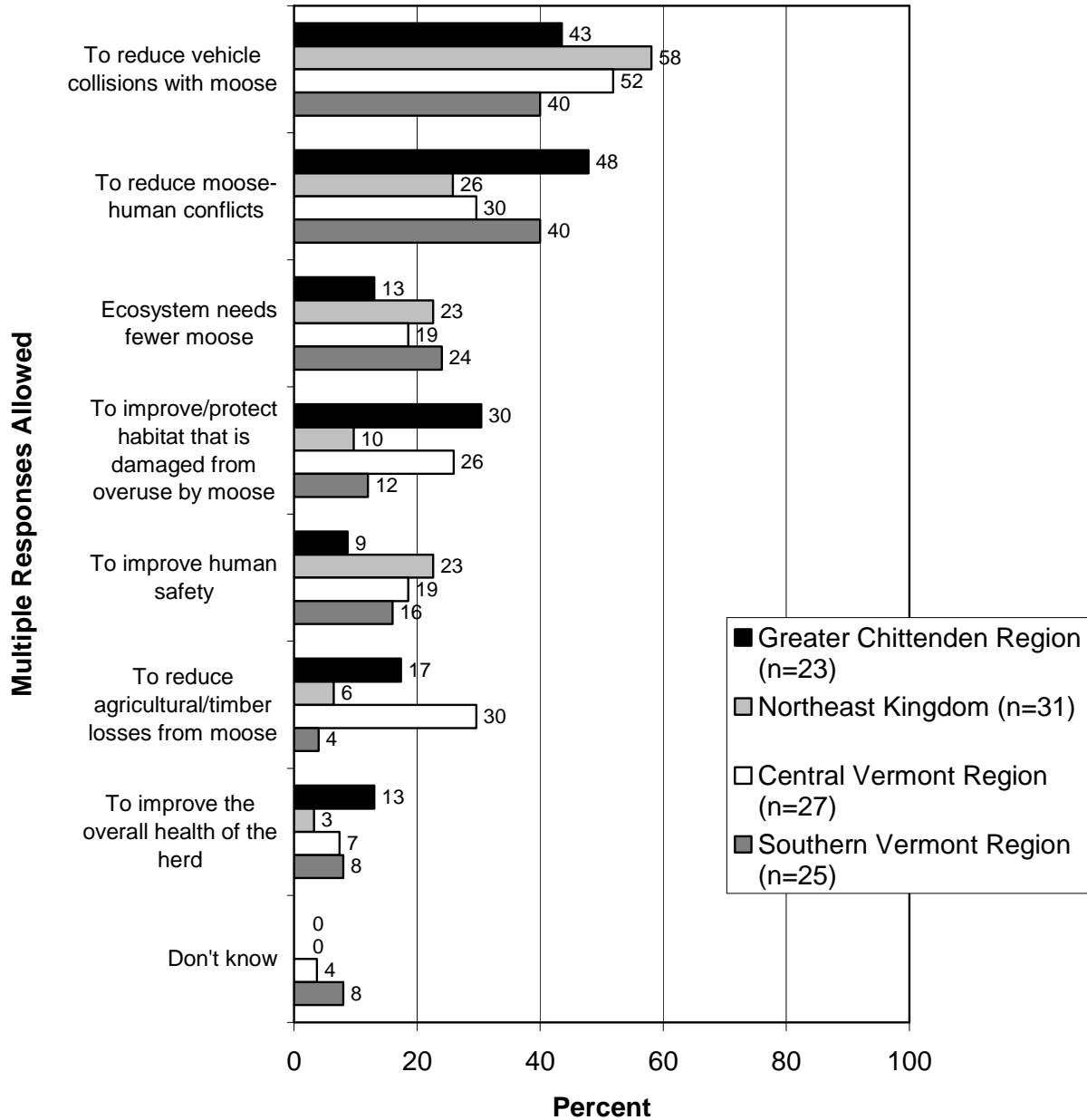
Q57. What are the most important reasons the moose population should be decreased? (Asked of those who think the moose population should be decreased.)



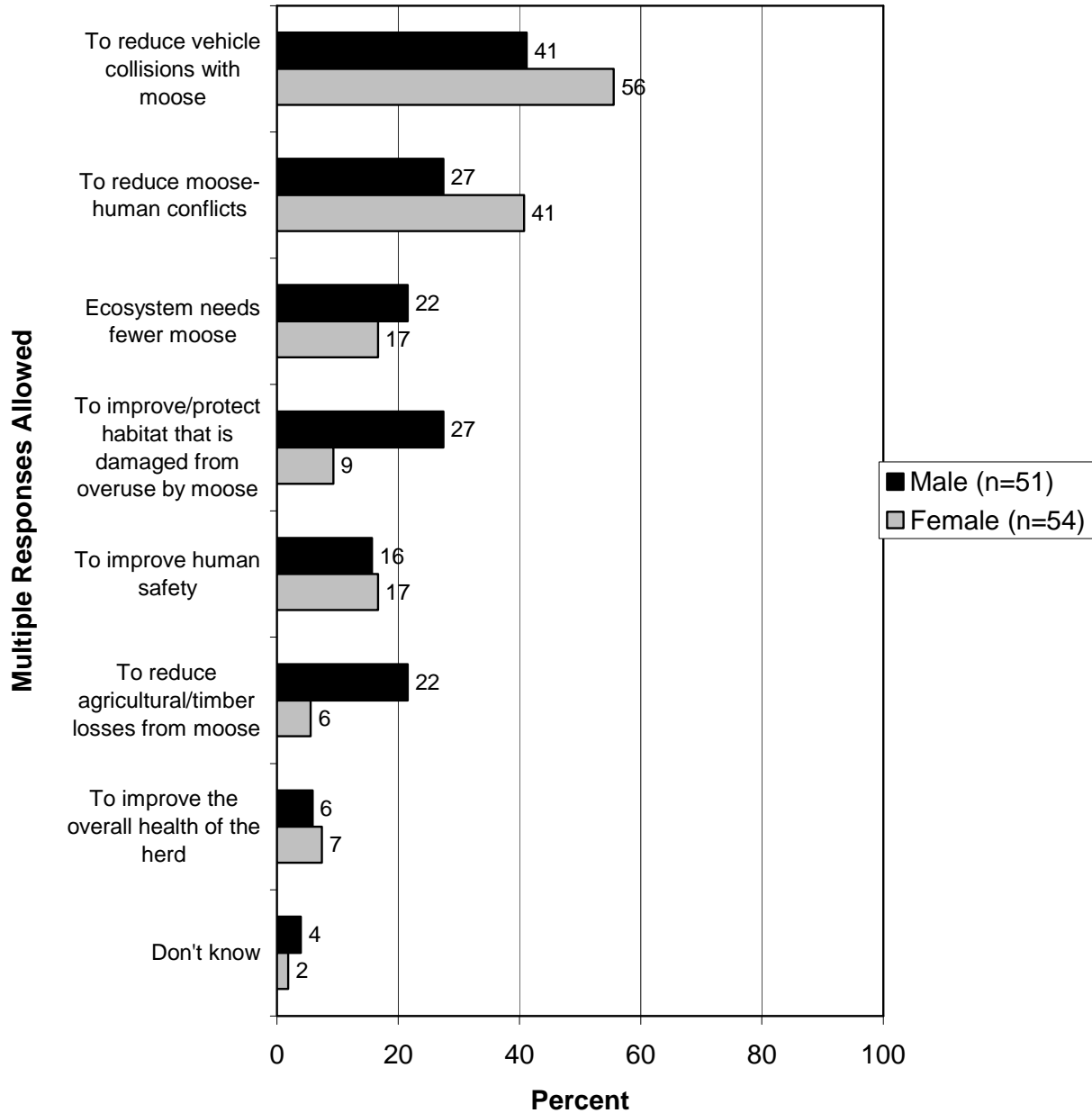
Q57. What are the most important reasons the moose population should be decreased? (Asked of those who think the moose population should be decreased.)



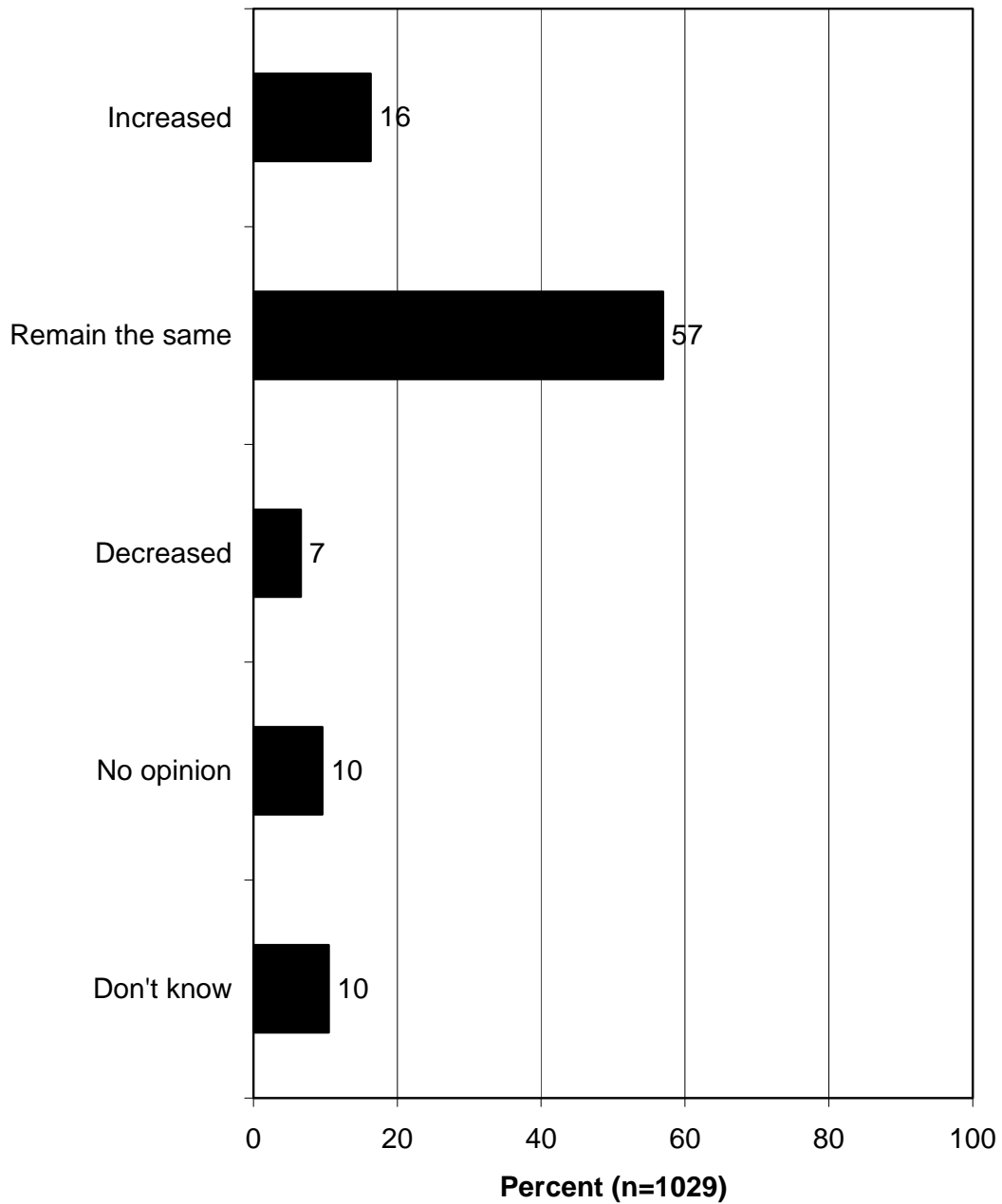
Q57. What are the most important reasons the moose population should be decreased? (Asked of those who think the moose population should be decreased.)



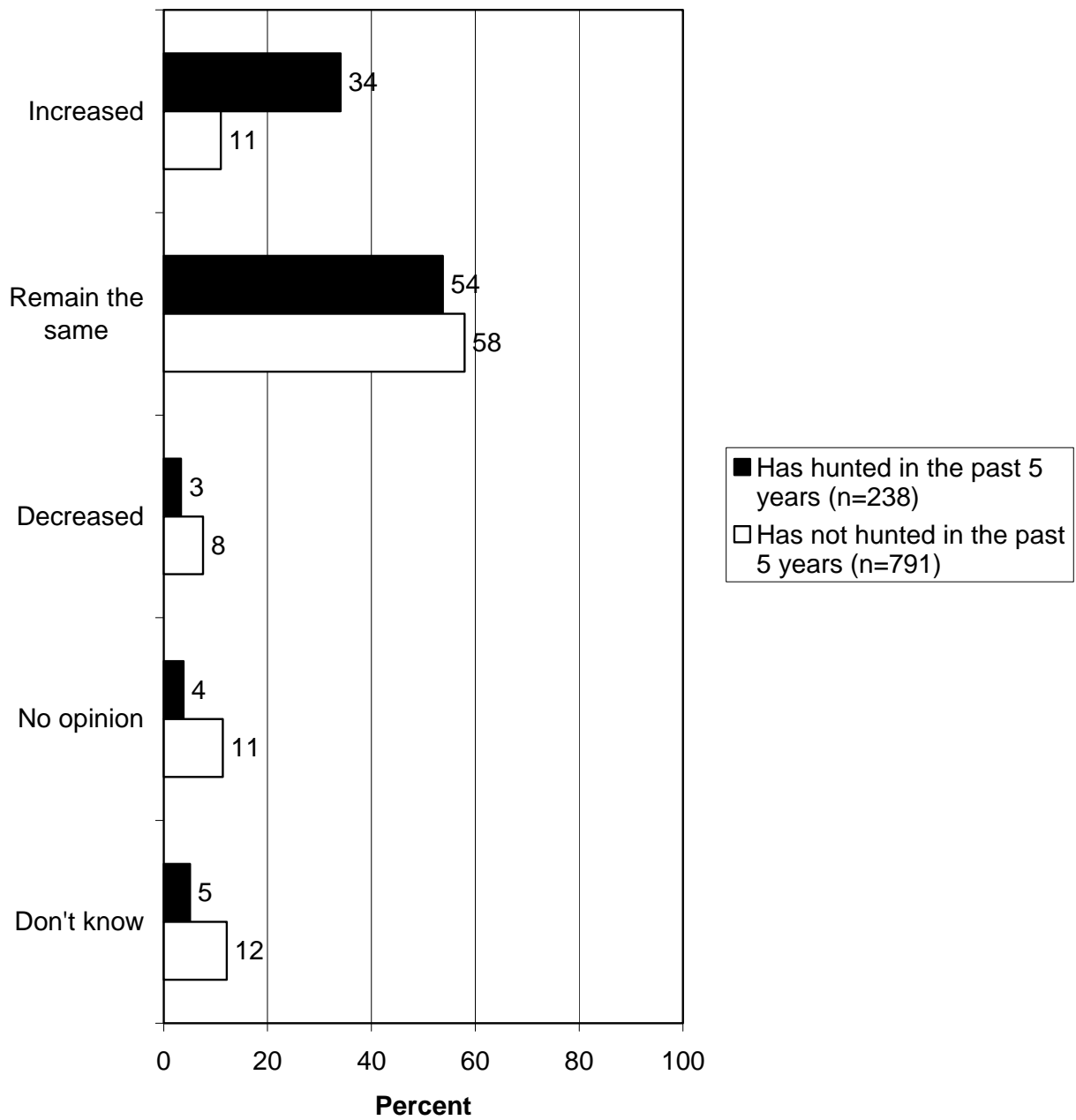
Q57. What are the most important reasons the moose population should be decreased? (Asked of those who think the moose population should be decreased.)



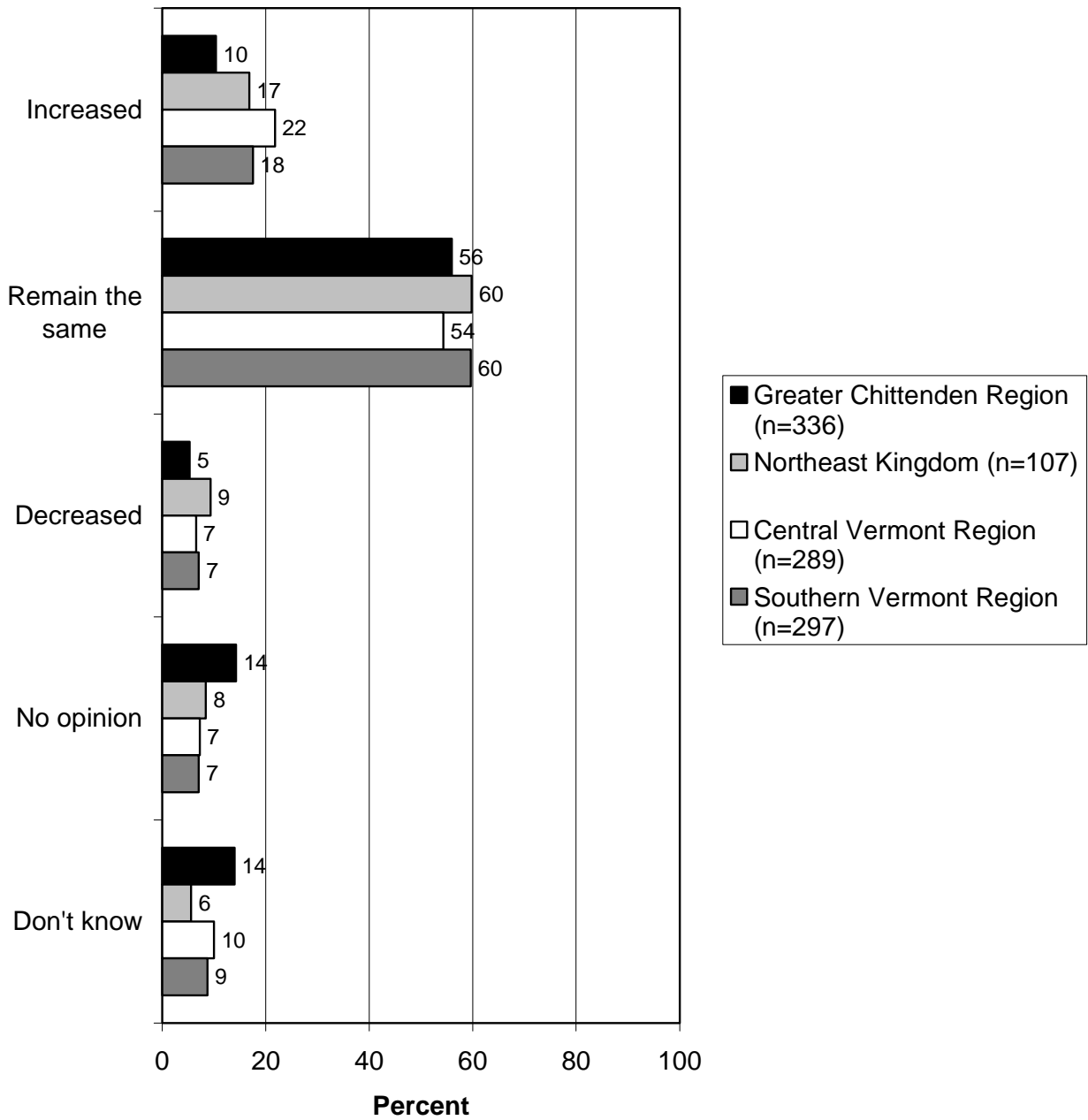
Q68. In your opinion, should the black bear population in your county be increased, remain the same, or be decreased?



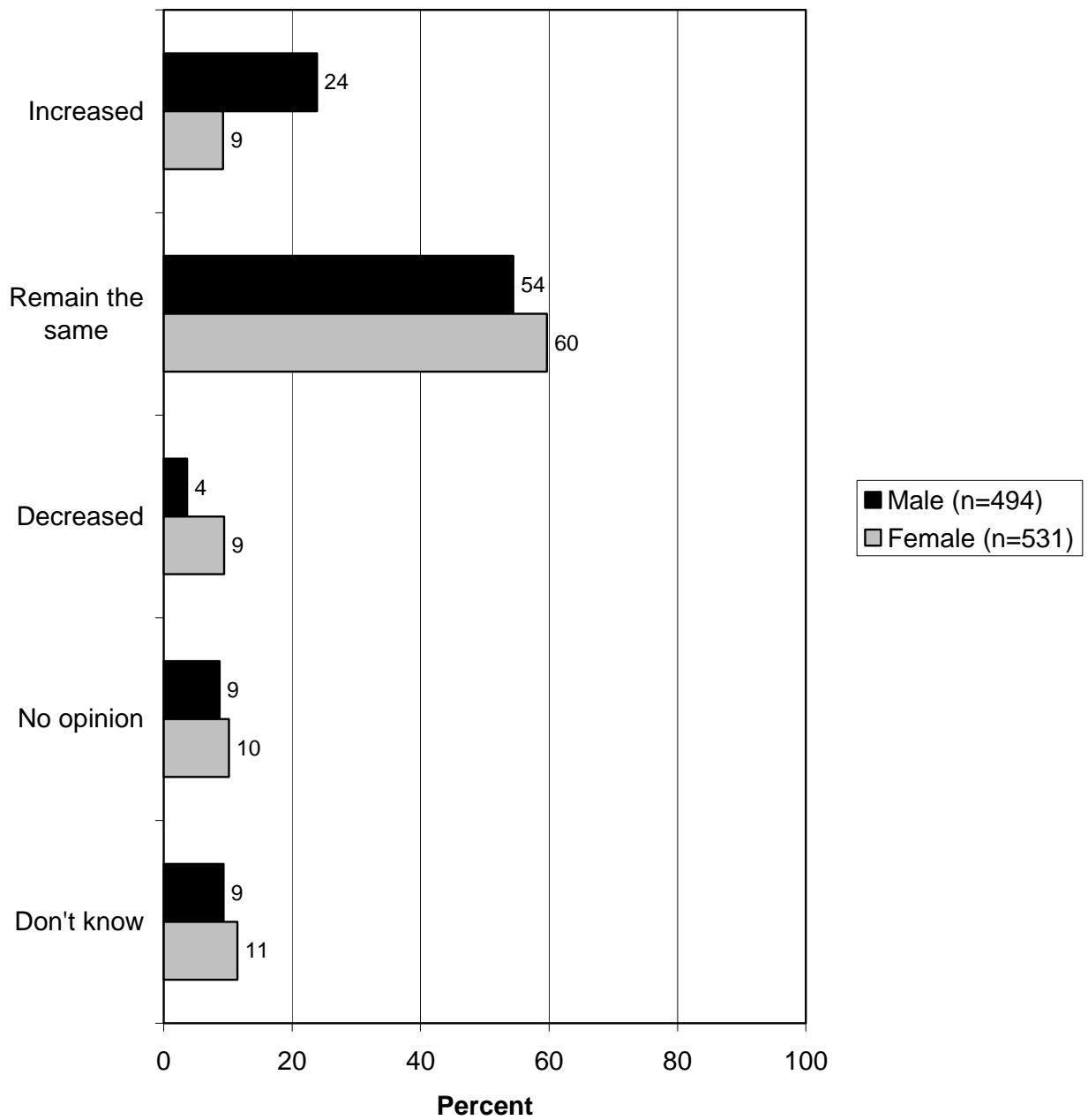
Q68. In your opinion, should the black bear population in your county be increased, remain the same, or be decreased?



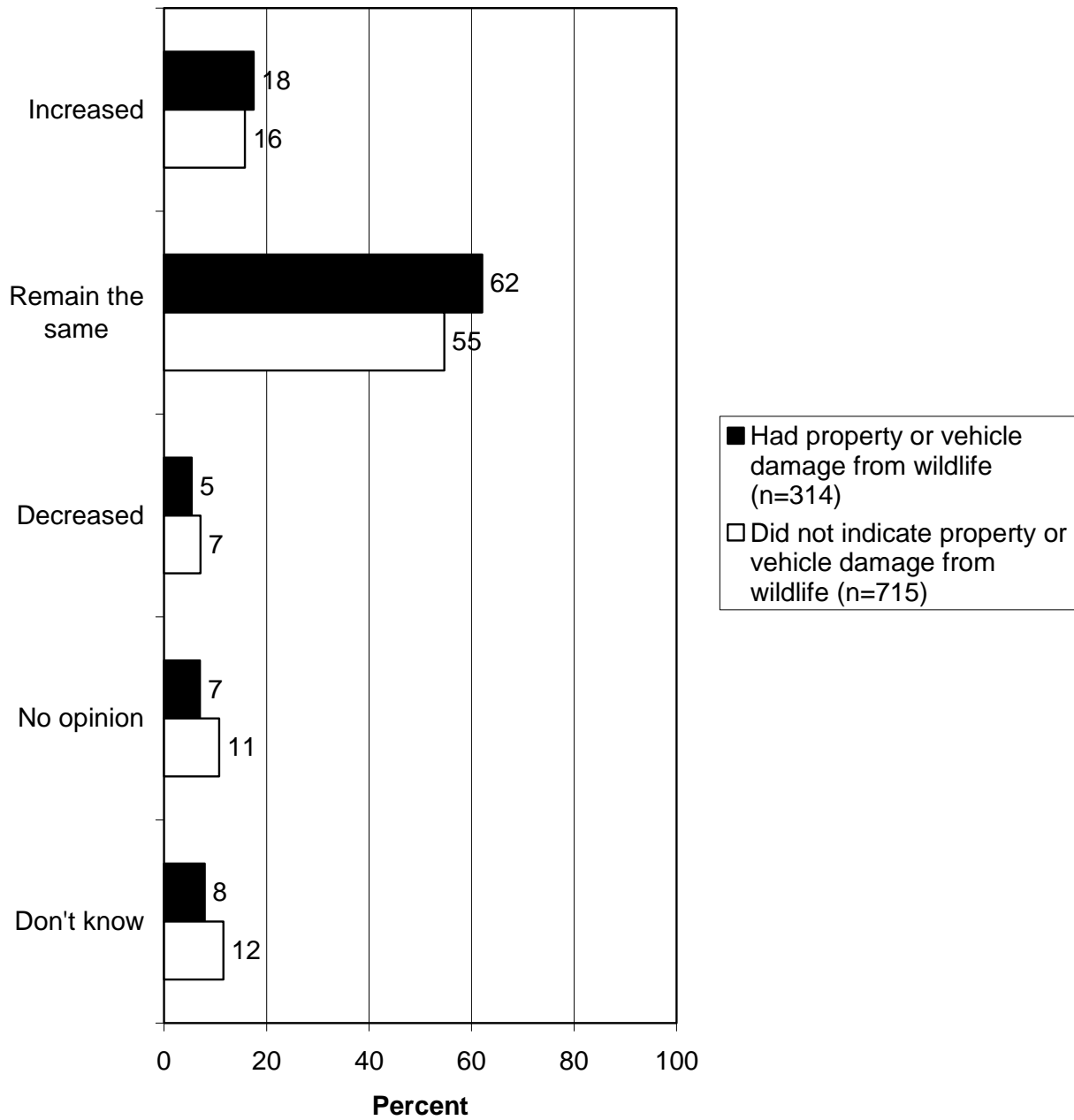
Q68. In your opinion, should the black bear population in your county be increased, remain the same, or be decreased?



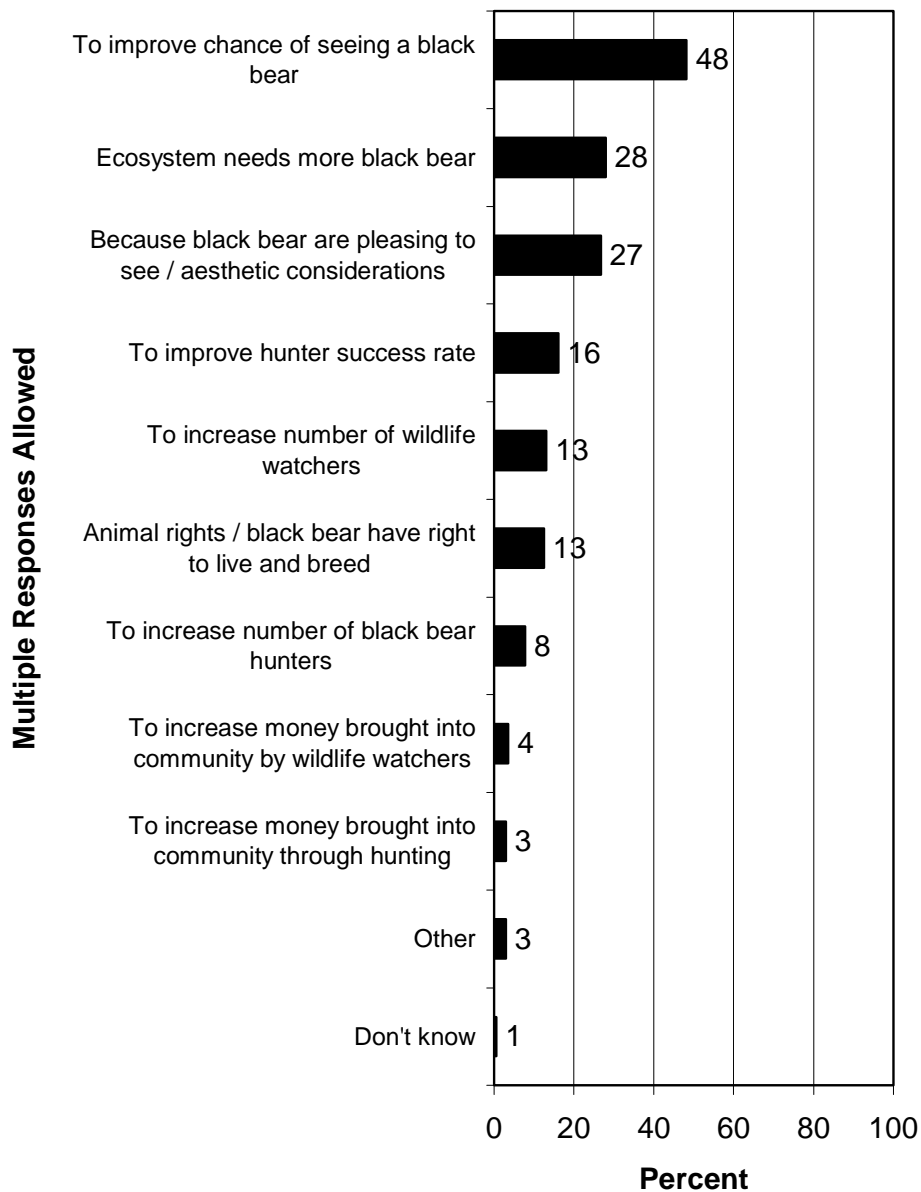
Q68. In your opinion, should the black bear population in your county be increased, remain the same, or be decreased?



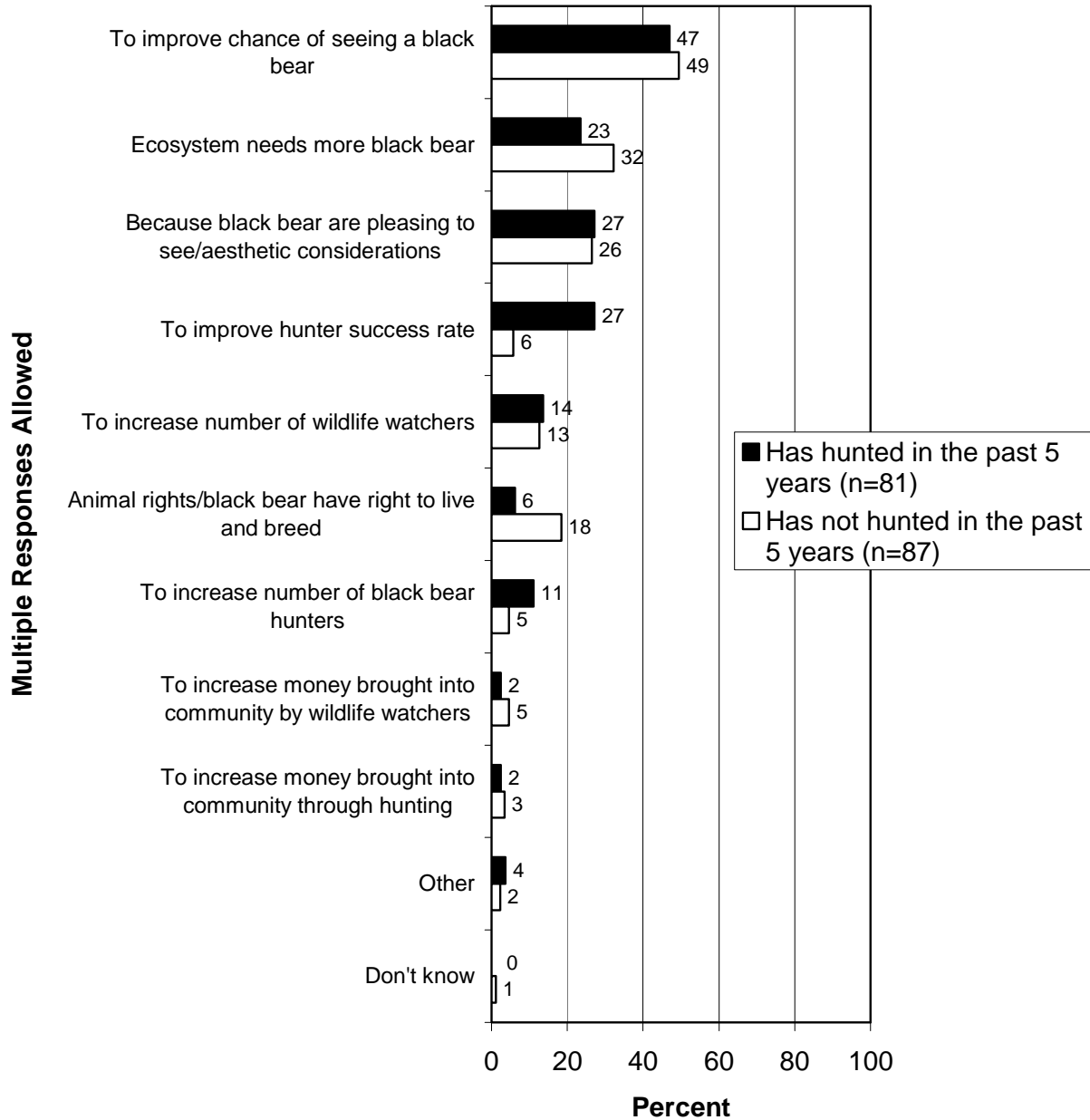
Q68. In your opinion, should the black bear population in your county be increased, remain the same, or be decreased?



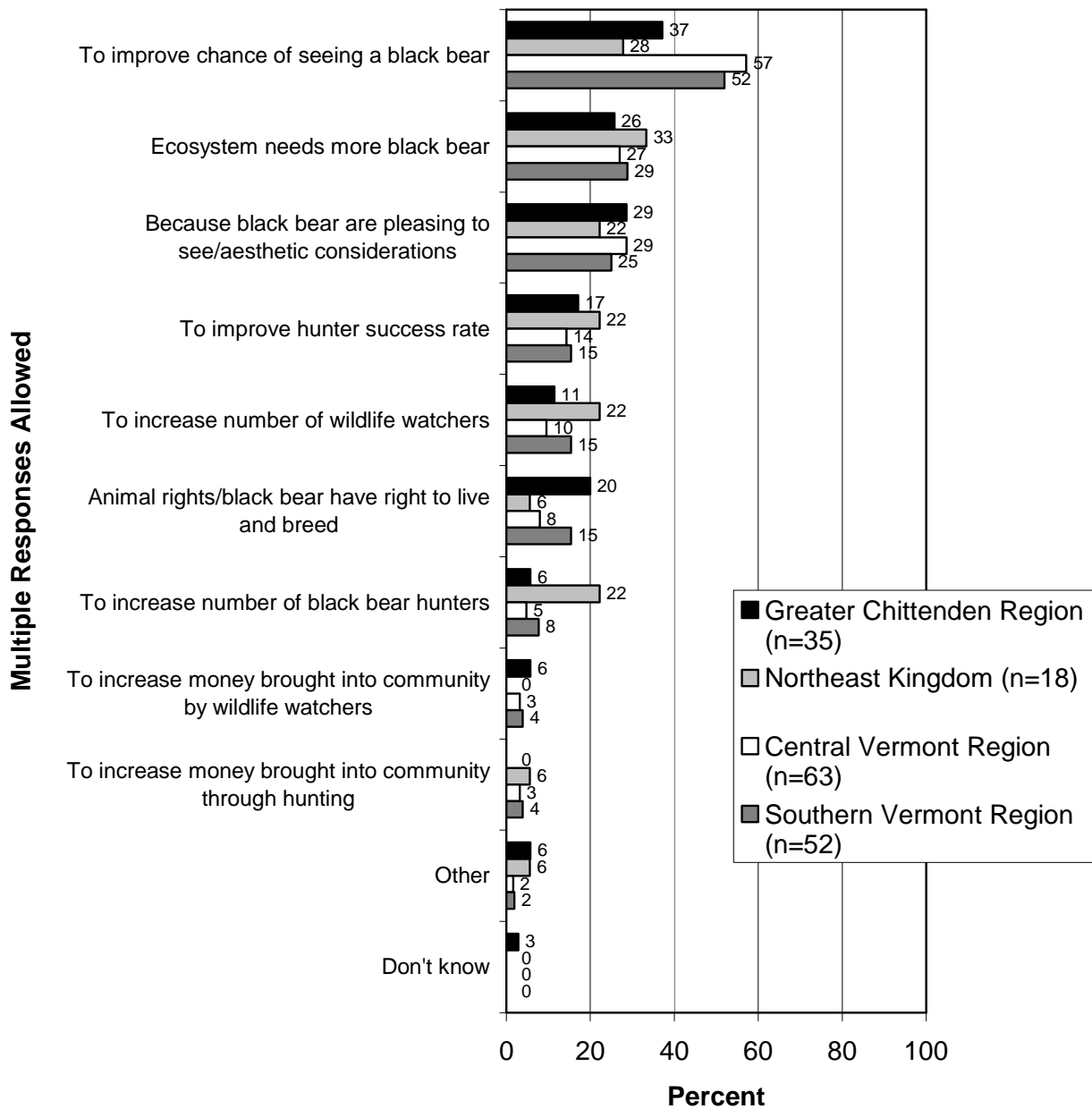
Q71. What are the most important reasons the black bear population should be increased? (Asked of those who think the black bear population should be increased.)



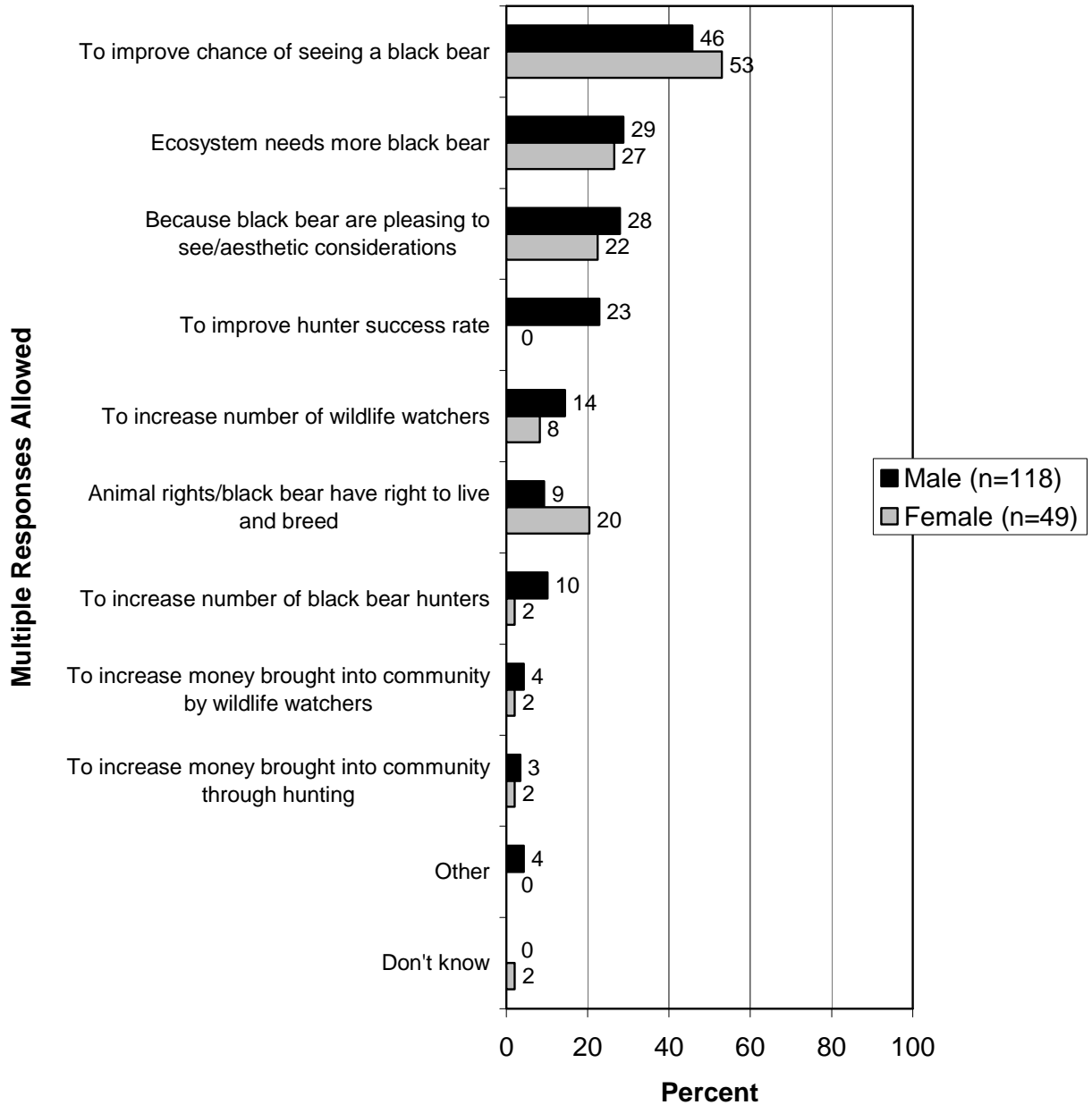
Q71. What are the most important reasons the black bear population should be increased? (Asked of those who think the black bear population should be increased.)



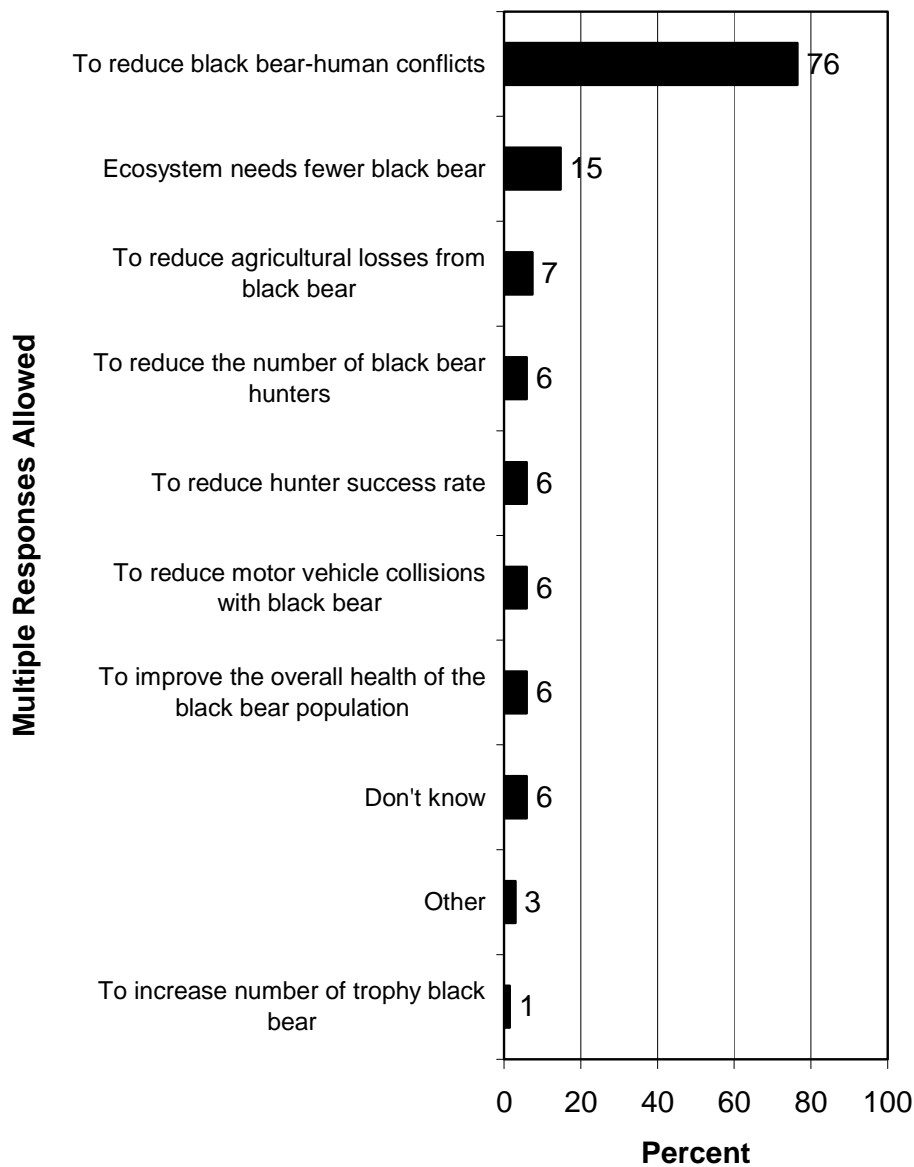
Q71. What are the most important reasons the black bear population should be increased? (Asked of those who think the black bear population should be increased.)



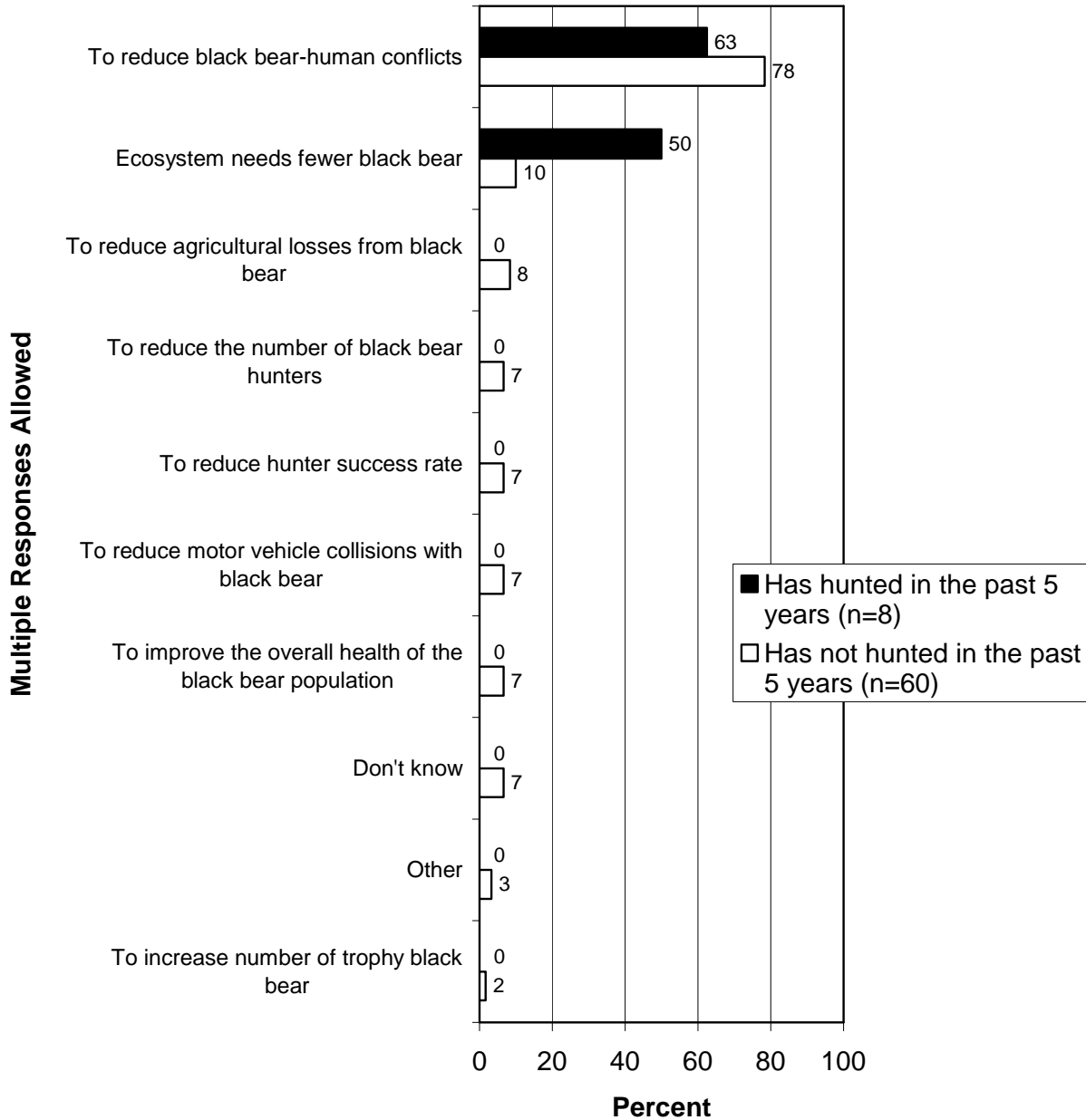
Q71. What are the most important reasons the black bear population should be increased? (Asked of those who think the black bear population should be increased.)



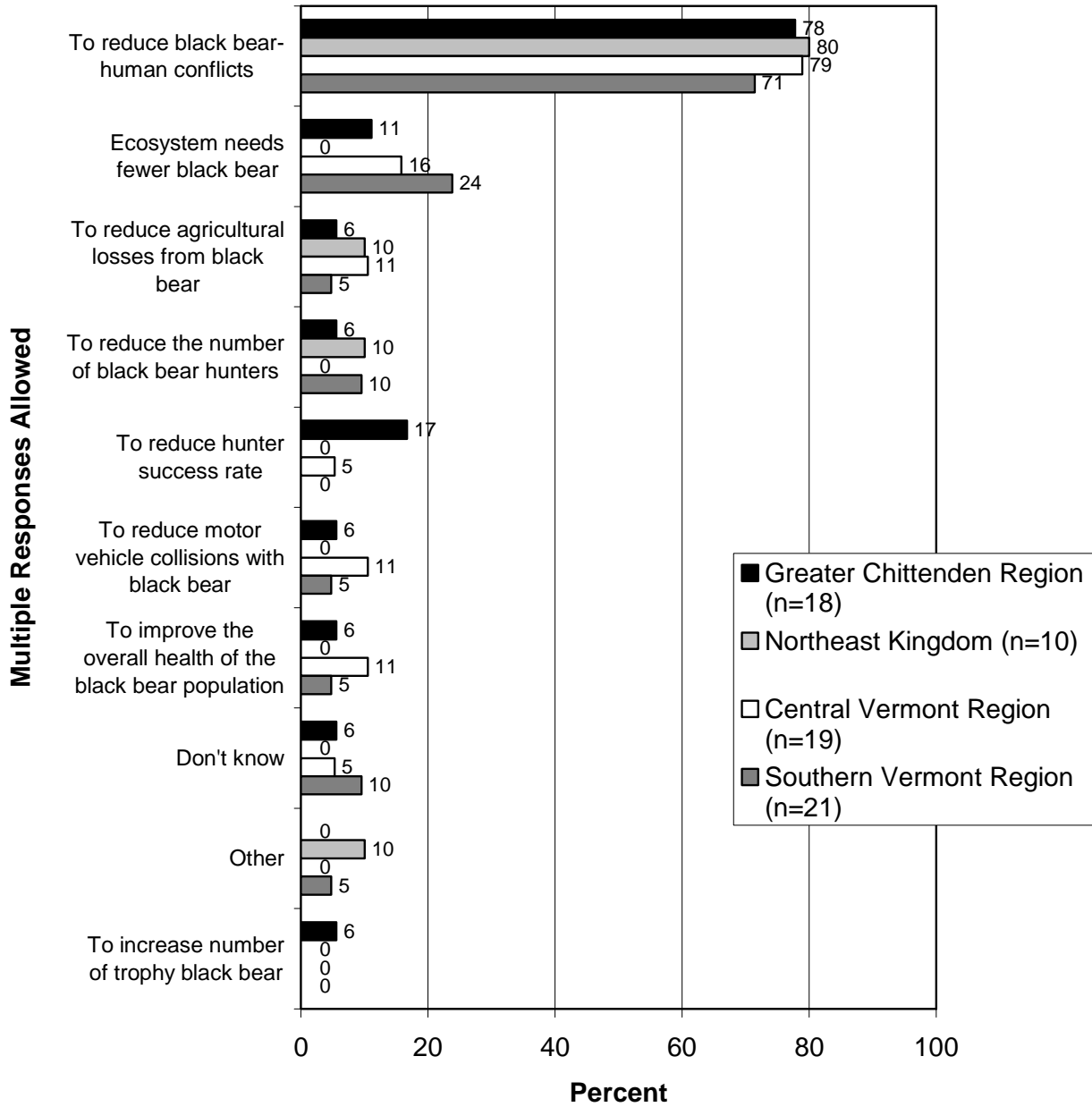
**Q75. What are the most important reasons the black bear population should be decreased?
(Asked of those who think the black bear population should be decreased.)**



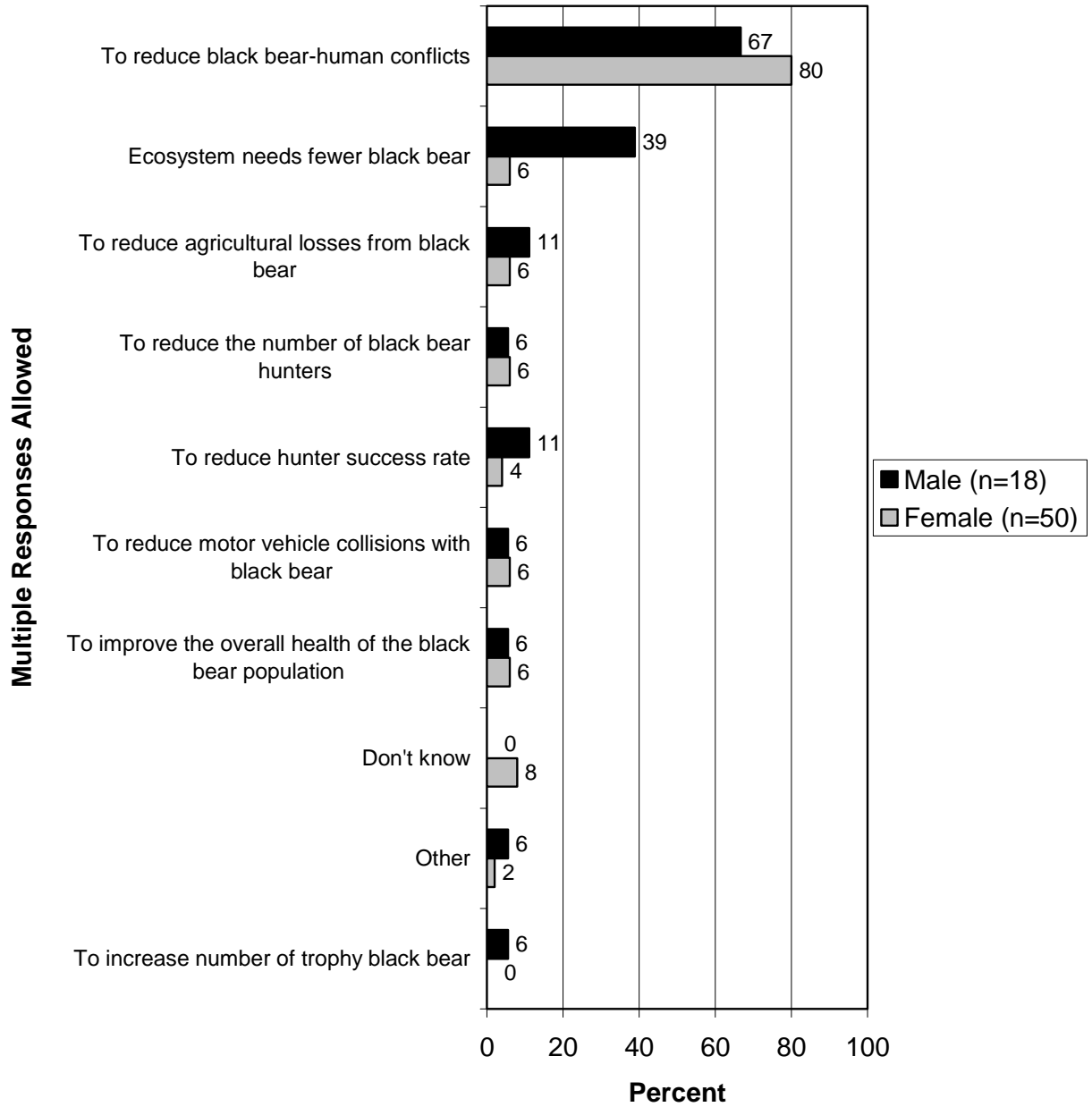
Q75. What are the most important reasons the black bear population should be decreased? (Asked of those who think the black bear population should be decreased.)



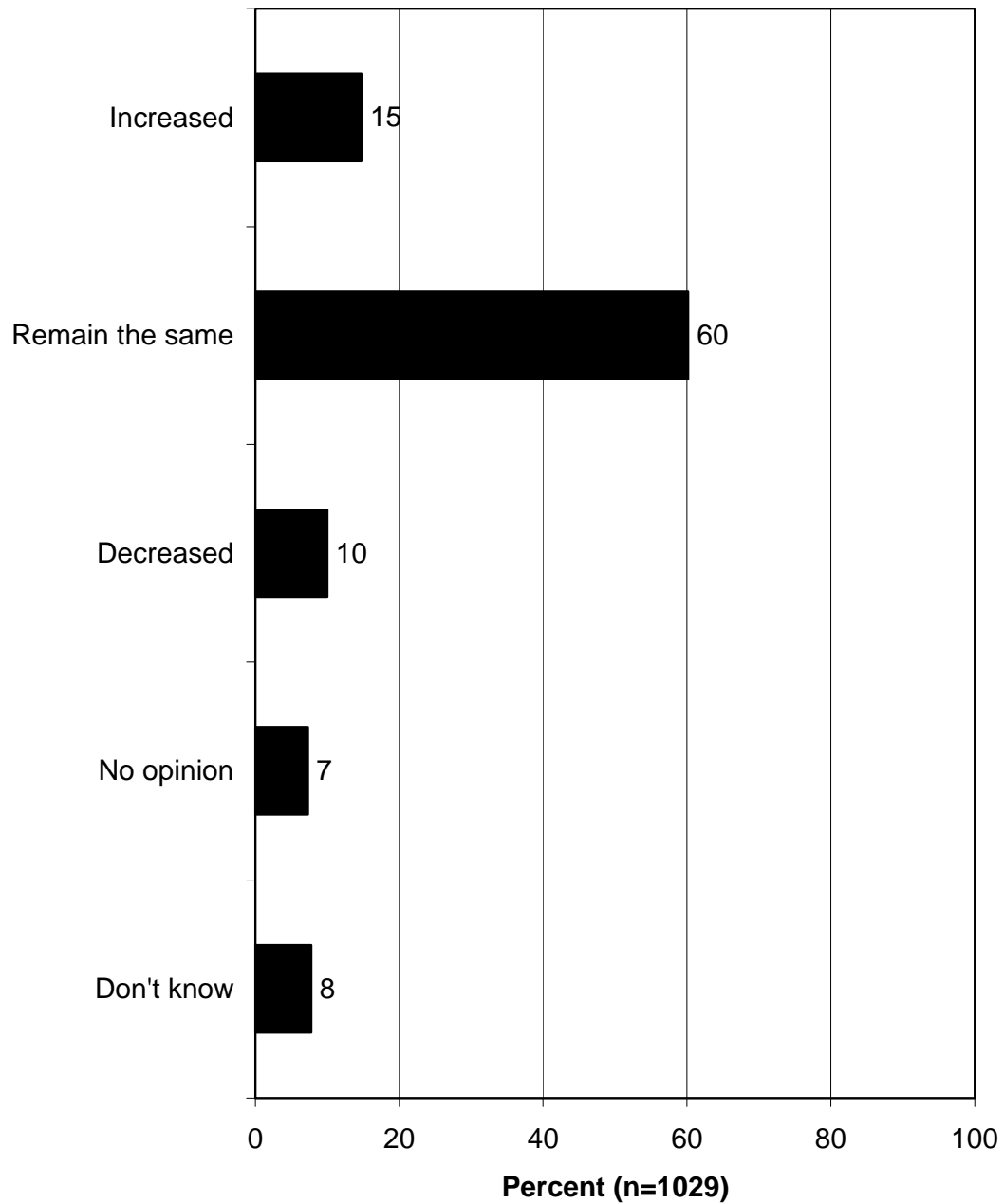
Q75. What are the most important reasons the black bear population should be decreased? (Asked of those who think the black bear population should be decreased.)



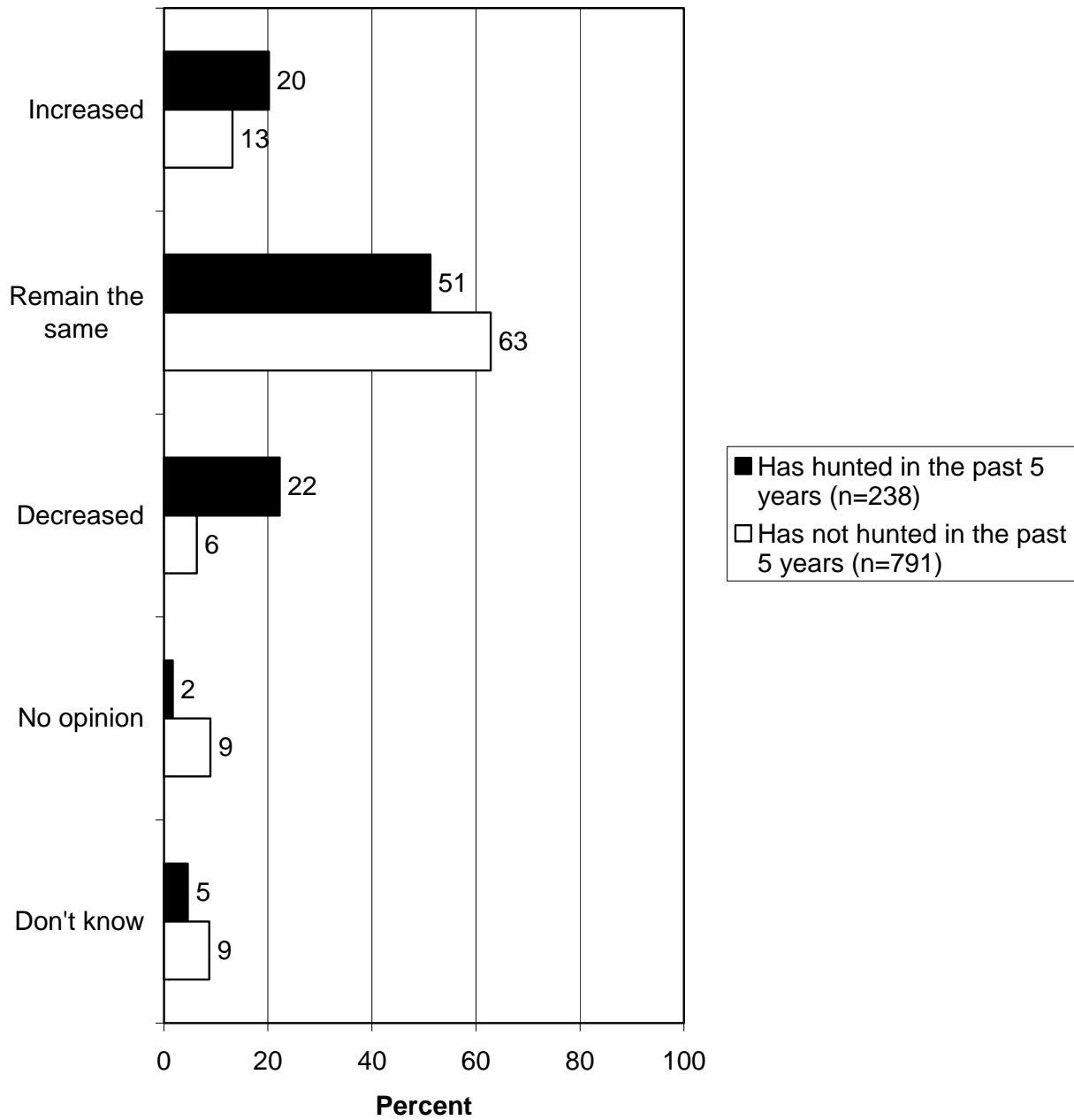
Q75. What are the most important reasons the black bear population should be decreased? (Asked of those who think the black bear population should be decreased.)



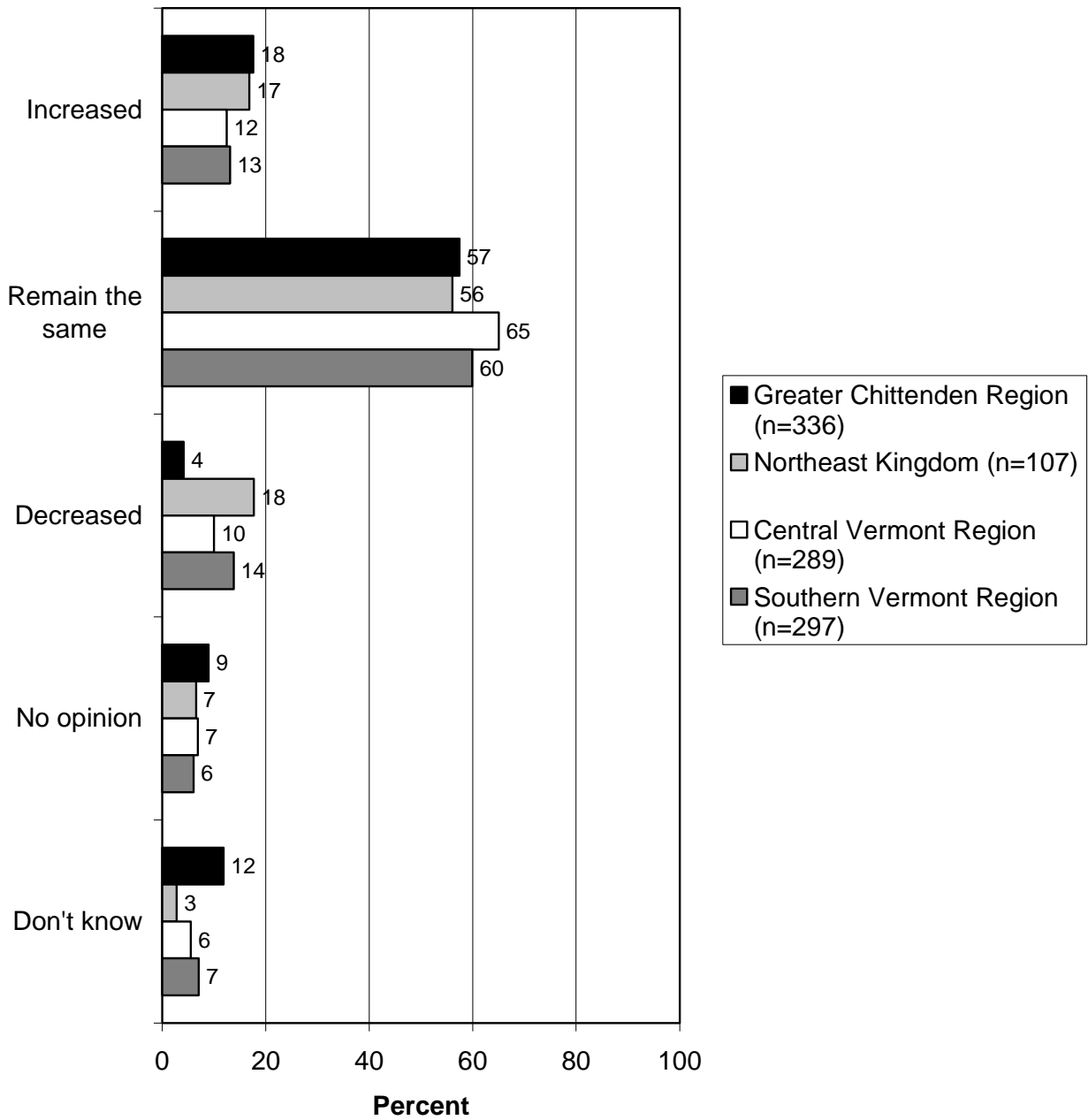
Q59. In your opinion, should the wild turkey population in your county be increased, remain the same, or be decreased?



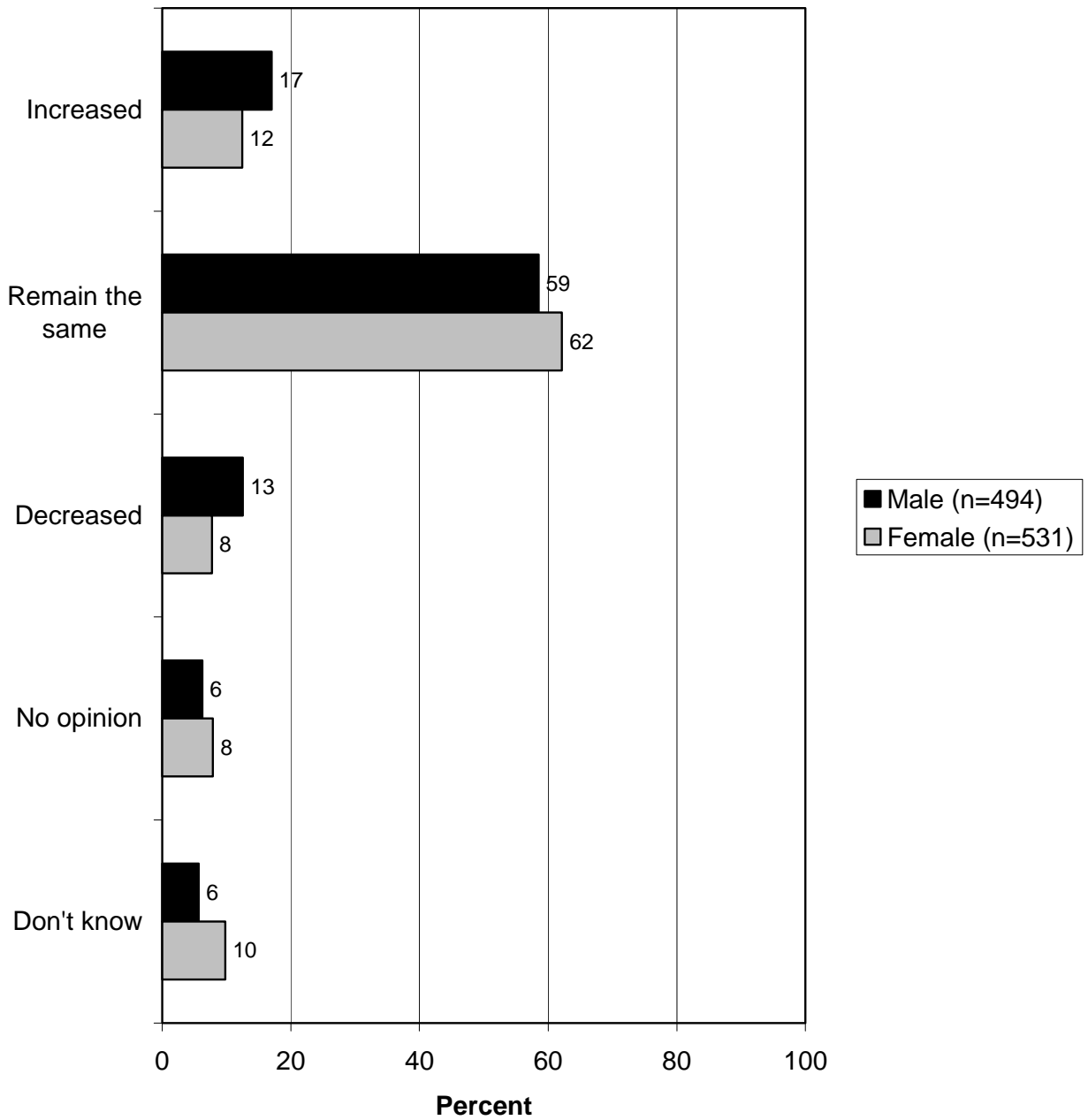
Q59. In your opinion, should the wild turkey population in your county be increased, remain the same, or be decreased?



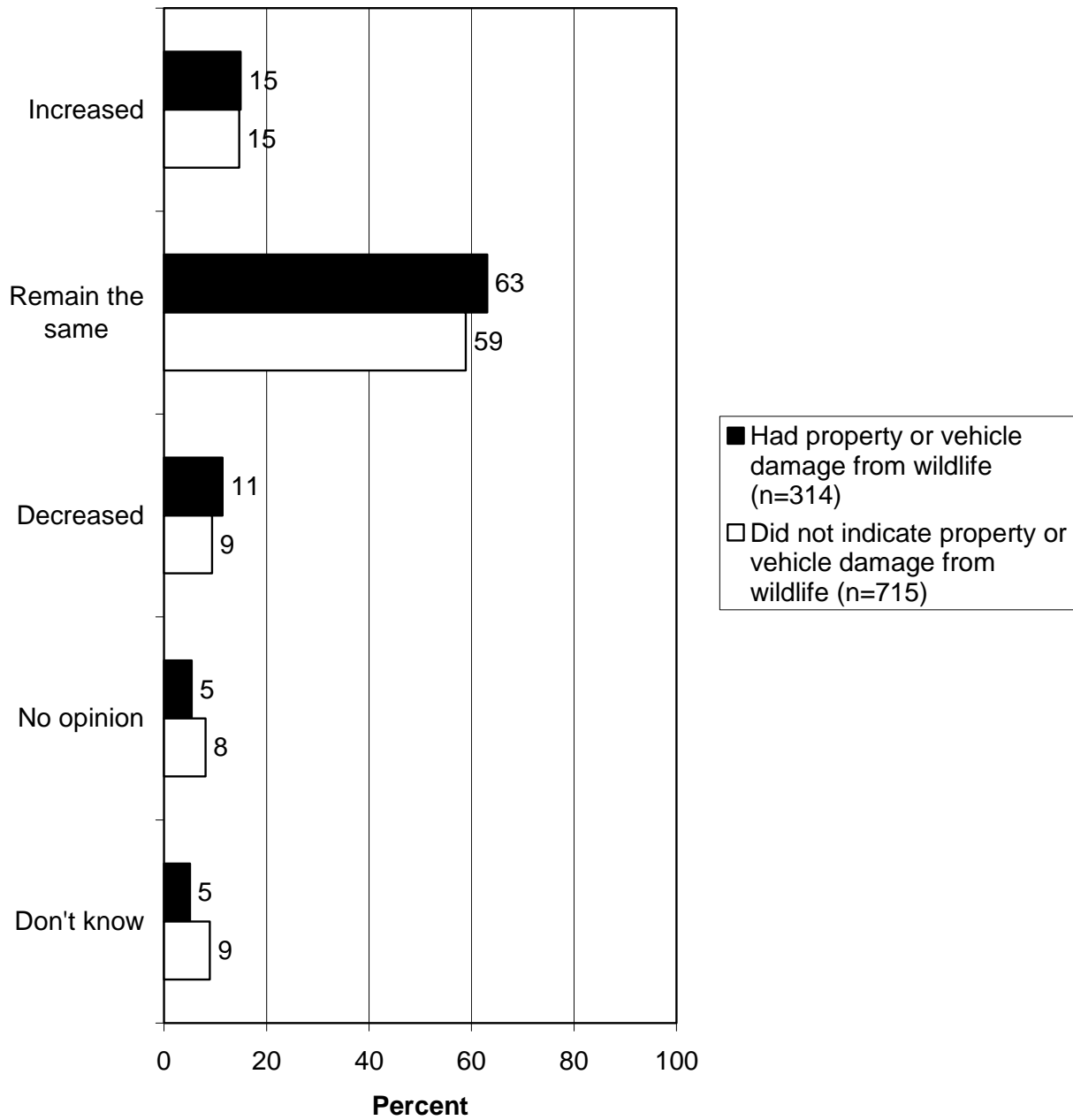
Q59. In your opinion, should the wild turkey population in your county be increased, remain the same, or be decreased?



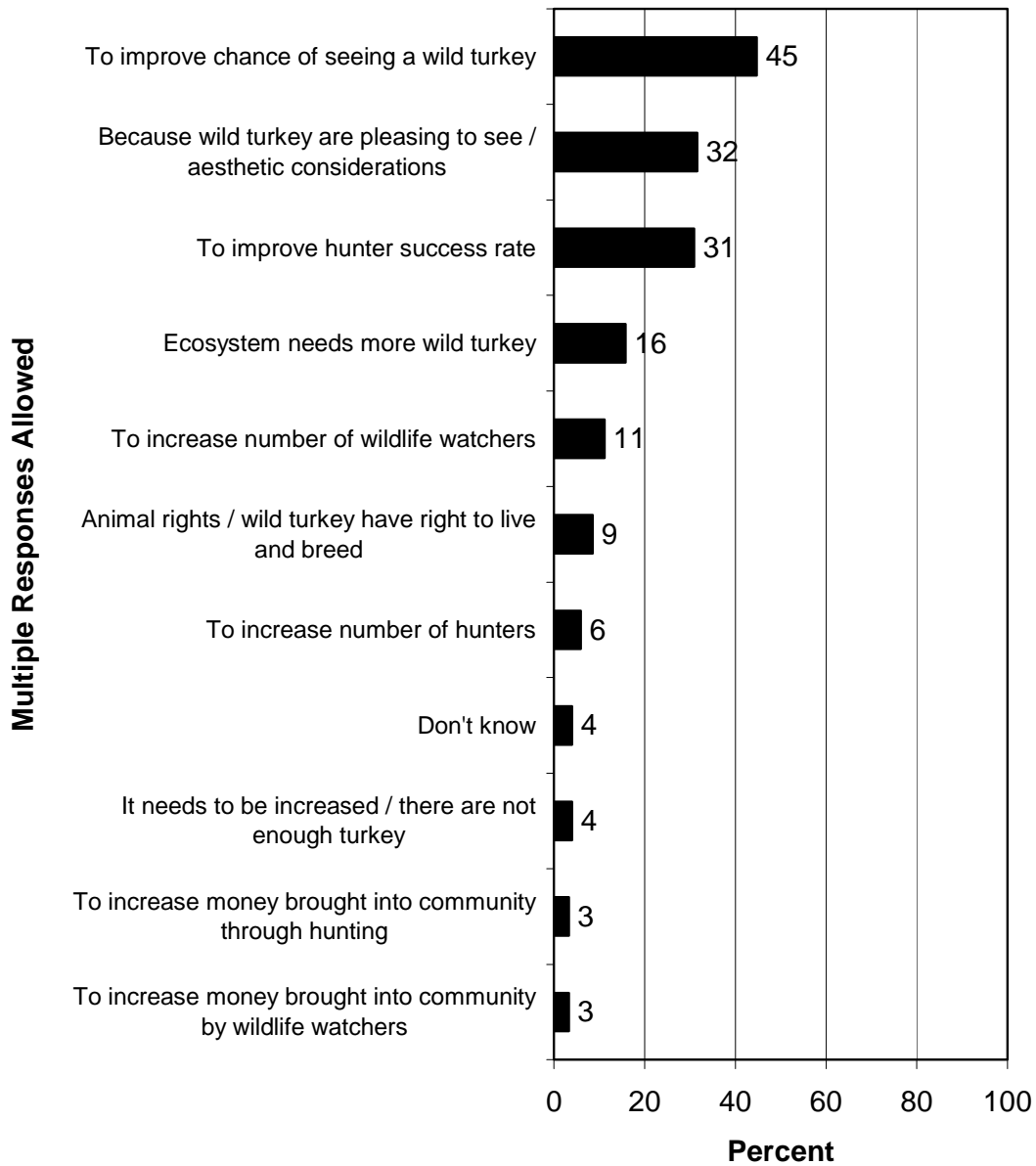
Q59. In your opinion, should the wild turkey population in your county be increased, remain the same, or be decreased?



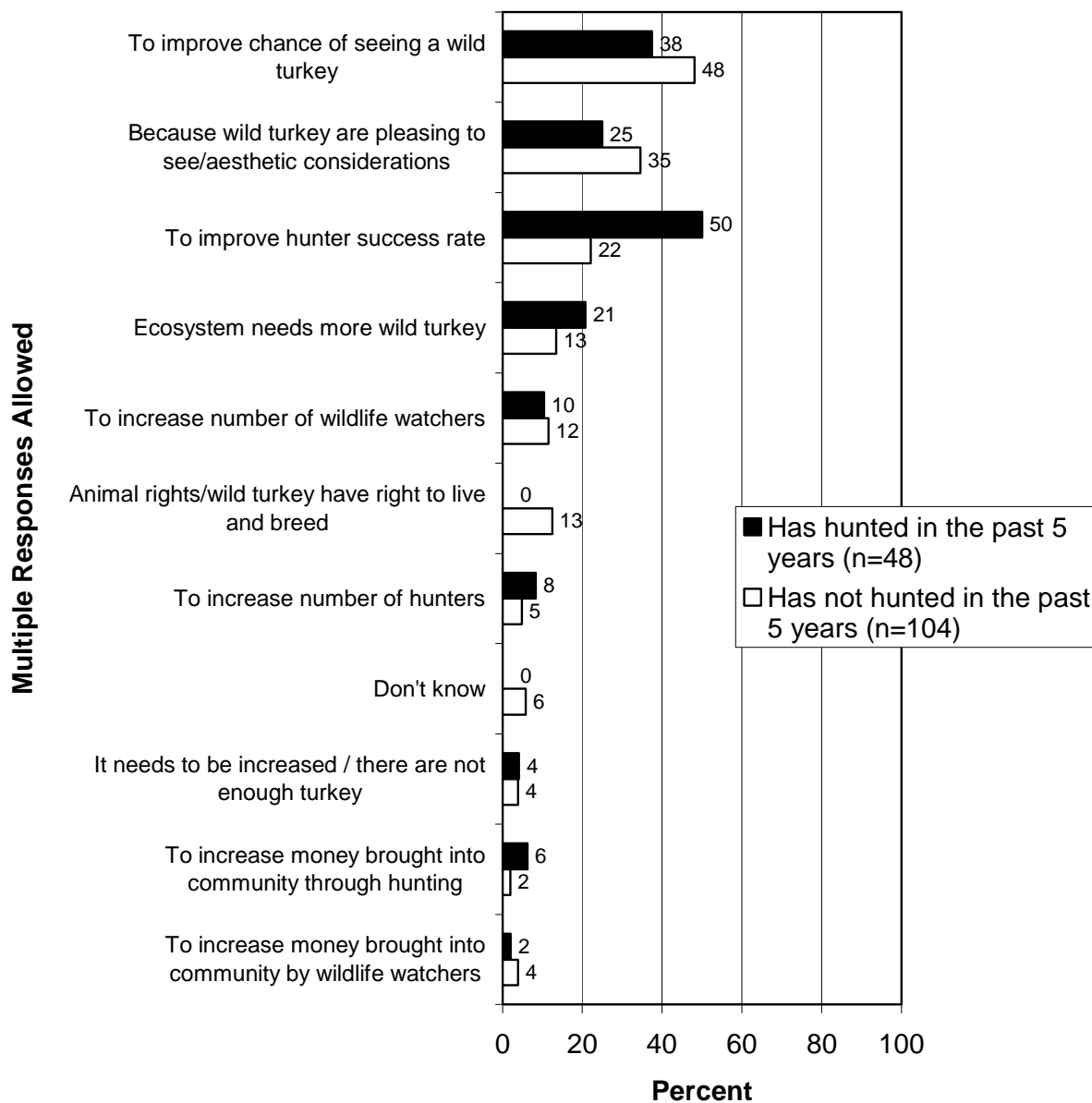
Q59. In your opinion, should the wild turkey population in your county be increased, remain the same, or be decreased?



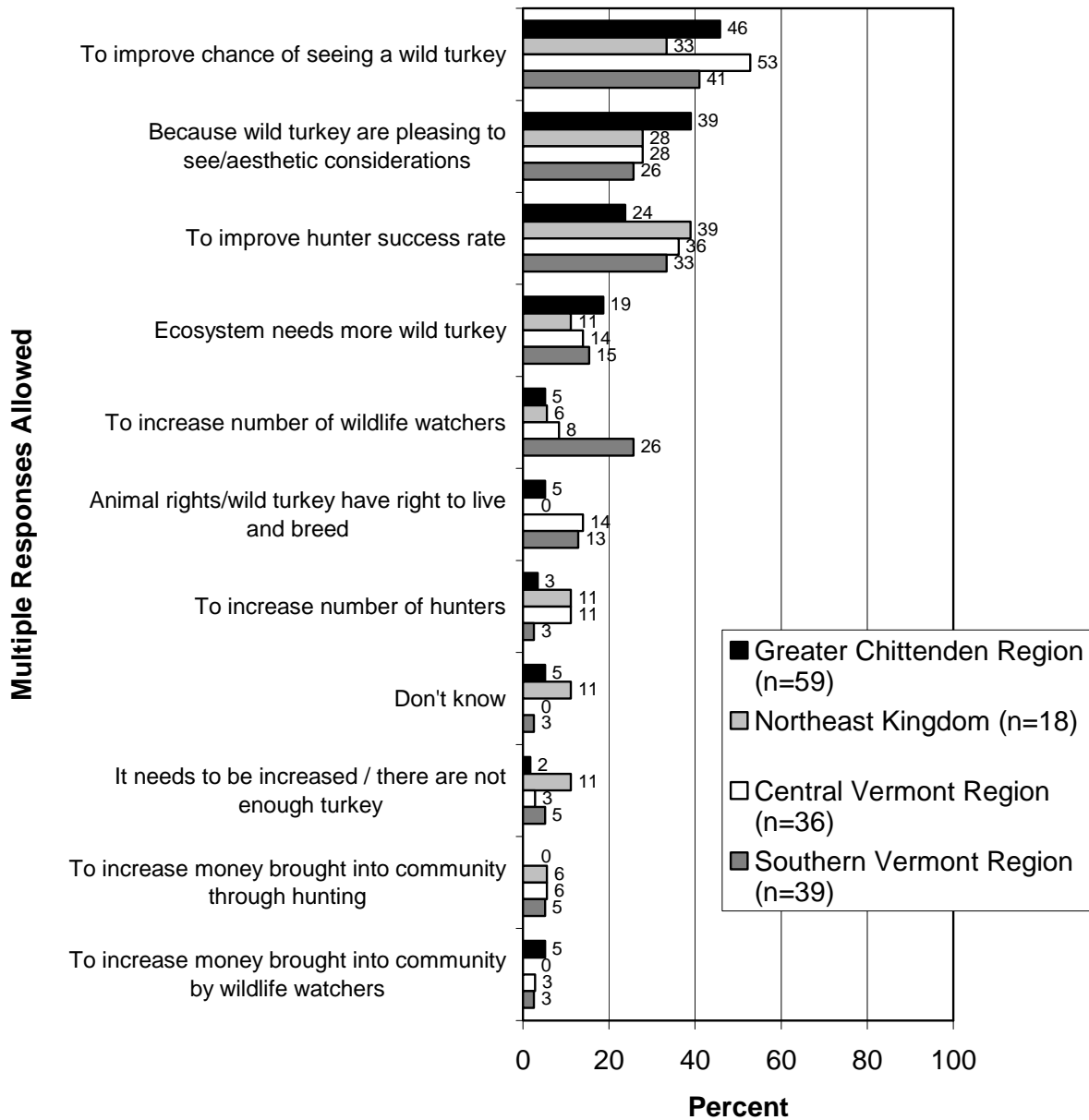
Q62. What are the most important reasons the turkey population should be increased? (Asked of those who think the turkey population should be increased.)



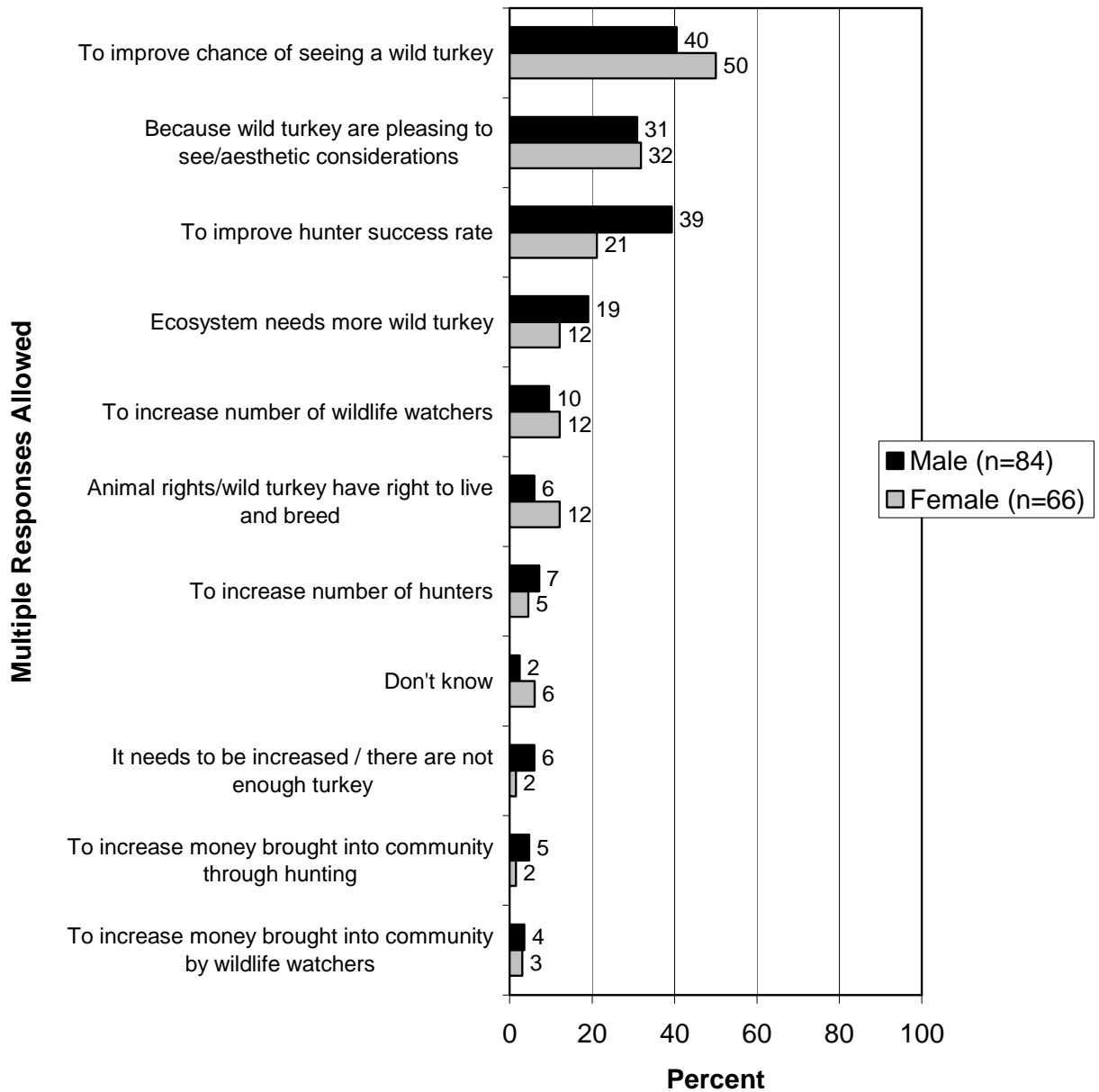
Q62. What are the most important reasons the turkey population should be increased? (Asked of those who think the turkey population should be increased.)



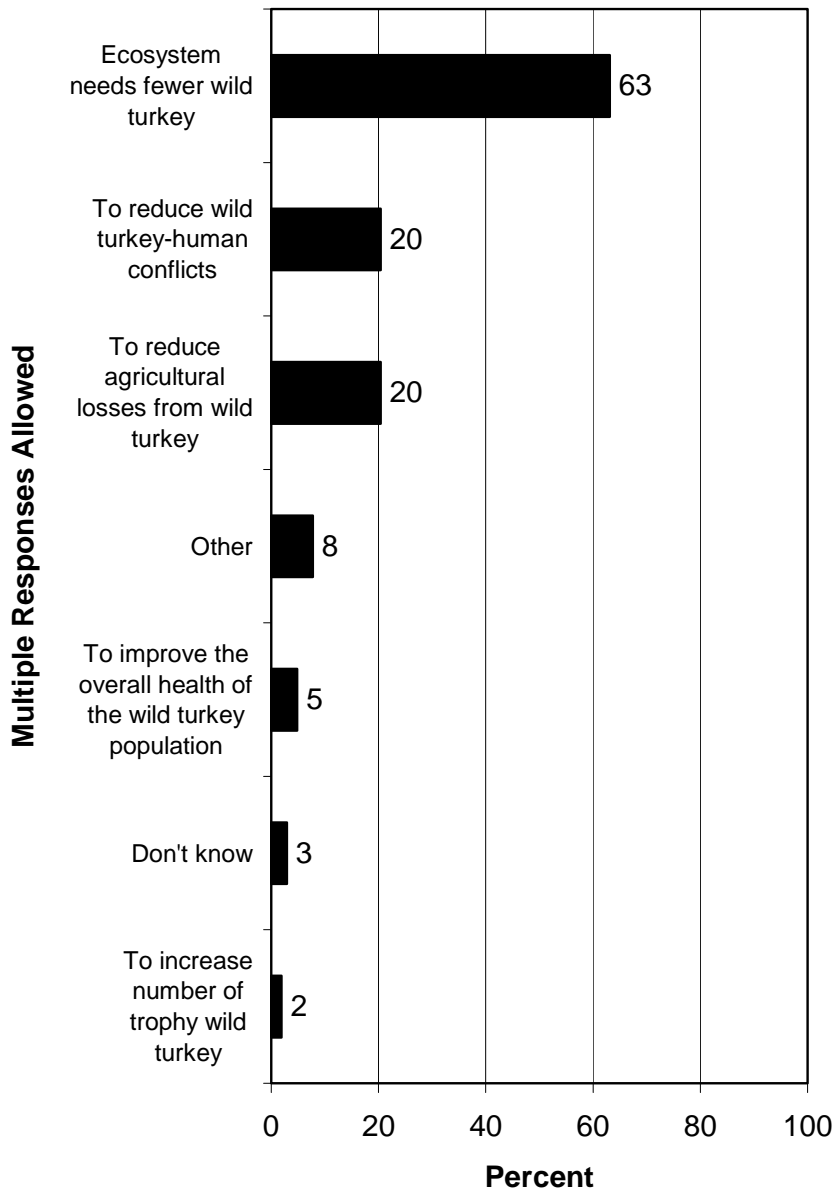
Q62. What are the most important reasons the turkey population should be increased? (Asked of those who think the turkey population should be increased.)



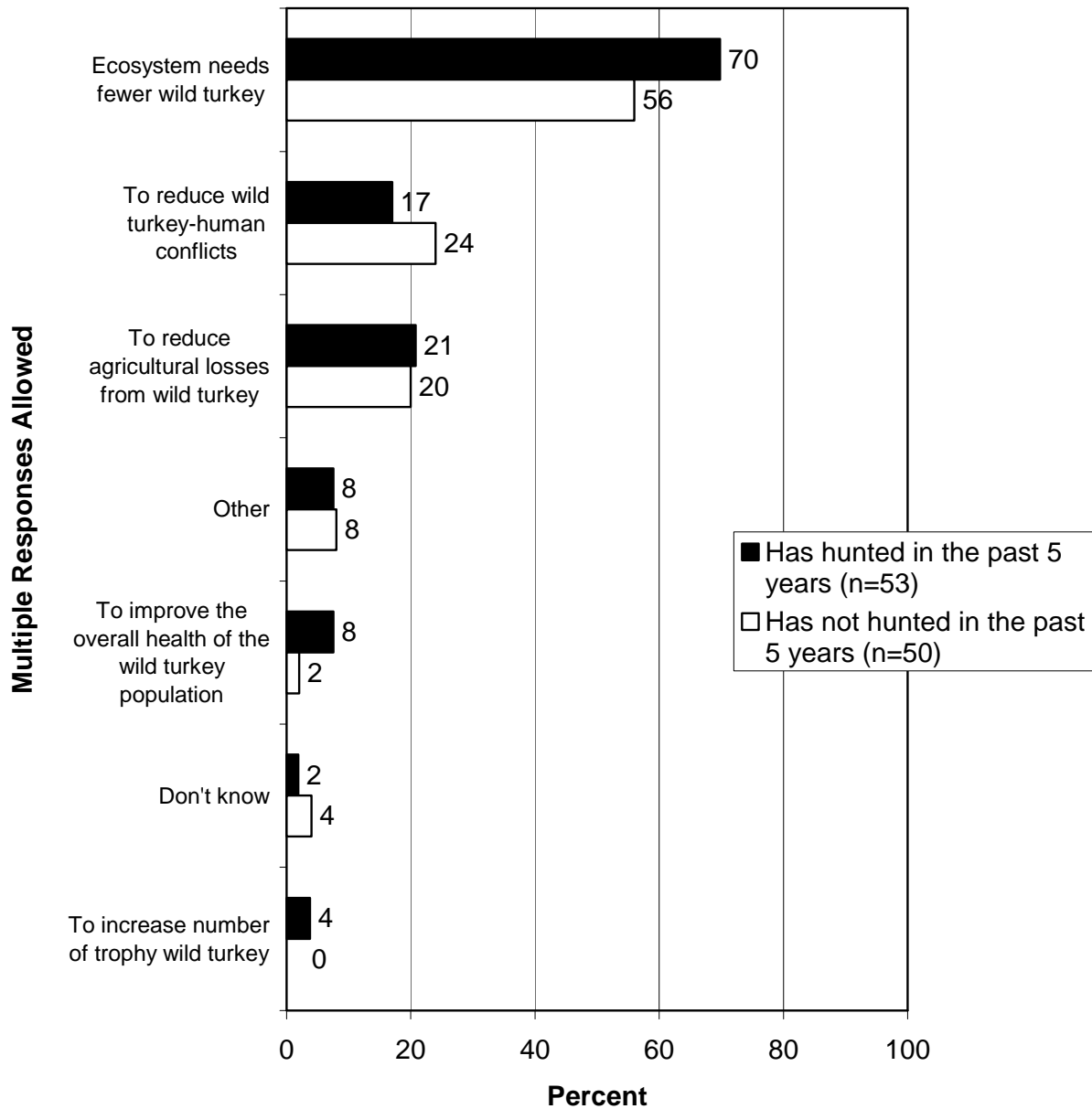
Q62. What are the most important reasons the turkey population should be increased? (Asked of those who think the turkey population should be increased.)



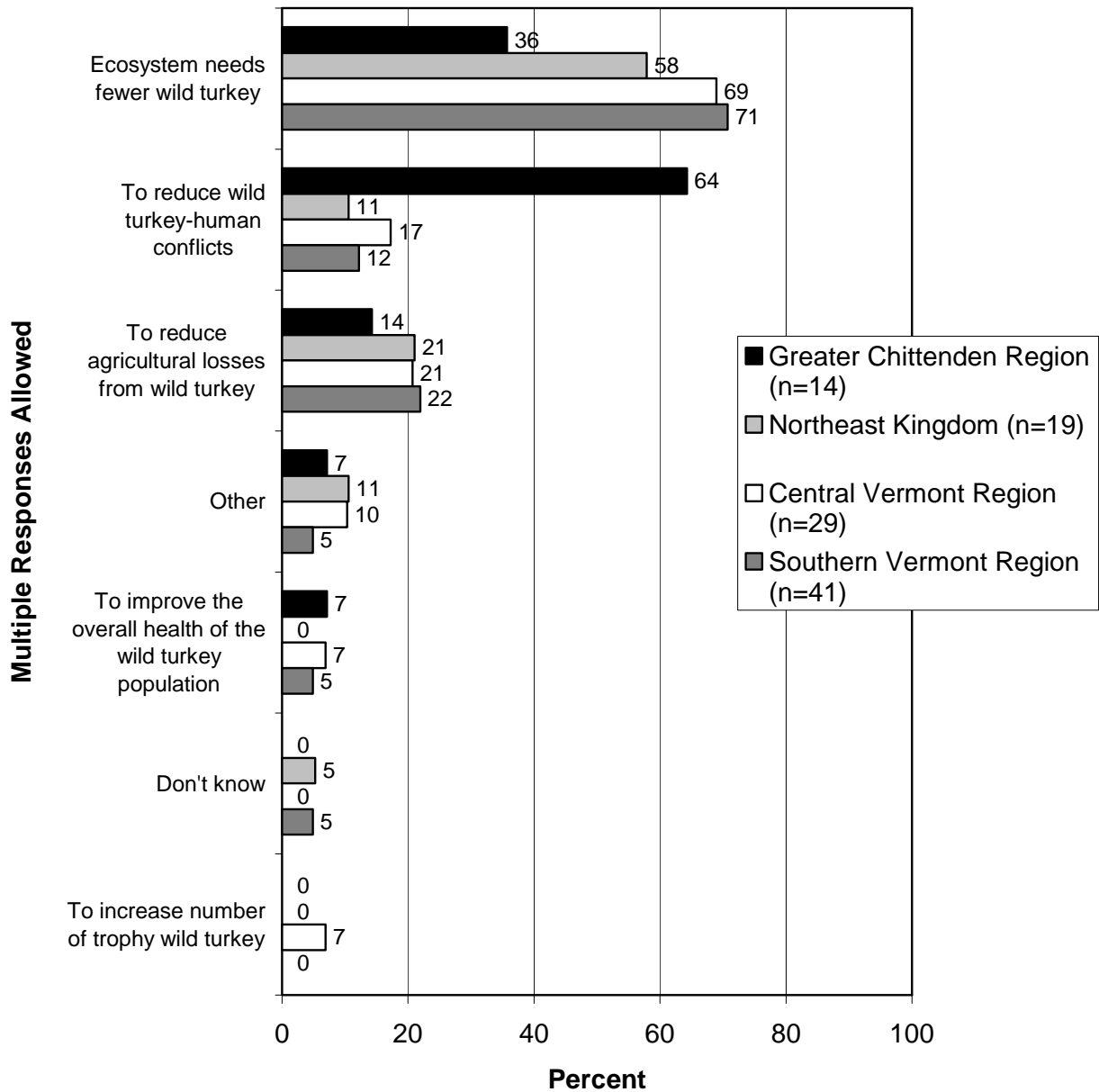
Q66. What are the most important reasons the turkey population should be decreased? (Asked of those who think the turkey population should be decreased.)



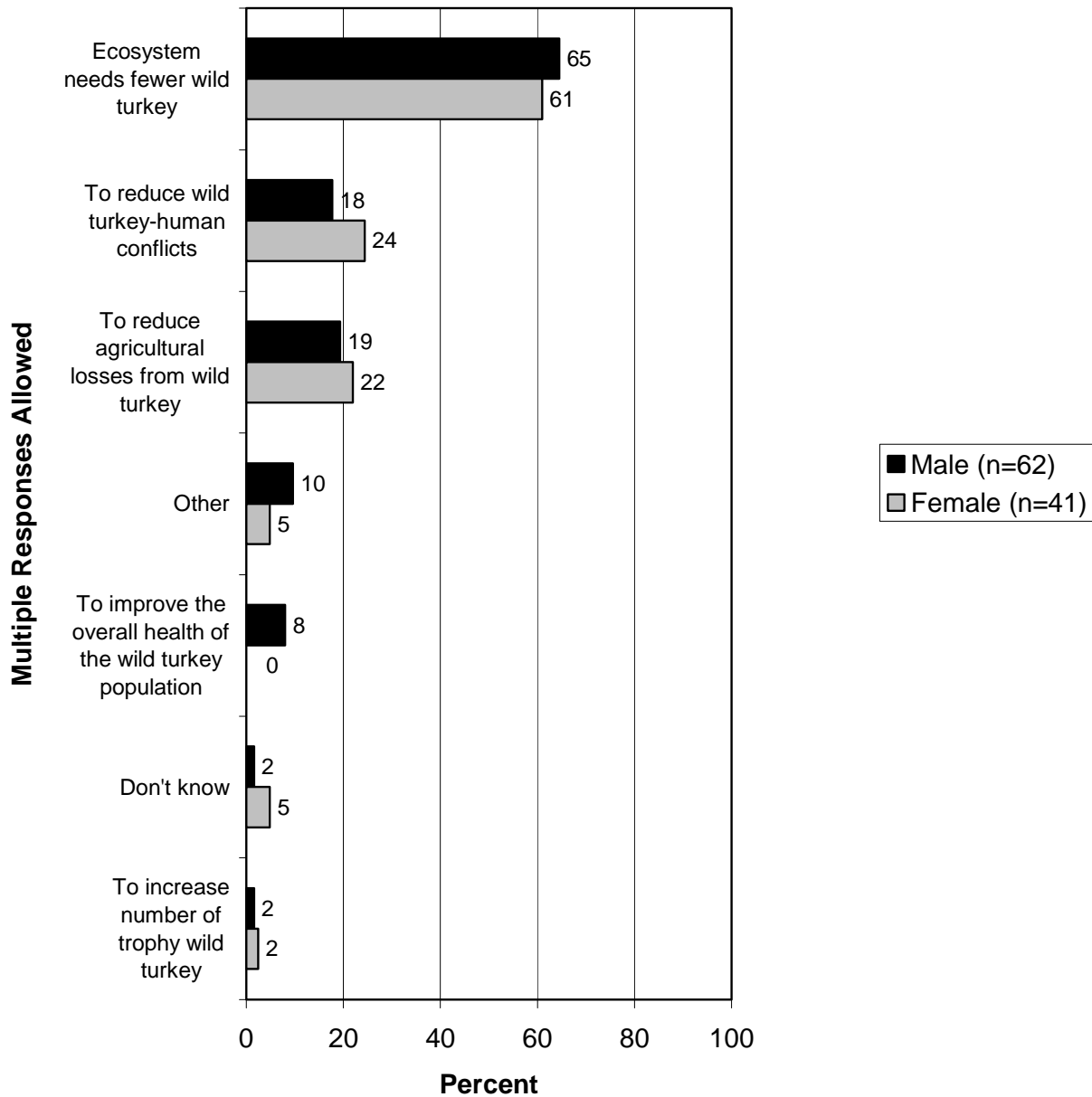
Q66. What are the most important reasons the turkey population should be decreased? (Asked of those who think the turkey population should be decreased.)



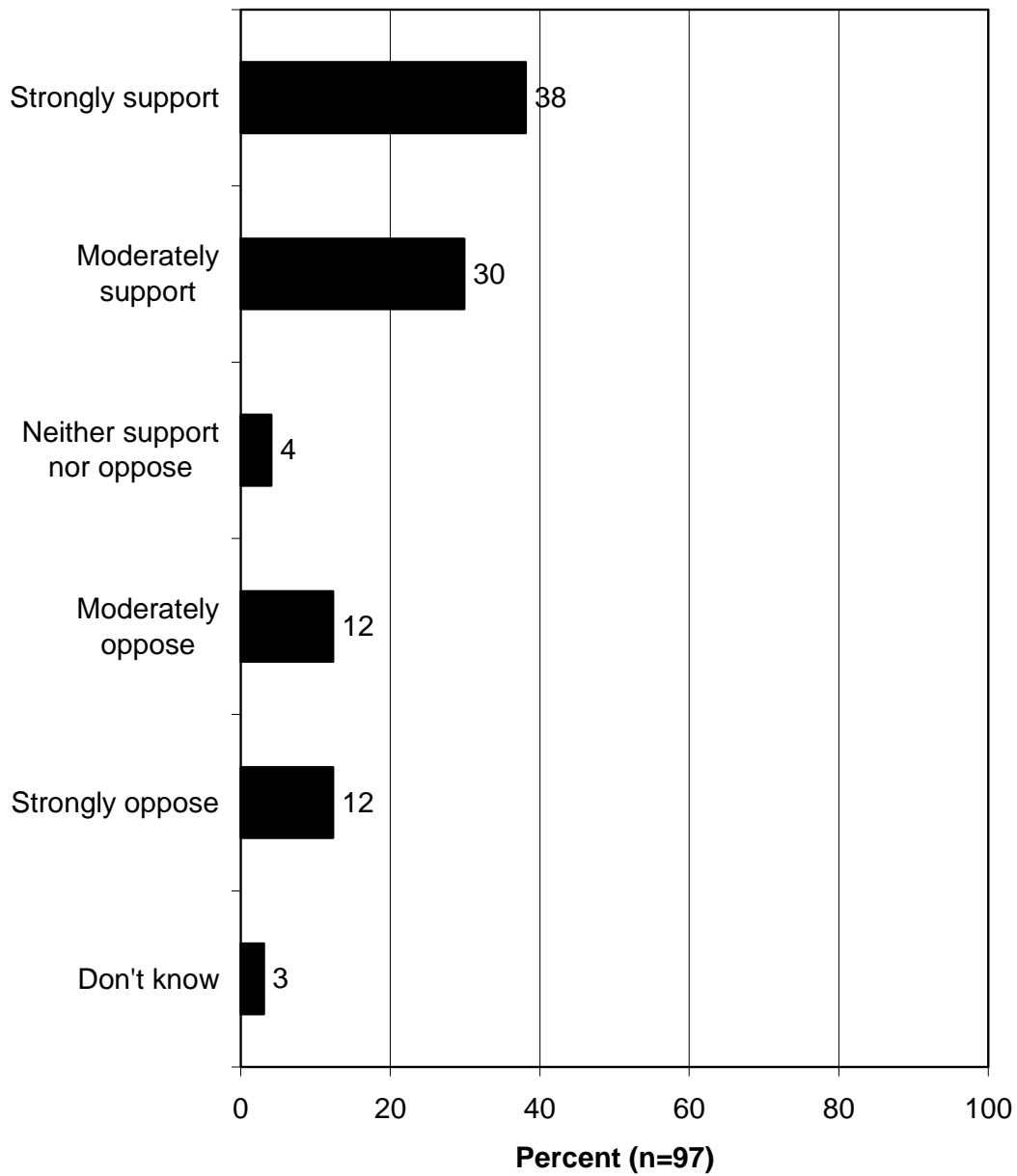
Q66. What are the most important reasons the turkey population should be decreased? (Asked of those who think the turkey population should be decreased.)



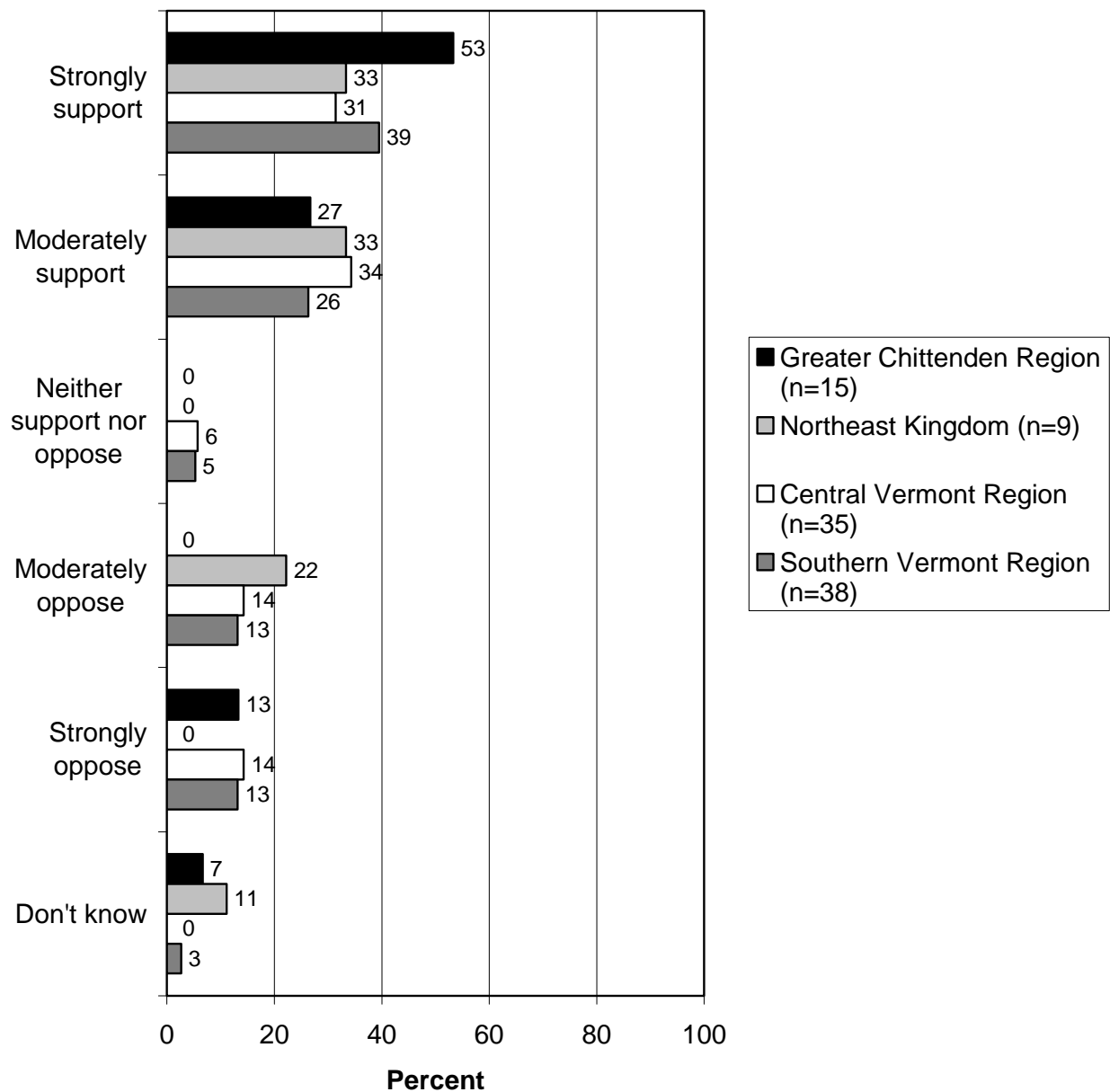
Q66. What are the most important reasons the turkey population should be decreased? (Asked of those who think the turkey population should be decreased.)



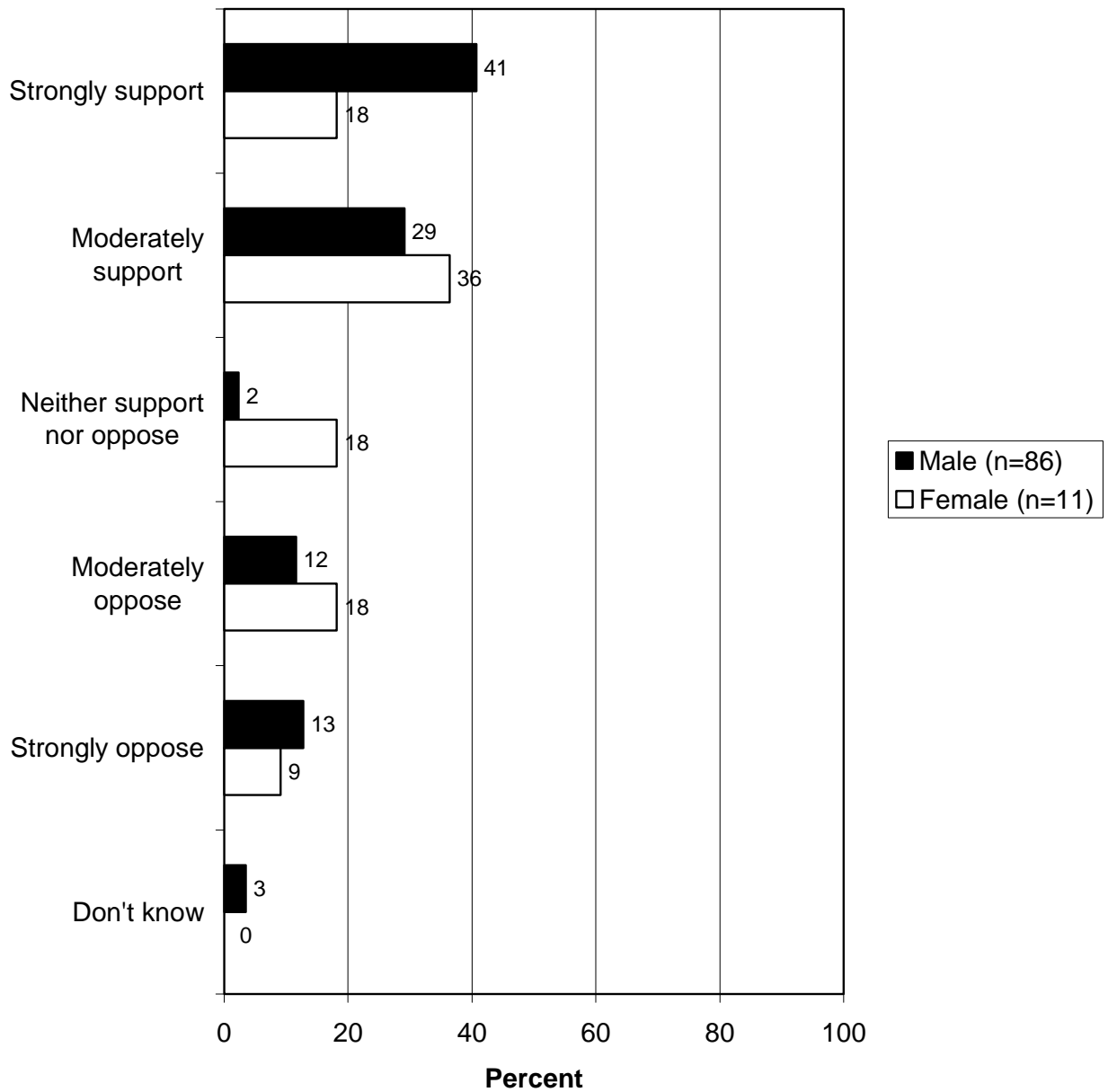
Q125. Do you support or oppose the current turkey management strategy to limit fall turkey hunting for the purpose of maximizing spring turkey hunting harvests? (Asked of those who hunted wild turkey in Vermont.)



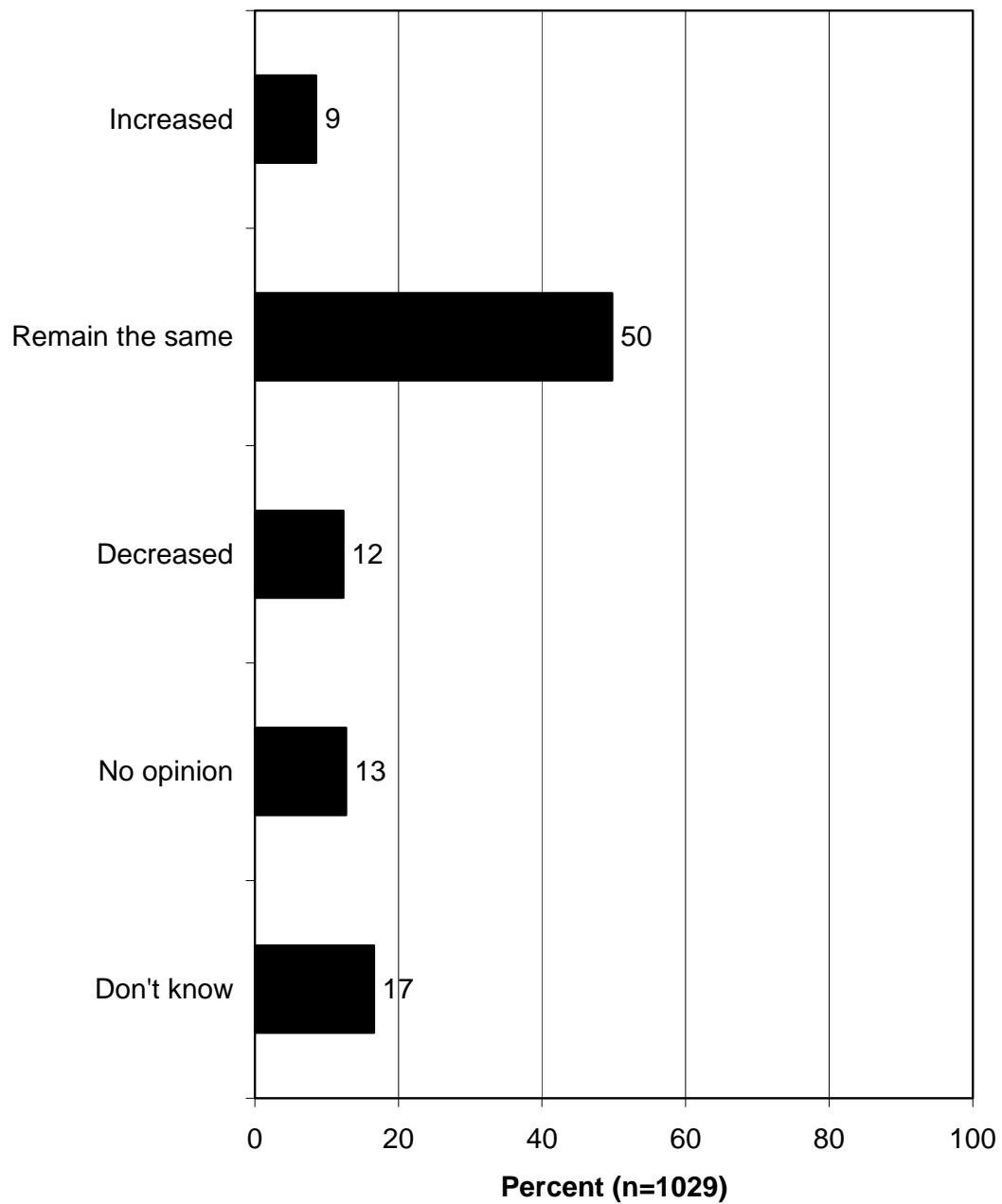
Q125. Do you support or oppose the current turkey management strategy to limit fall turkey hunting for the purpose of maximizing spring turkey hunting harvests? (Asked of those who hunted wild turkey in Vermont.)



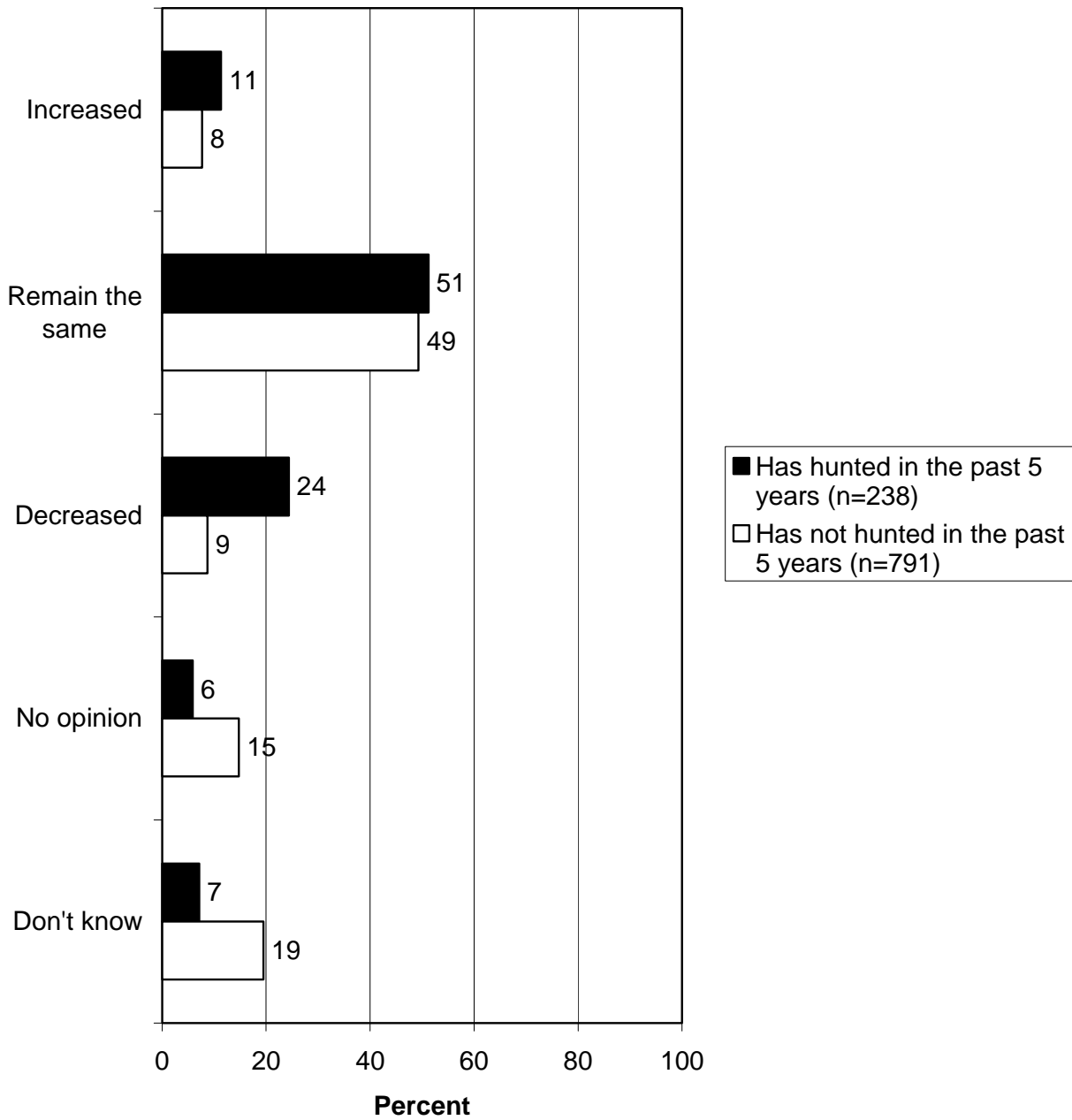
Q125. Do you support or oppose the current turkey management strategy to limit fall turkey hunting for the purpose of maximizing spring turkey hunting harvests? (Asked of those who hunted wild turkey in Vermont.)



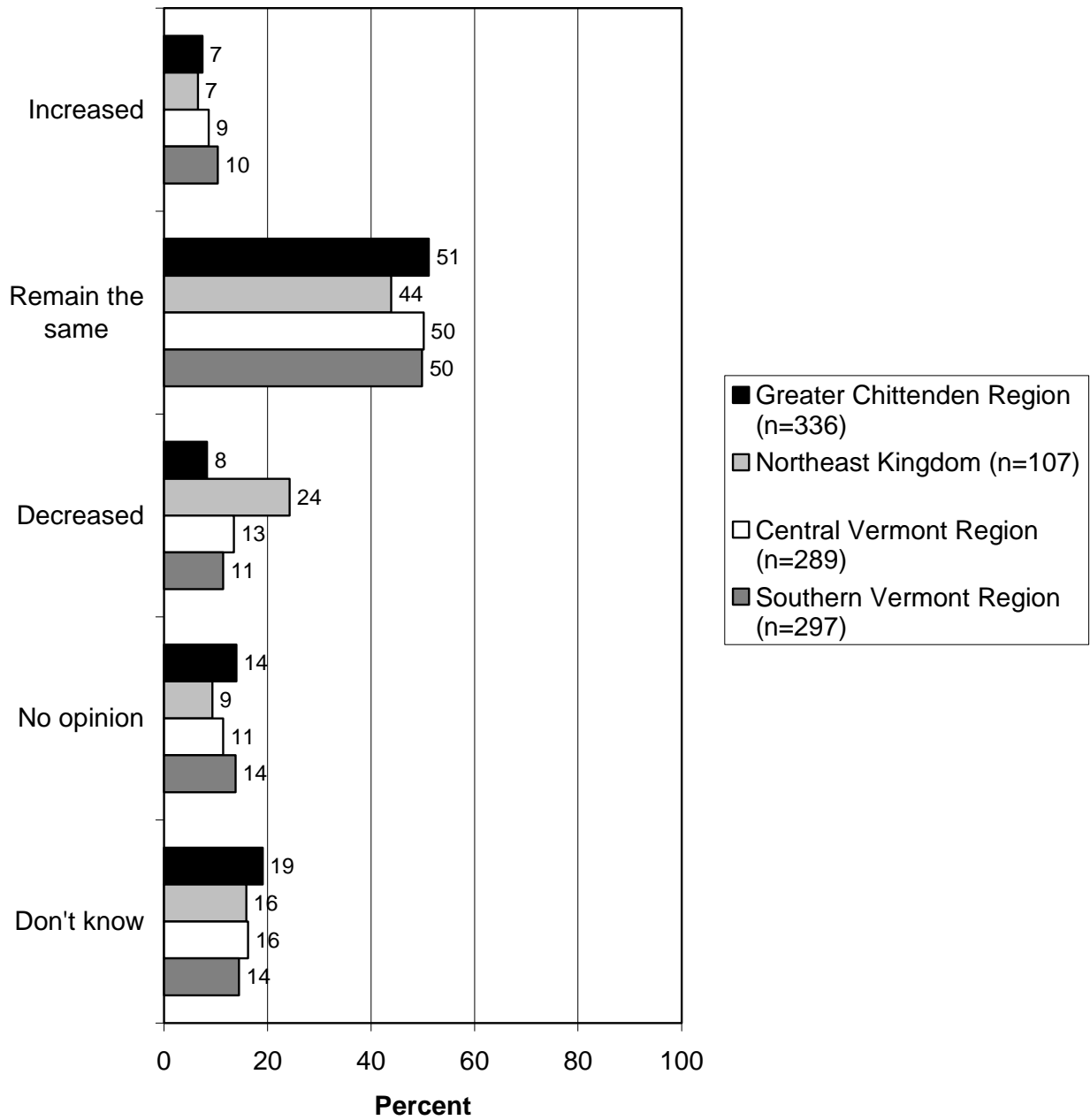
Q39. In your opinion, should the beaver population in your county be increased, remain the same, or be decreased?



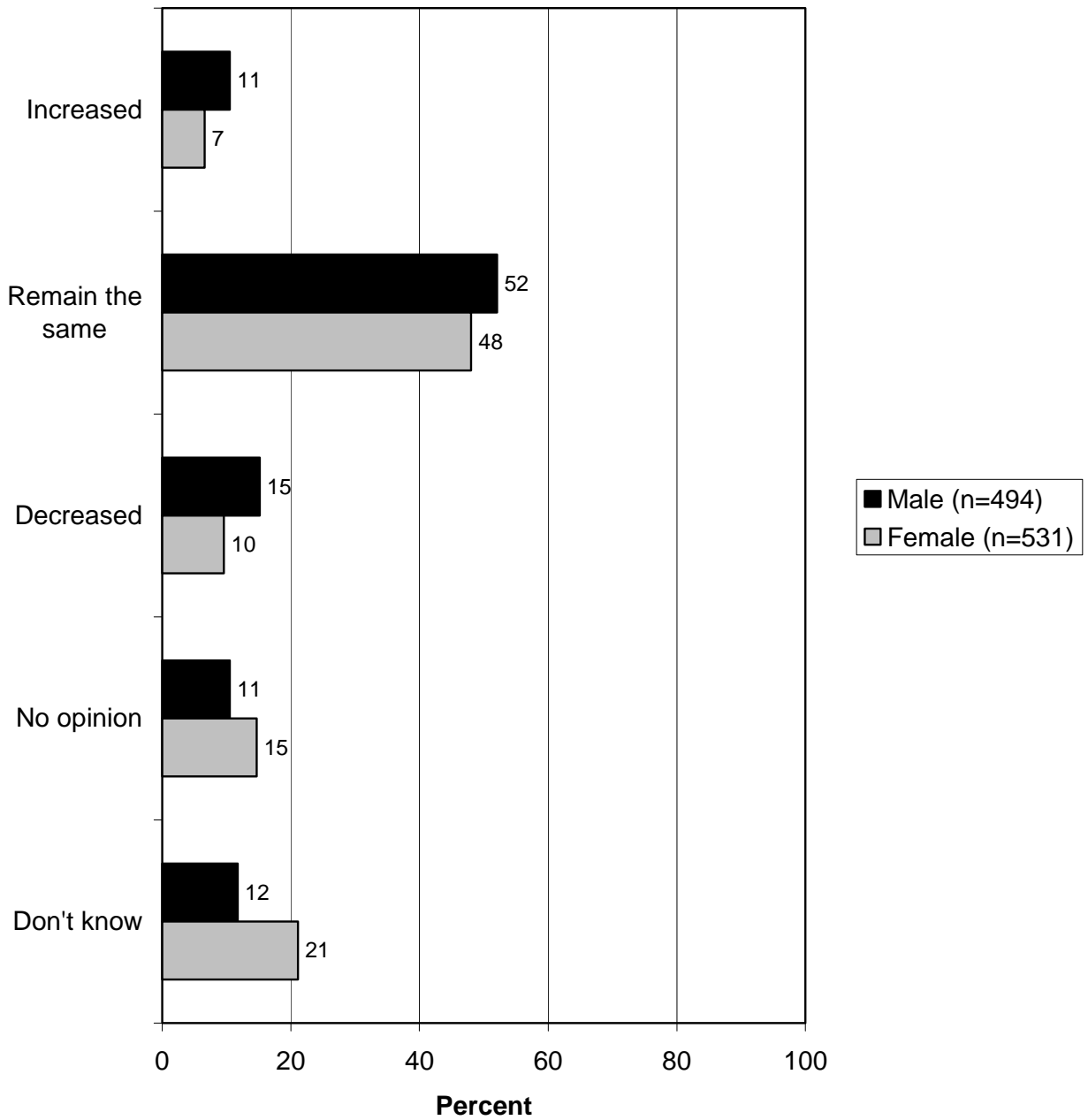
Q39. In your opinion, should the beaver population in your county be increased, remain the same, or be decreased?



Q39. In your opinion, should the beaver population in your county be increased, remain the same, or be decreased?

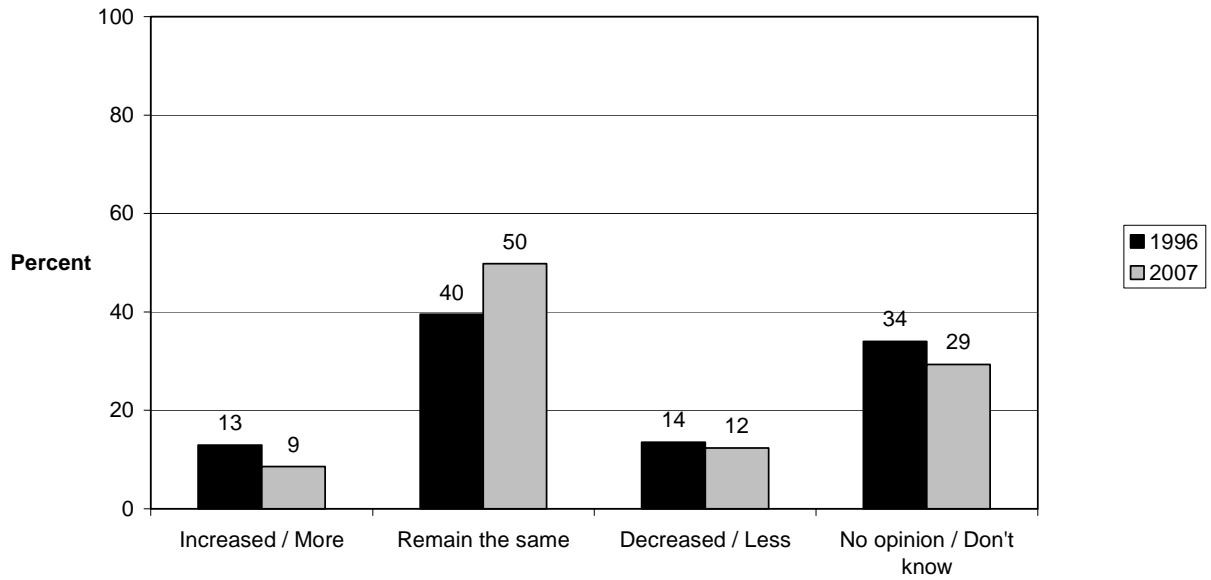


Q39. In your opinion, should the beaver population in your county be increased, remain the same, or be decreased?

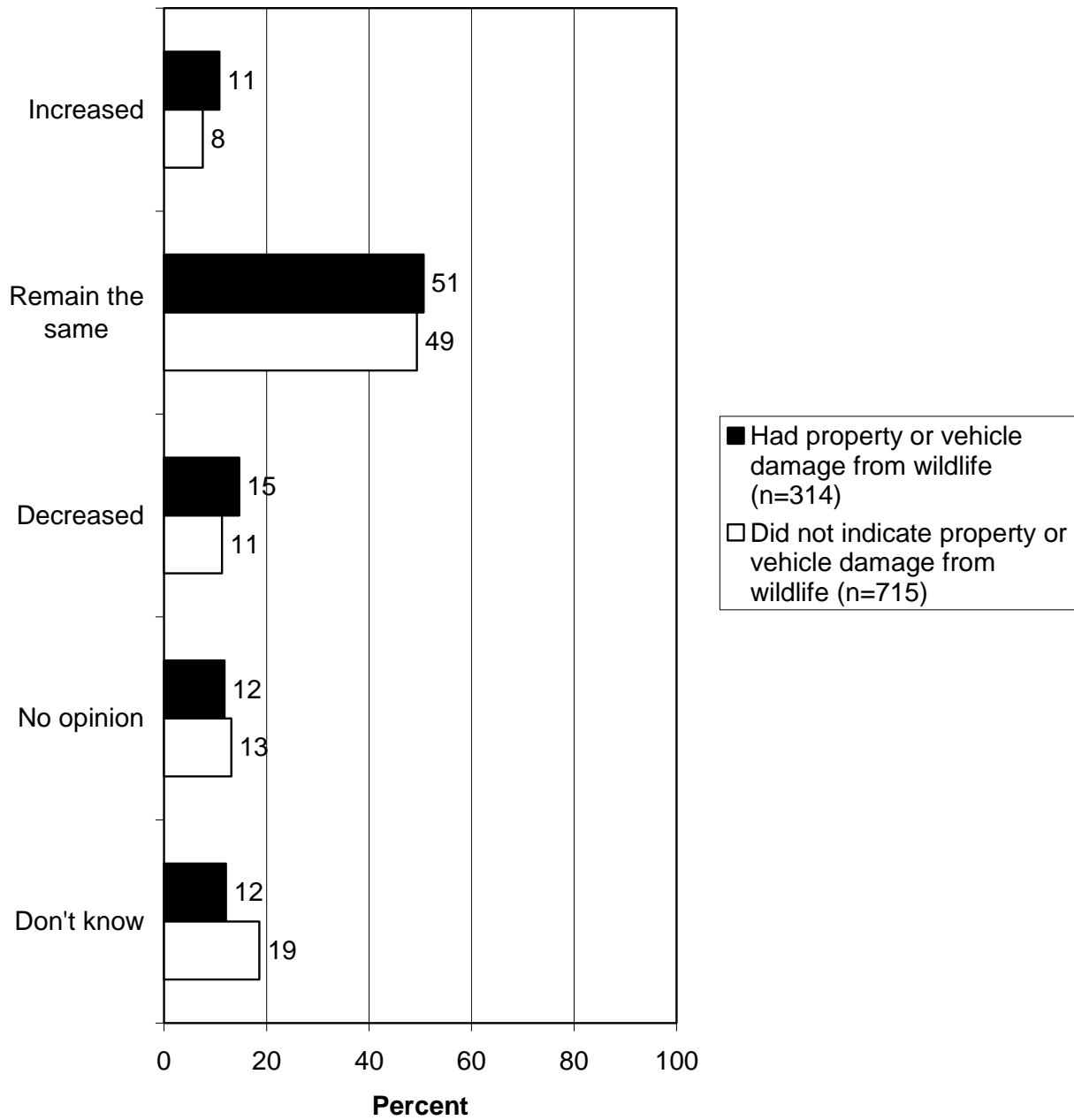


1996: Do you think there should be more, the same, or less beaver in your area?

2007: In your opinion, should the beaver population in your county be increased, remain the same, or be decreased?



Q39. In your opinion, should the beaver population in your county be increased, remain the same, or be decreased?



HUMAN-WILDLIFE CONFLICTS

- A substantial percentage of Vermont residents (14%) have had vehicle damage from wildlife in Vermont in the past 5 years, overwhelmingly caused by deer. Even more (21%) have had damage to other personal property from wildlife in Vermont in the past 5 years, mostly caused by deer, but also with substantial damage from black bear. Most damage was to landscaping/gardens, but a substantial amount of damage was structural or to agriculture. Most commonly, the cost of fixing the damage was minimal (indeed, 38% said they spent nothing to fix the damage—the conjecture is that either the damage could be repaired at no cost or they chose not to repair the damage); however, 9% reported costs of \$2,000 or more to fix vehicle/property damage caused by wildlife. The median cost was \$50. The survey also asked how much respondents spent to *prevent* wildlife damage. While the overwhelming majority (85%) spent nothing, 11% indicated spending something, usually less than \$150. The mean amount was \$63.44.
- A slightly higher percentage of hunters relative to non-hunters have had damage to their vehicle and to their personal property, and this may be because hunters tend to be more rural than non-hunters, and rural areas tend to have more wildlife. Furthermore, hunters are more likely than are non-hunters to have had vehicle damage from moose, black bear, and wild turkey (again, the rural residency may be at the root of these differences). There are not marked differences regarding the species causing property damage between hunters and non-hunters.
 - Incidents of damage to vehicles are slightly more common in the Northeast Kingdom, particularly damage from moose. Damage to property other than vehicles is more common in the Central Vermont Region, relative to the other regions. The common types of species that caused damage to property varied from region to region, with the Northeast Kingdom having had more damage from moose and wild turkey than did the other regions, the Southern Vermont Region having had more damage from beaver than the other regions, the Northeast Kingdom and the Southern Vermont Region having had more damage from black bear than did the other regions, and the Southern Vermont Region having had *less* damage from deer than did the other regions.
 - The trends graph shows that incidents of damage from white-tailed deer and black bear have increased since 1996.

- A graph shows the percentage who had damage to their vehicle and/or their personal property in Vermont from wildlife in the past 5 years: 31% had such damage.

- The nonparametric analysis found the following correlations to having had vehicle damage from wildlife in Vermont in the past 5 years:
 - Has had damage to personal property, as well
 - Has hunted
 - Thinks that the beaver and black bear populations in his/her county should be increased
 - Is younger than 54 years of age

- The nonparametric analysis found the following correlations to having had personal property damage from wildlife in Vermont in the past 5 years:
 - Has had damage to his/her vehicle, as well
 - Has spent money to prevent wildlife damage
 - Has hunted
 - Resides in a rural area, resides on a farm, is younger than 54 years of age

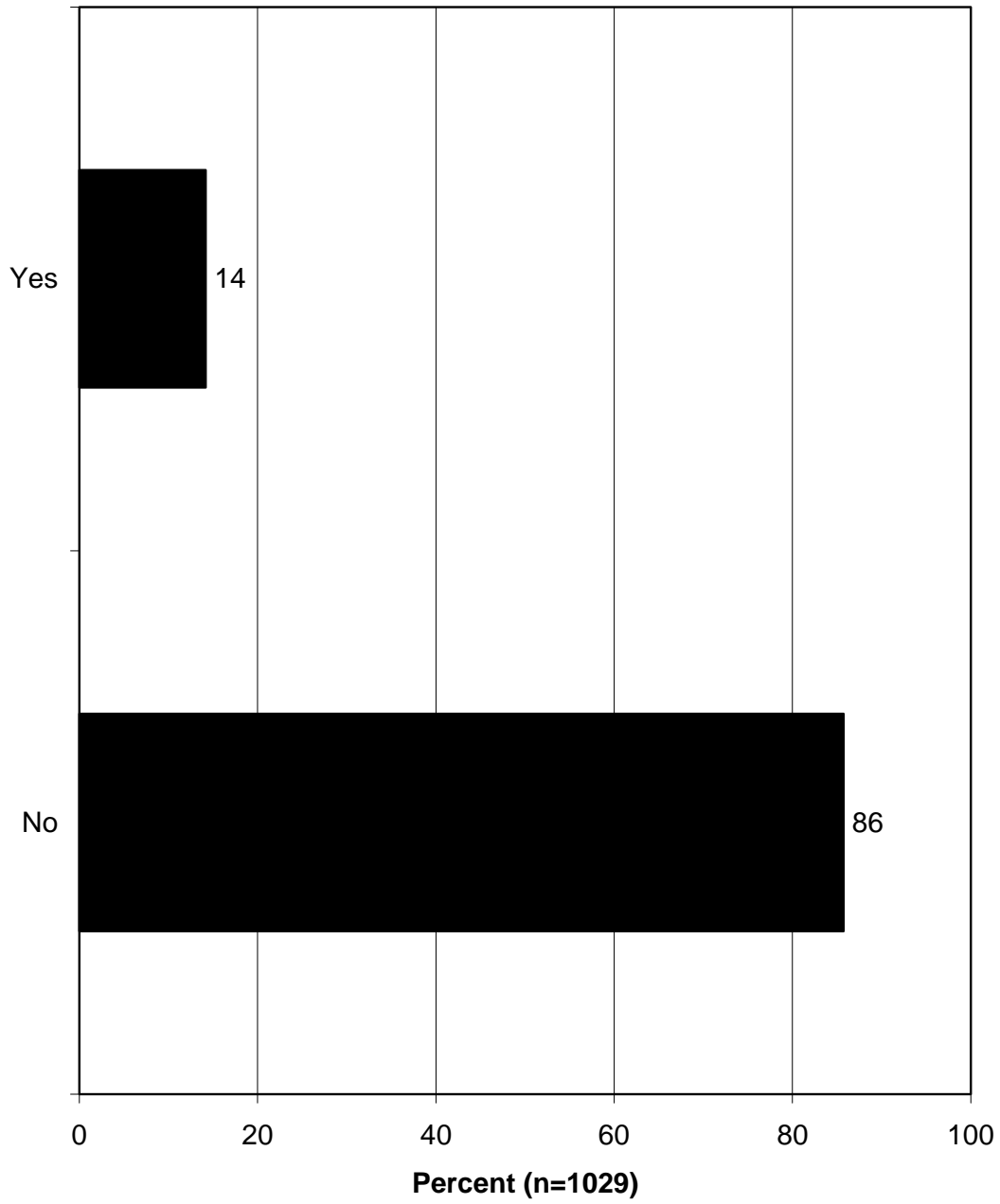
- A substantial percentage of Vermonters (10%) said that they personally or someone in their household had a vehicle collision with a deer in Vermont in the past 2 years (note that this timeframe—2 years—differs from that considered above—5 years). In a follow-up question, 52% of those who indicated personal or household involvement in a collision said it was another household member involved, and 44% indicated that they were driving during a collision.
 - The Central Vermont Region had a slightly higher incidence of vehicle collisions with deer than did the other regions.
 - Men are more likely than are women to be the driver in a vehicle collision with a deer.

- The nonparametric analysis found the following correlations to having said that he/she or a household member had a vehicle collision with wildlife in Vermont in the past 2 years:
 - Has hunted
 - Thinks that the moose and beaver populations in his/her county should be increased
 - Resides on a farm, resides in a rural area, is younger than 54 years of age

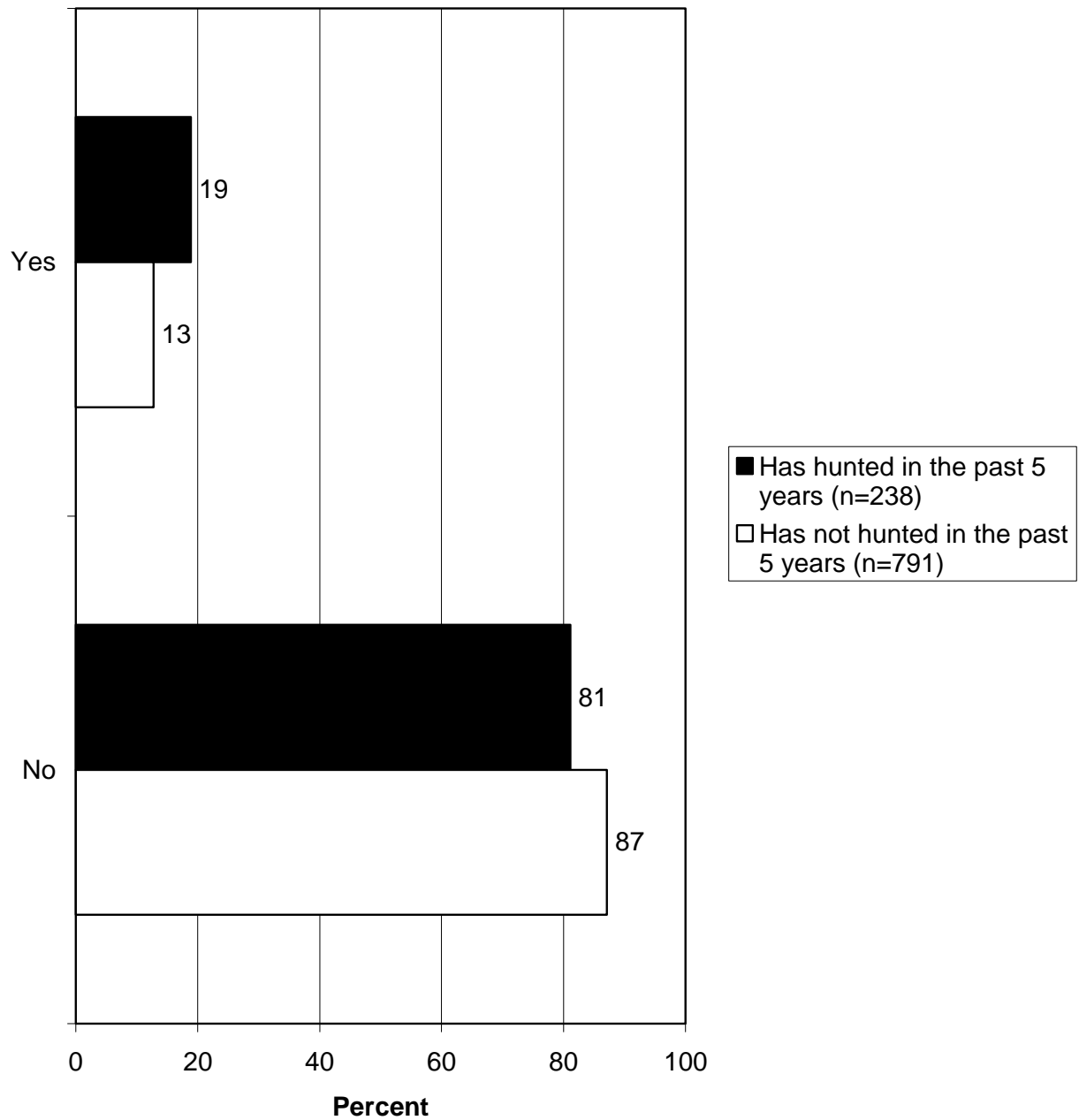
- The large majority of Vermont residents (70%) are tolerant of bears on or near their property, with most of them being *very* tolerant. Only 18% are not tolerant.
 - Hunters are much more tolerant of black bears: 62% of hunters are *very* tolerant, but only 35% of non-hunters are *very* tolerant.
 - Northeast Kingdom residents are less tolerant of having bears on or near their property, relative to the other regions.
 - Men are more tolerant of black bears on or near their property than are women: 80% of men are tolerant, and 63% of women are tolerant.
 - A crosstabulation found little difference in tolerance towards black bears and having experienced wildlife damage.

- The nonparametric analysis found the following correlations to being tolerant of having black bears on or near his/her property:
 - Has hunted in the past 5 years
 - Thinks that the black bear, moose, deer, beaver, and wild turkey populations in his/her county should be increased
 - Supports two of the four funding mechanisms and one of the habitat protection/conservation efforts
 - Is male, resides in a rural area, and has a Bachelor's degree (with or without a higher degree)

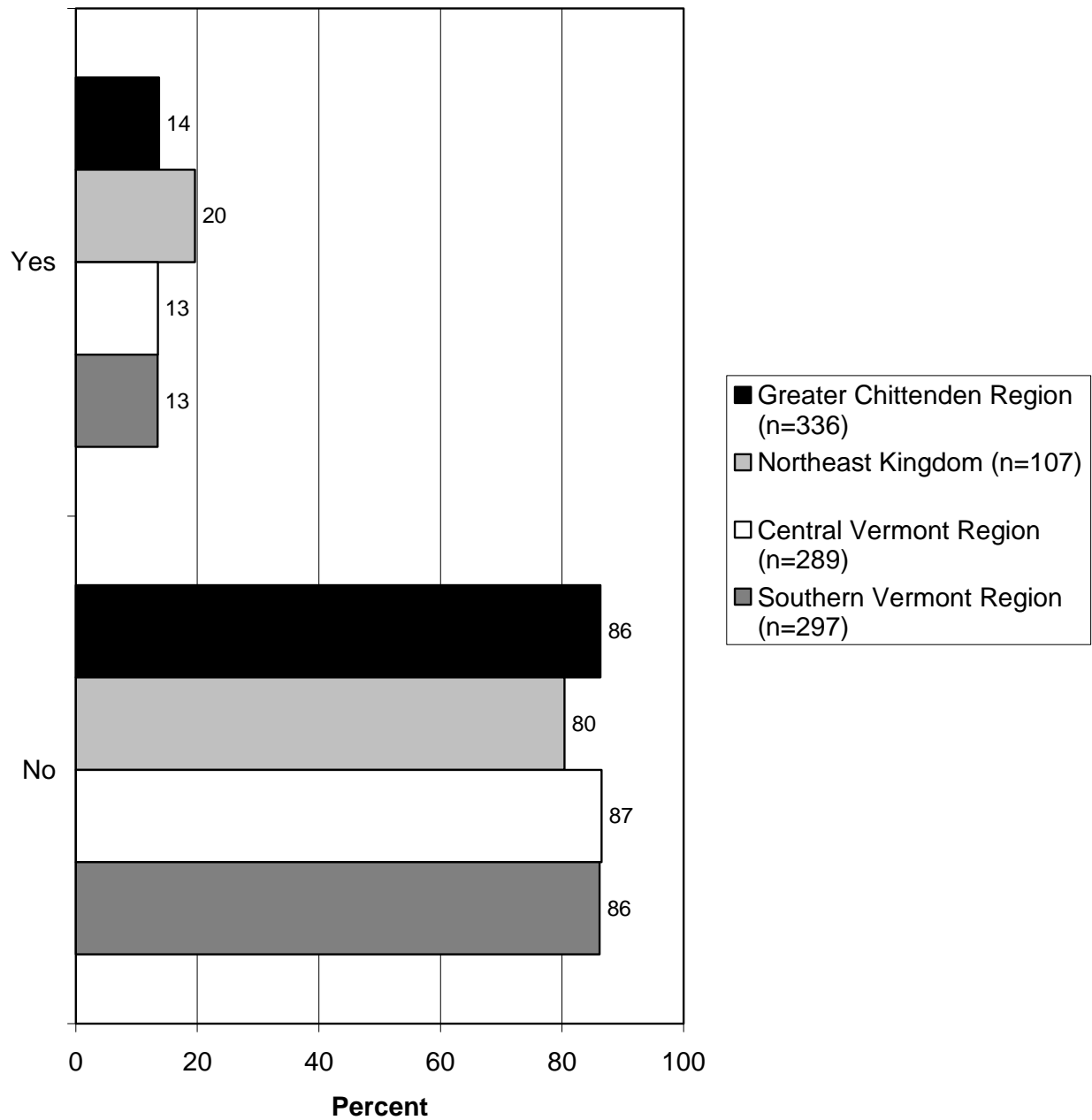
Q18. Have you had any damage to your vehicle from wildlife in Vermont in the past 5 years?



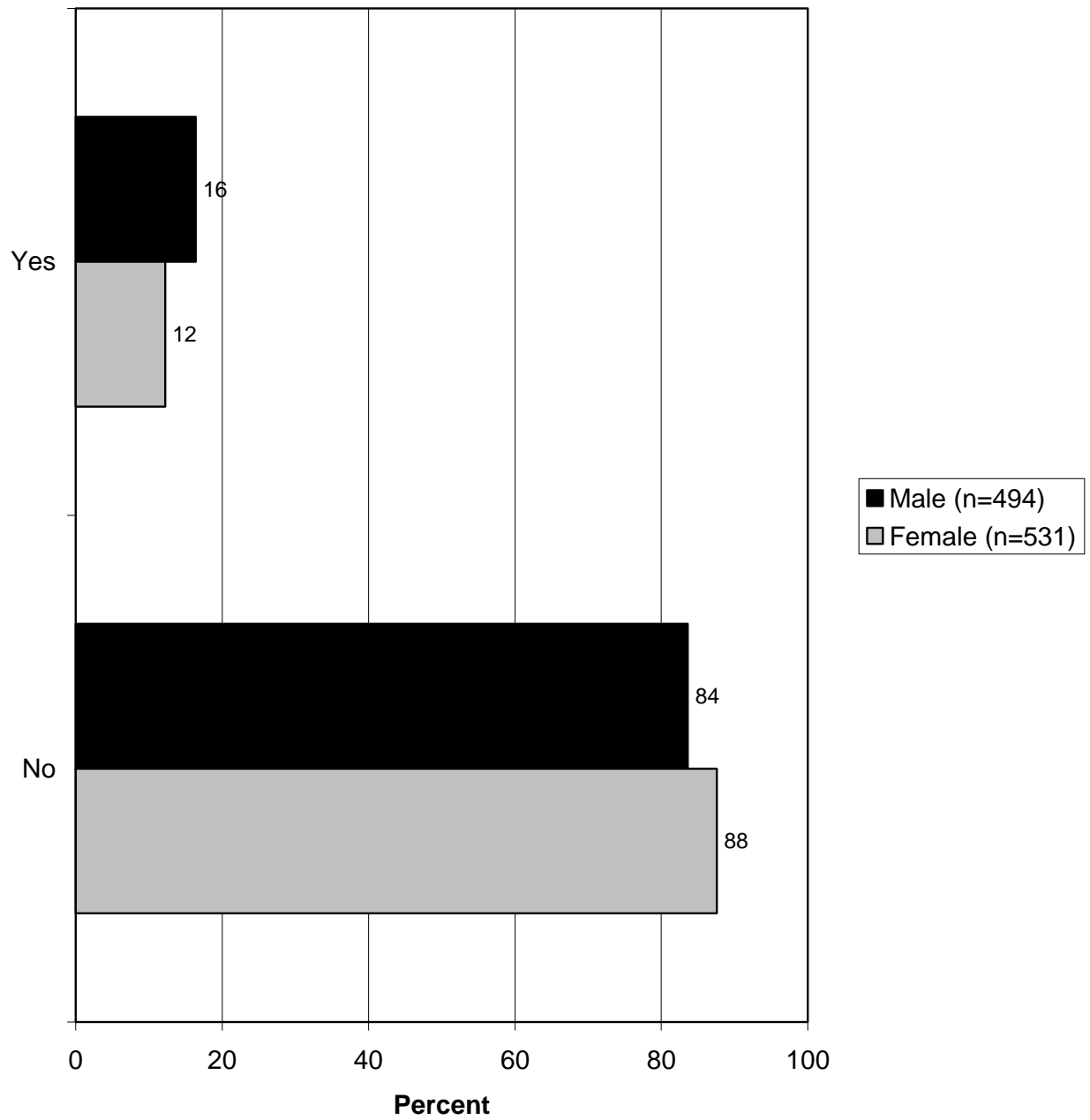
Q18. Have you had any damage to your vehicle from wildlife in Vermont in the past 5 years?



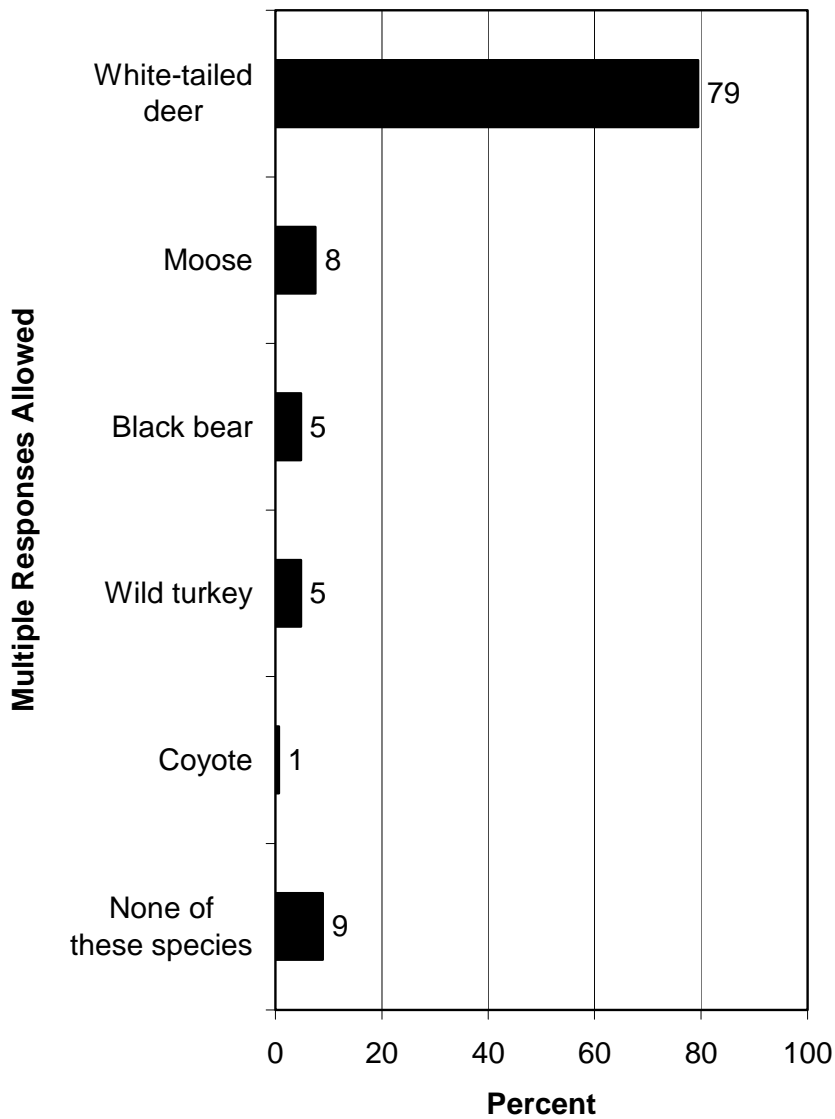
Q18. Have you had any damage to your vehicle from wildlife in Vermont in the past 5 years?



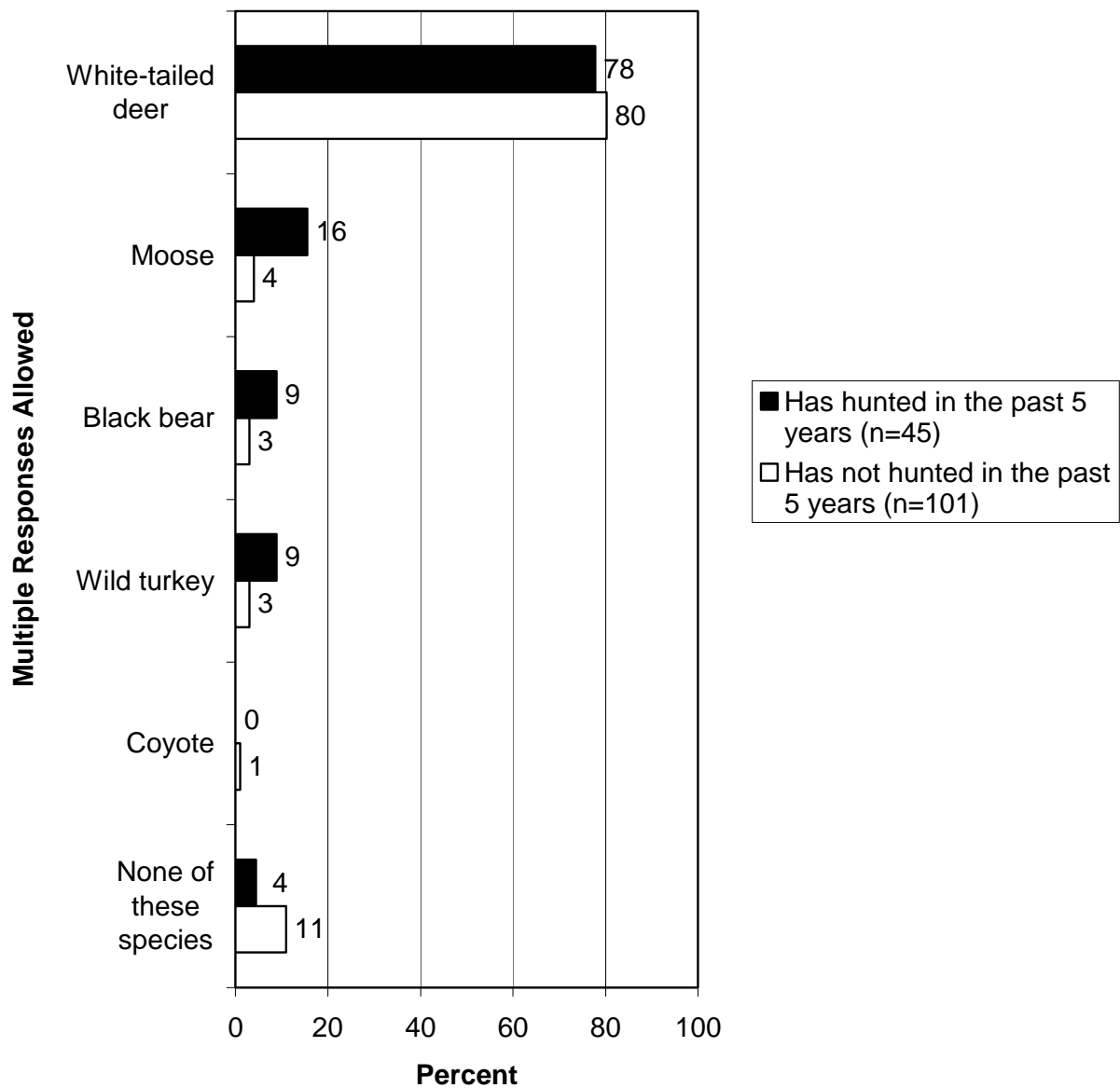
Q18. Have you had any damage to your vehicle from wildlife in Vermont in the past 5 years?



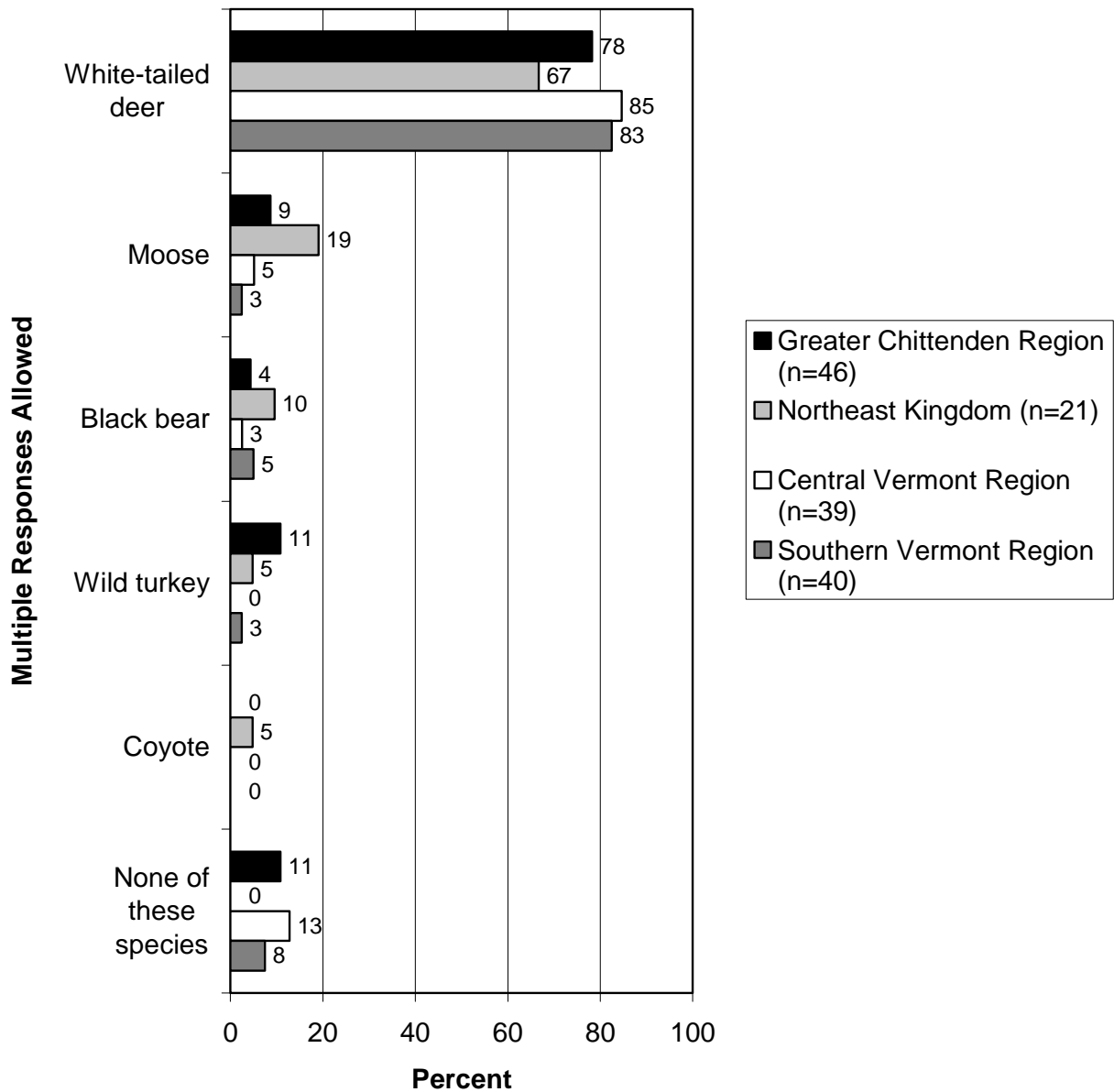
Q21. I am going to list a few species of animals and I need to know if you had any damage to your vehicle from each species in the past 5 years in Vermont. (Asked of those who had damage to their vehicle from wildlife in the past 5 years.)



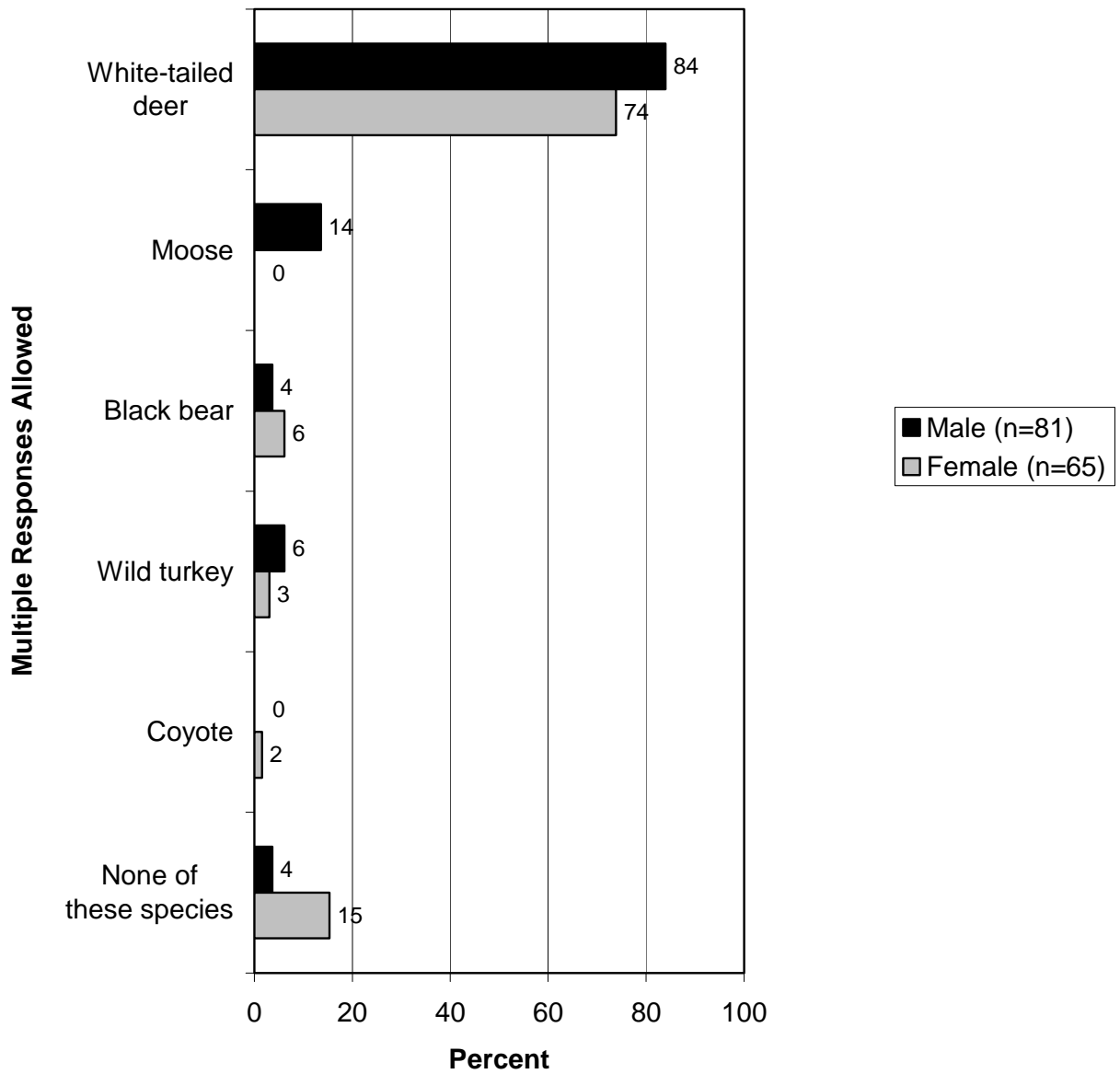
Q21. I am going to list a few species of animals and I need to know if you had any damage to your vehicle from each species in the past 5 years in Vermont. (Asked of those who had damage to their vehicle from wildlife in the past 5 years.)



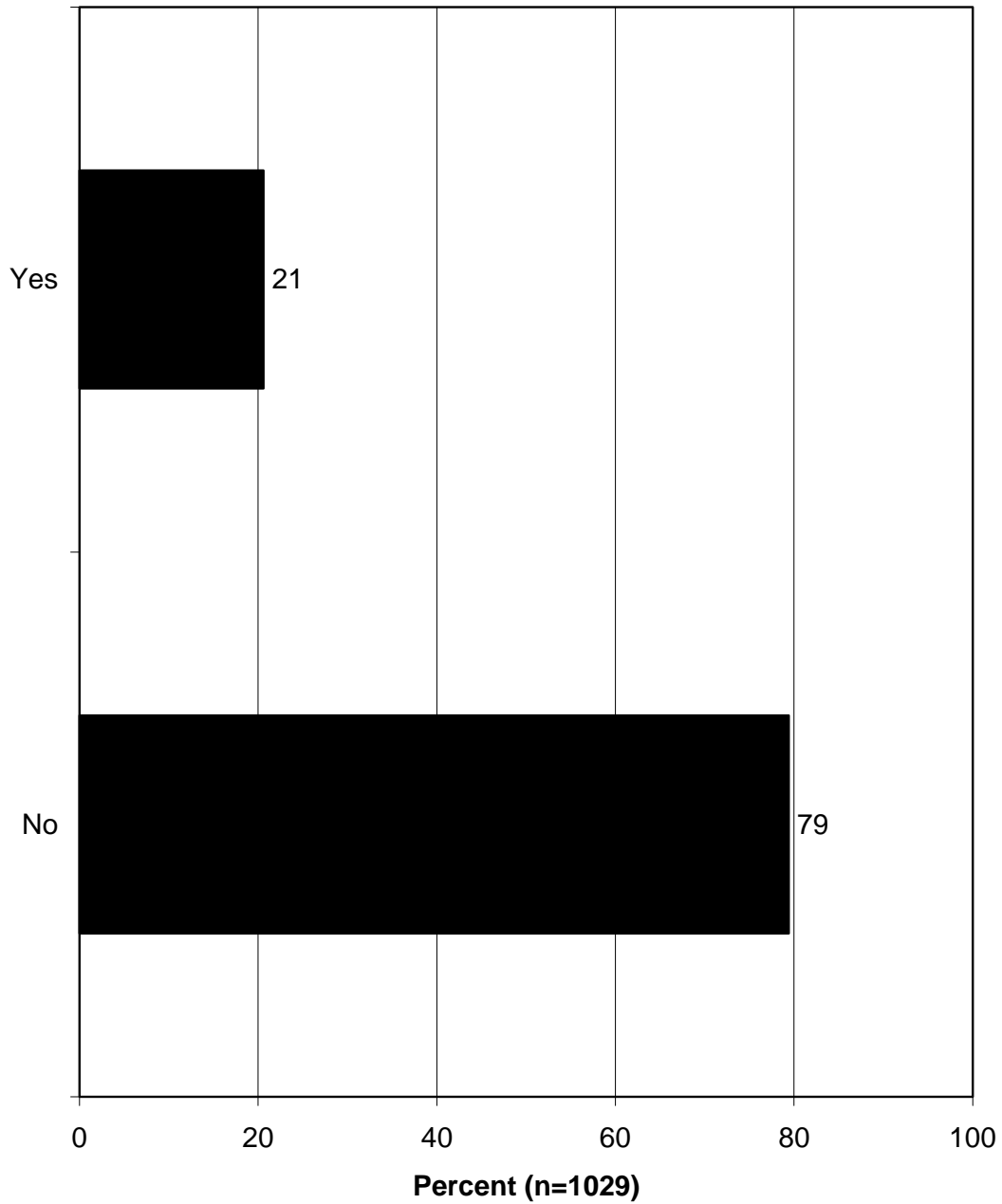
Q21. I am going to list a few species of animals and I need to know if you had any damage to your vehicle from each species in the past 5 years in Vermont. (Asked of those who had damage to their vehicle from wildlife in the past 5 years.)



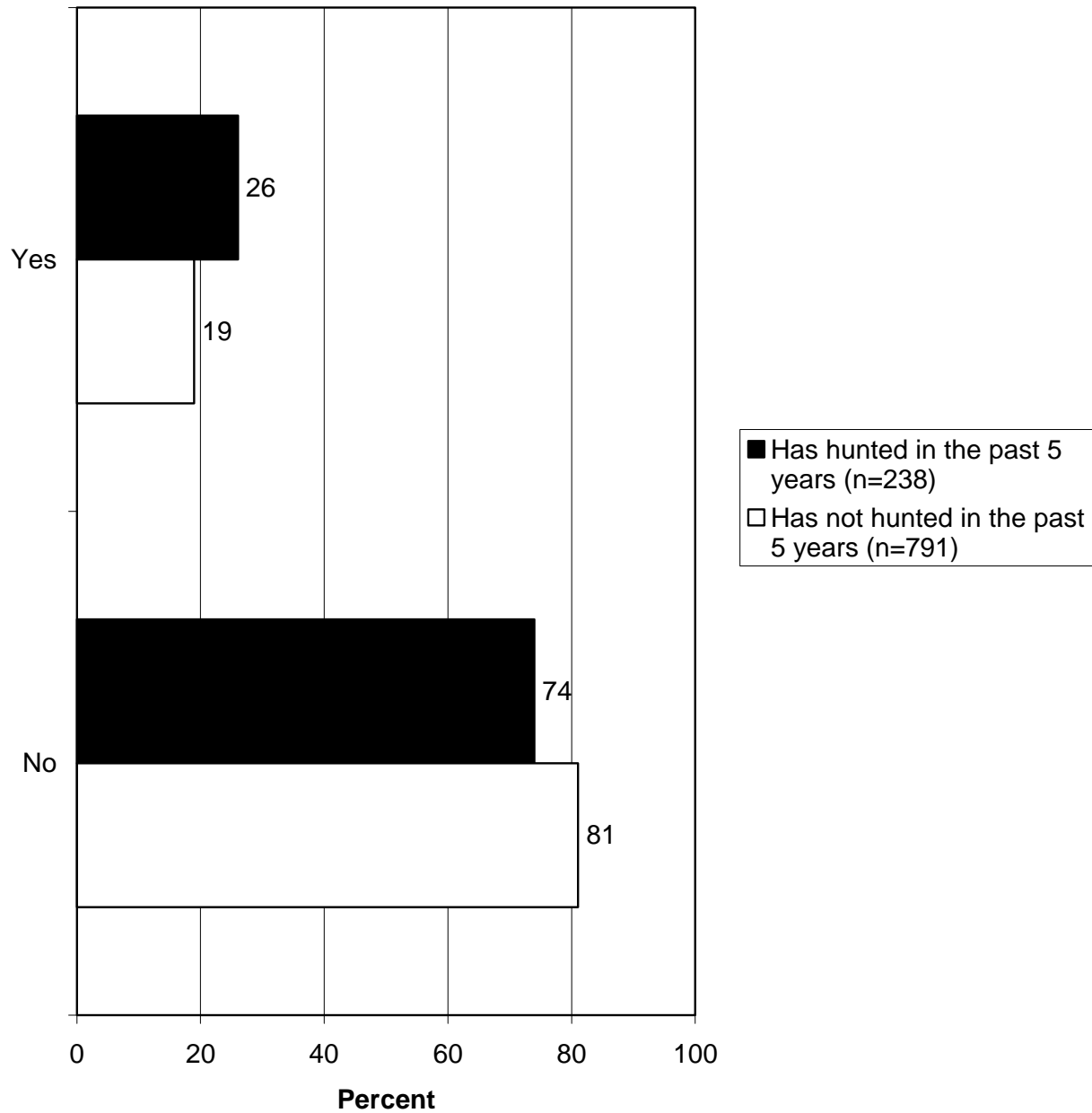
Q21. I am going to list a few species of animals and I need to know if you had any damage to your vehicle from each species in the past 5 years in Vermont. (Asked of those who had damage to their vehicle from wildlife in the past 5 years.)



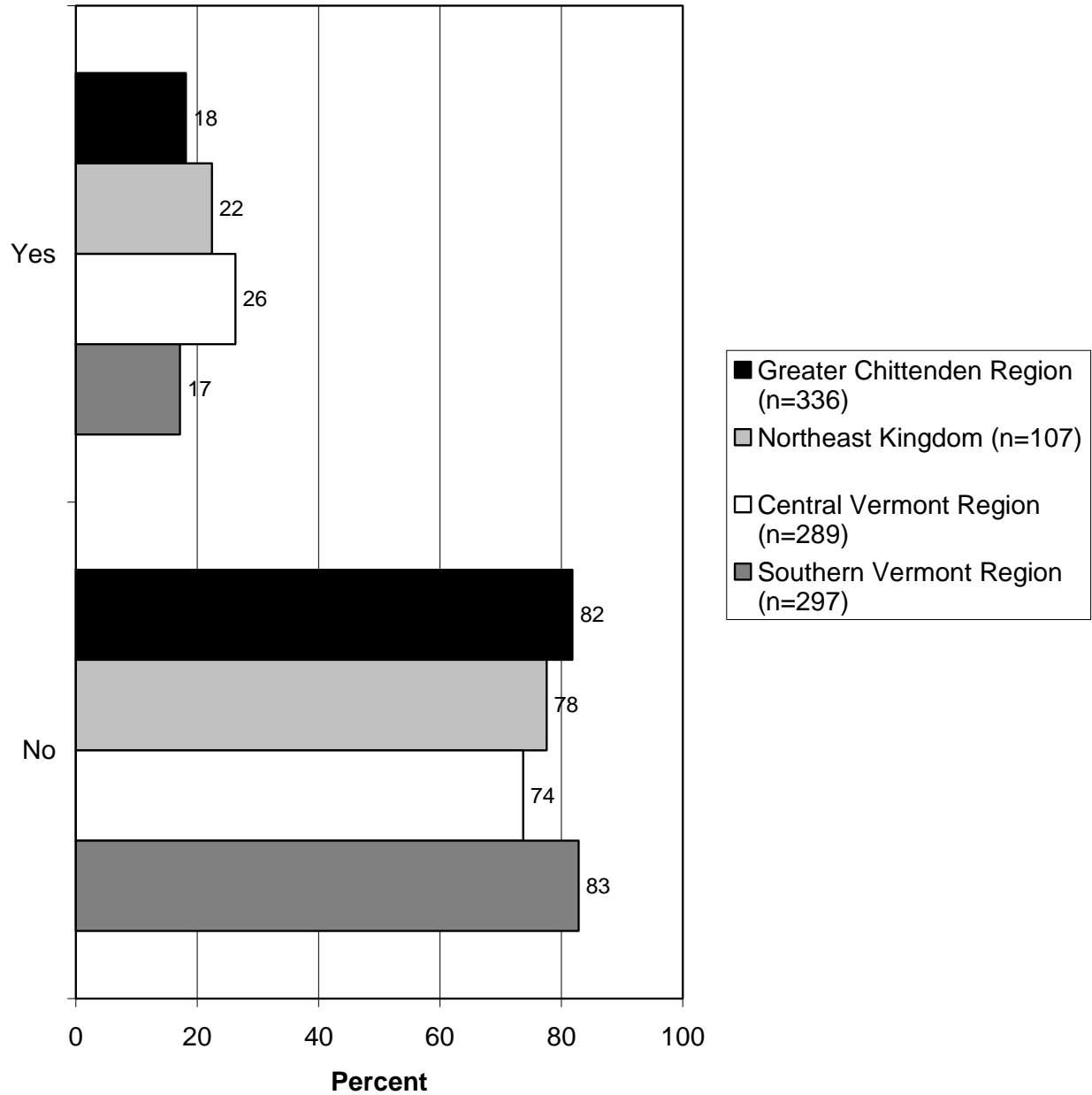
Q22. Have you had any damage to your personal property from wildlife in Vermont in the past 5 years? This does not include damage to your vehicle.



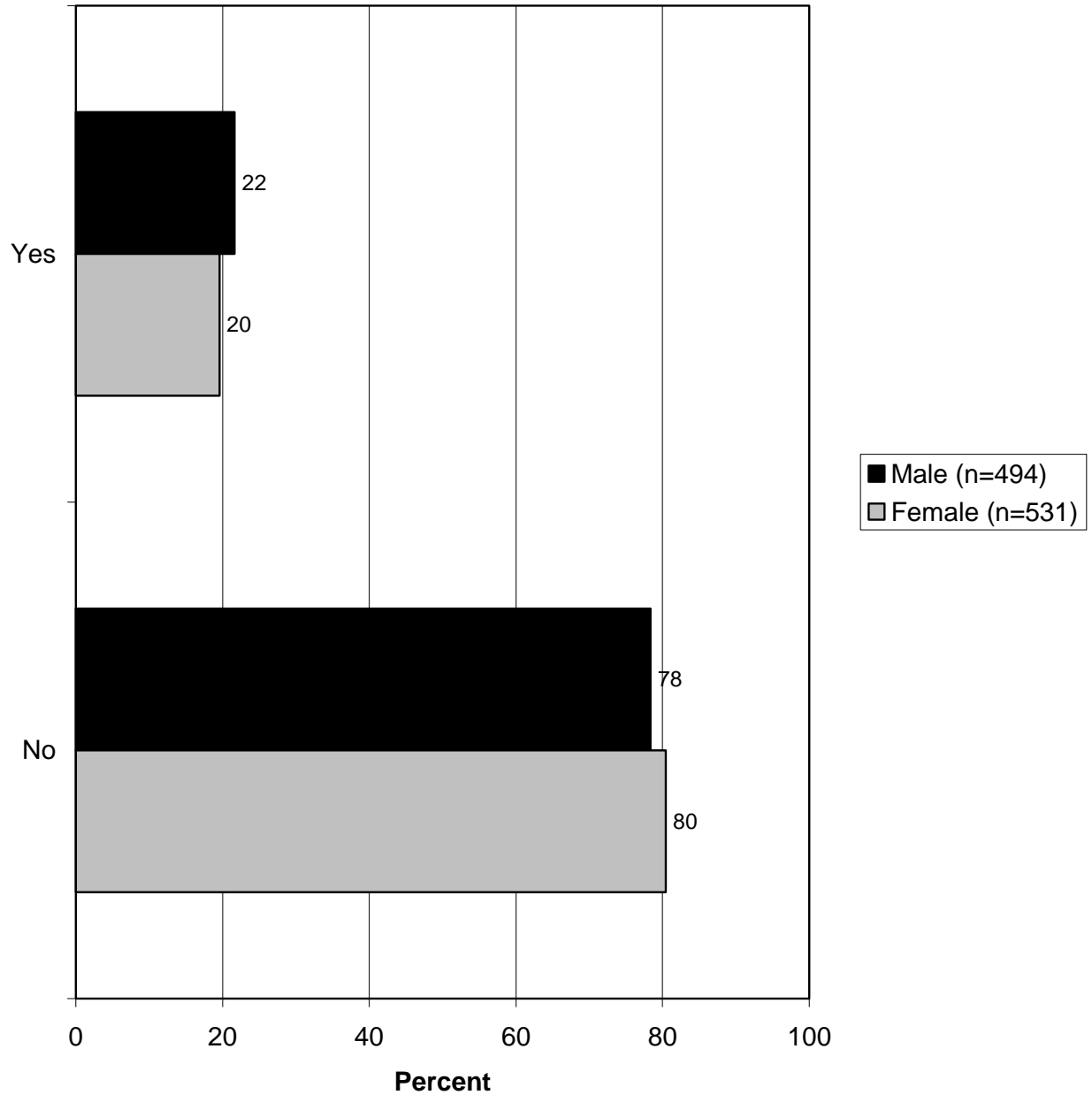
Q22. Have you had any damage to your personal property from wildlife in Vermont in the past 5 years? This does not include damage to your vehicle.



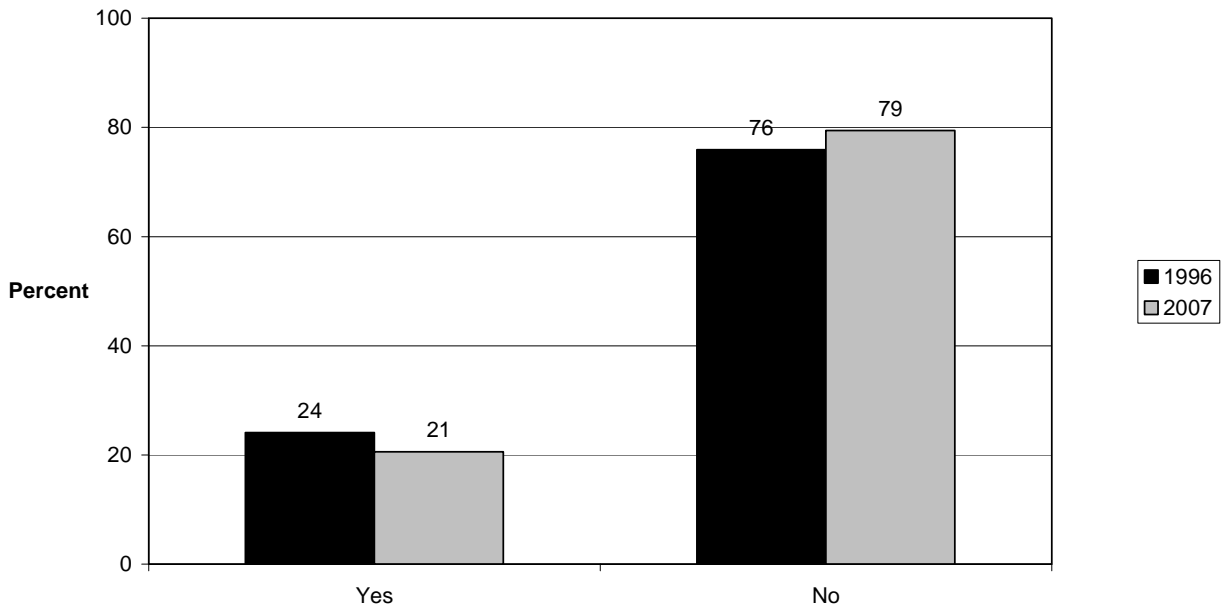
Q22. Have you had any damage to your personal property from wildlife in Vermont in the past 5 years? This does not include damage to your vehicle.




Q22. Have you had any damage to your personal property from wildlife in Vermont in the past 5 years? This does not include damage to your vehicle.



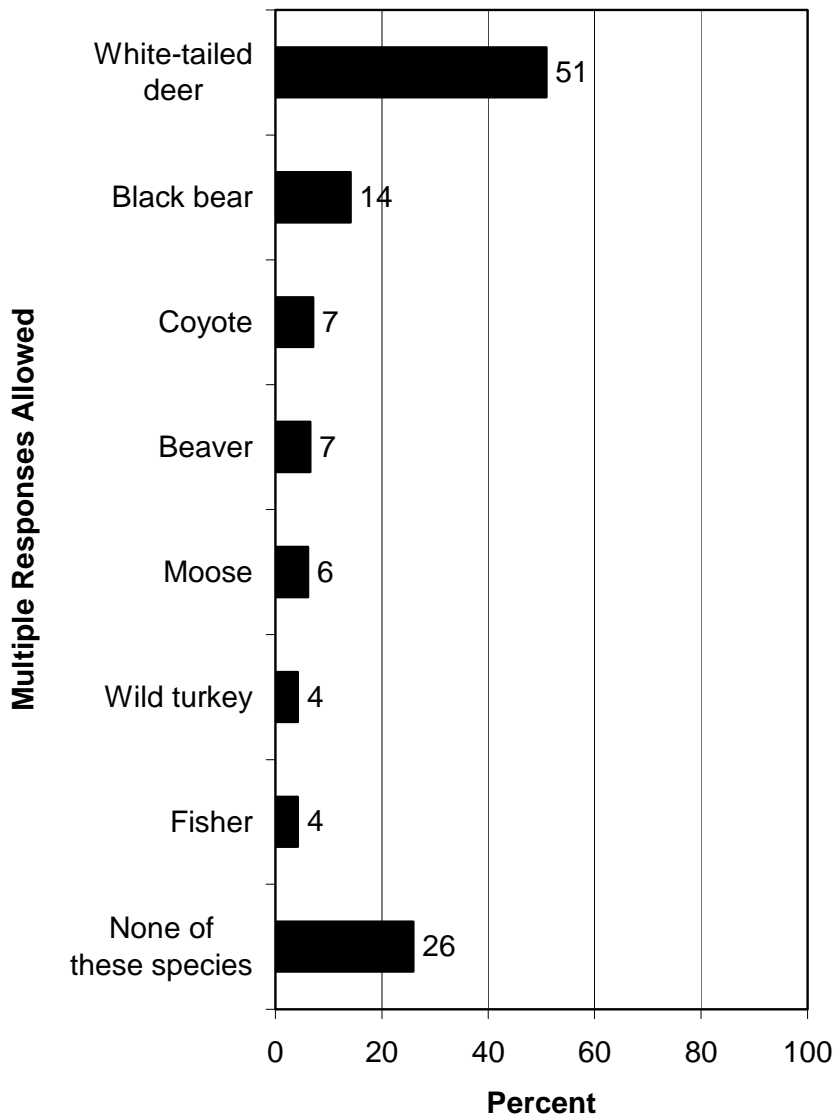
Have you had any damage to your personal property from wildlife in Vermont in the past 5 years?



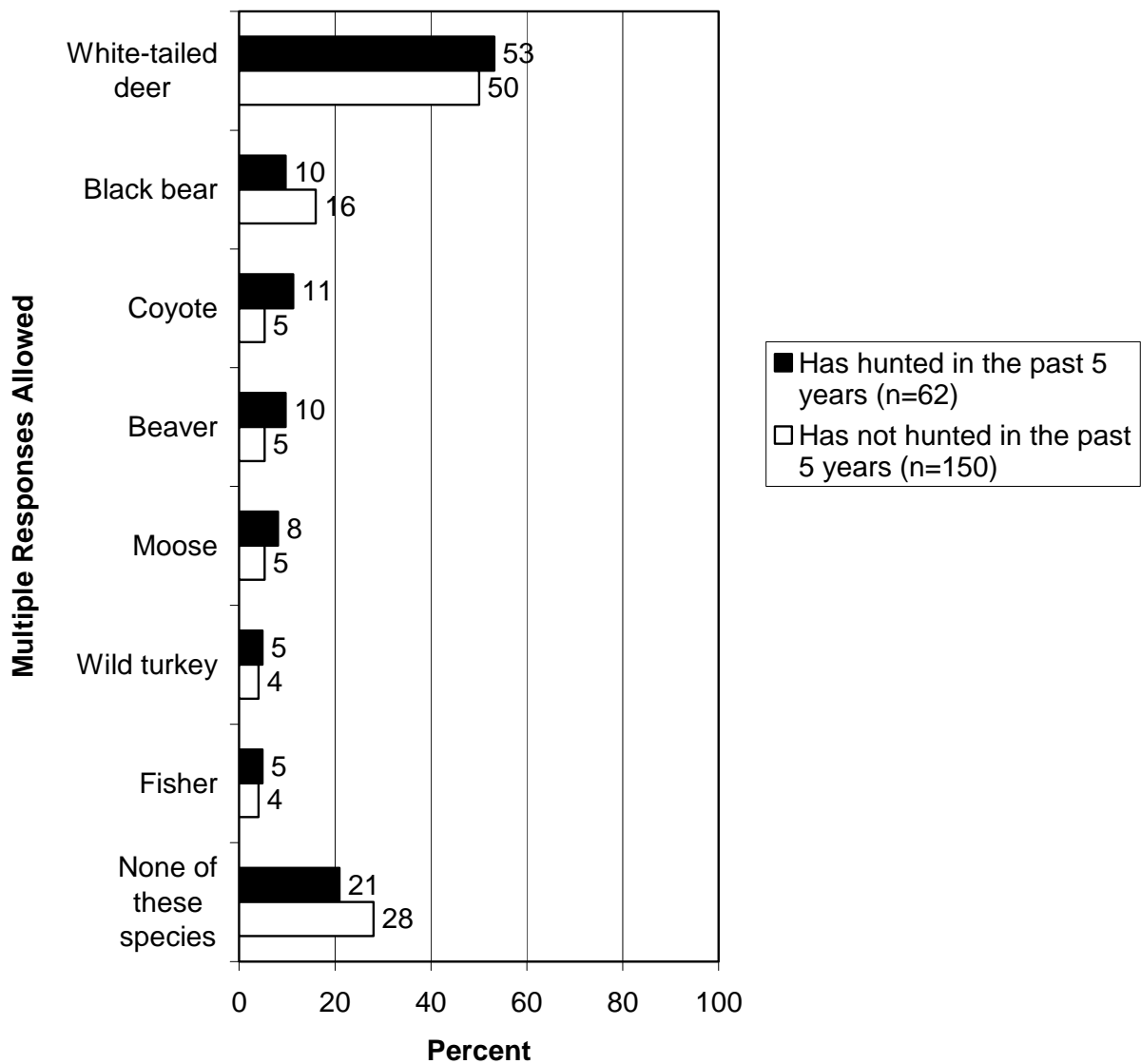
**Q18/Q22. Have you had any damage to your
(vehicle/personal property) from wildlife in Vermont
in the past 5 years.**



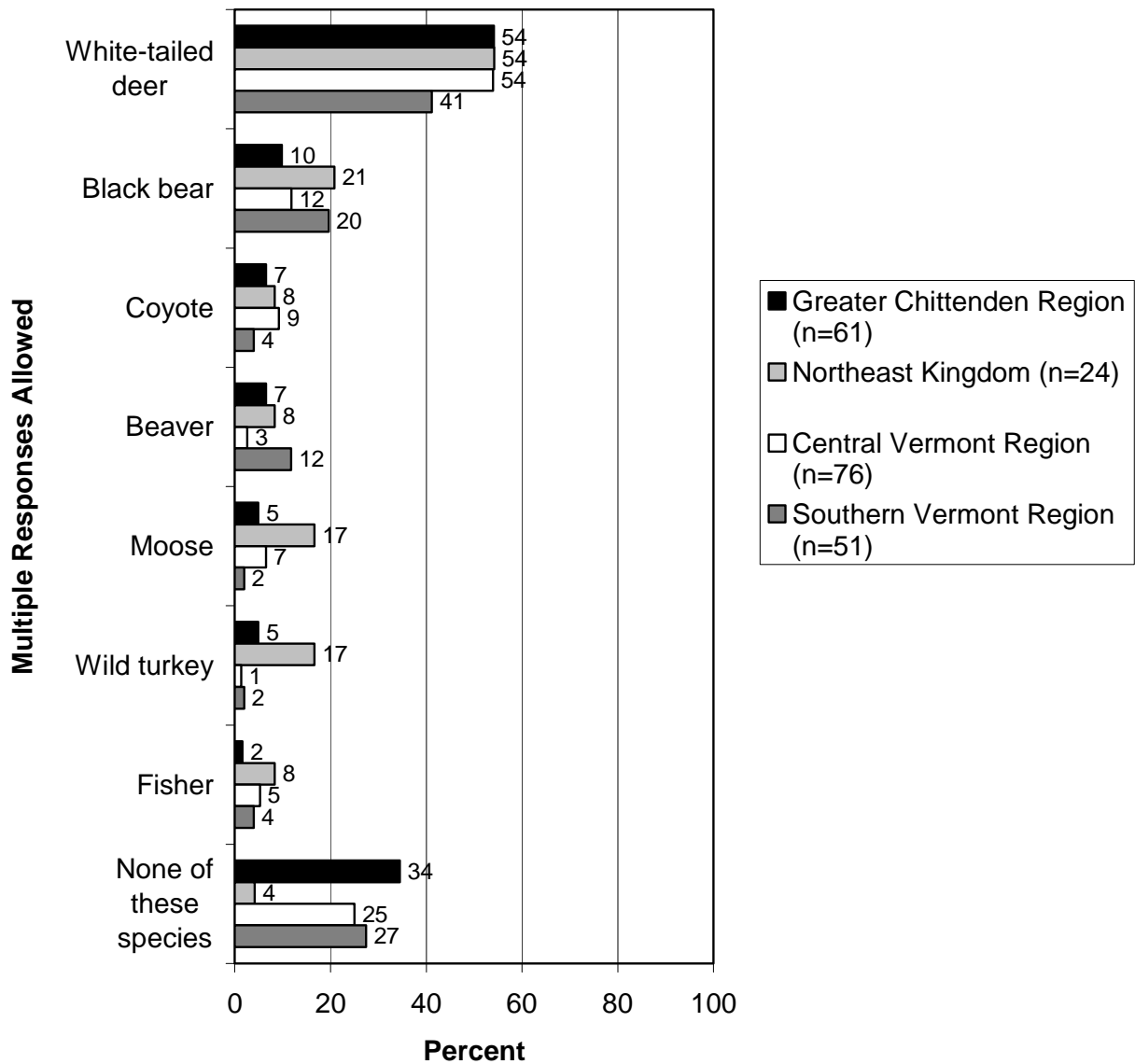
Q25. I am going to list a few species of animals and I need to know if you had any damage to your personal property from each species in the past 5 years in Vermont. (Asked of those who had damage to their personal property from wildlife in the past 5 years.)



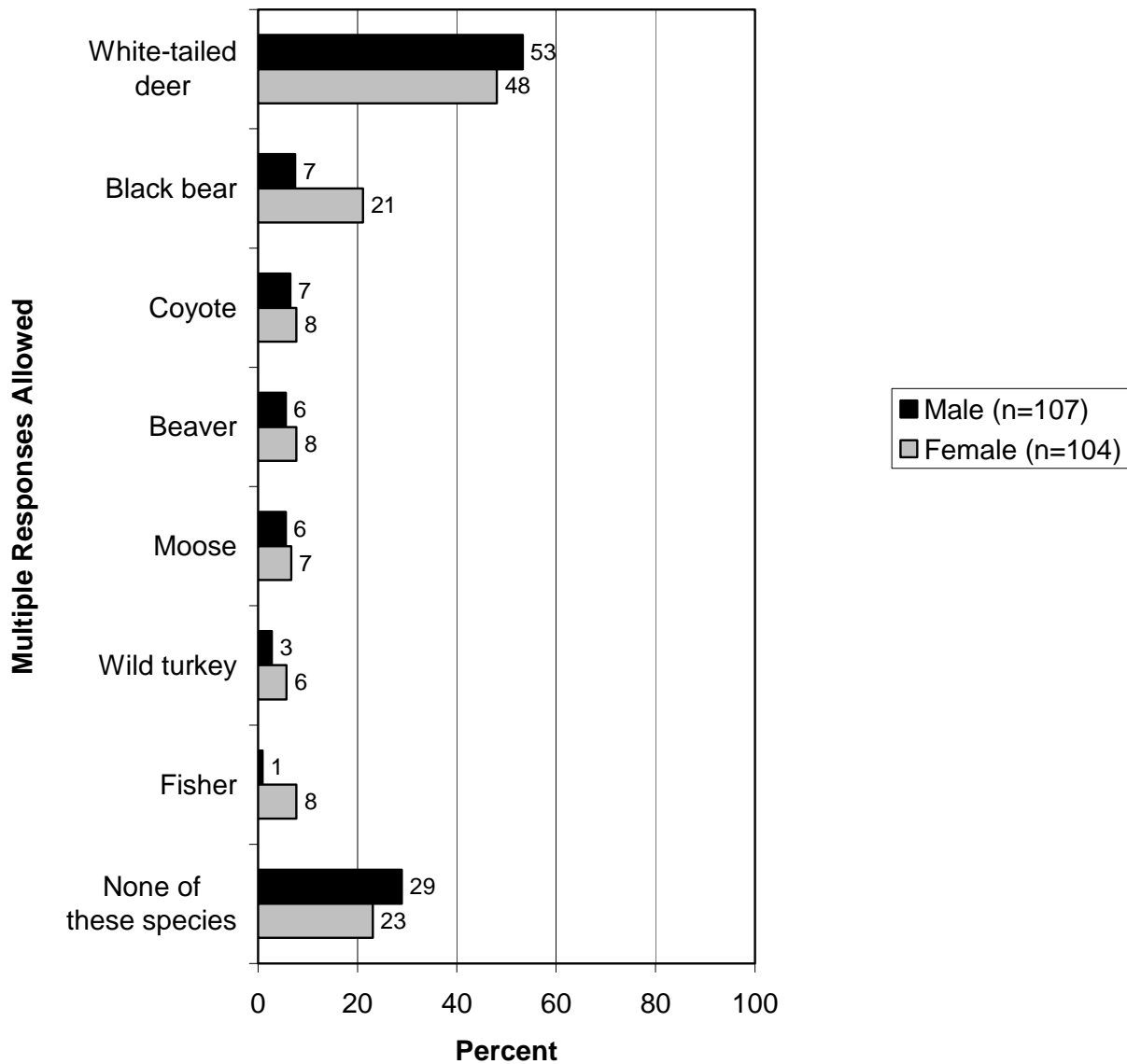
Q25. I am going to list a few species of animals and I need to know if you had any damage to your personal property from each species in the past 5 years in Vermont. (Asked of those who had damage to their personal property from wildlife in the past 5 years.)



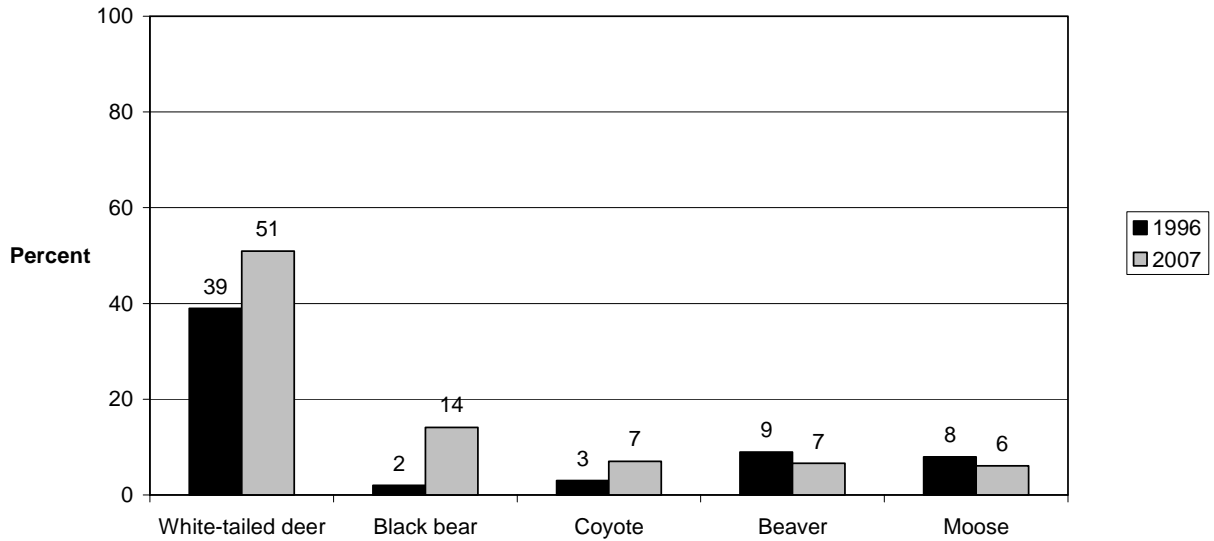
Q25. I am going to list a few species of animals and I need to know if you had any damage to your personal property from each species in the past 5 years in Vermont. (Asked of those who had damage to their personal property from wildlife in the past 5 years.)



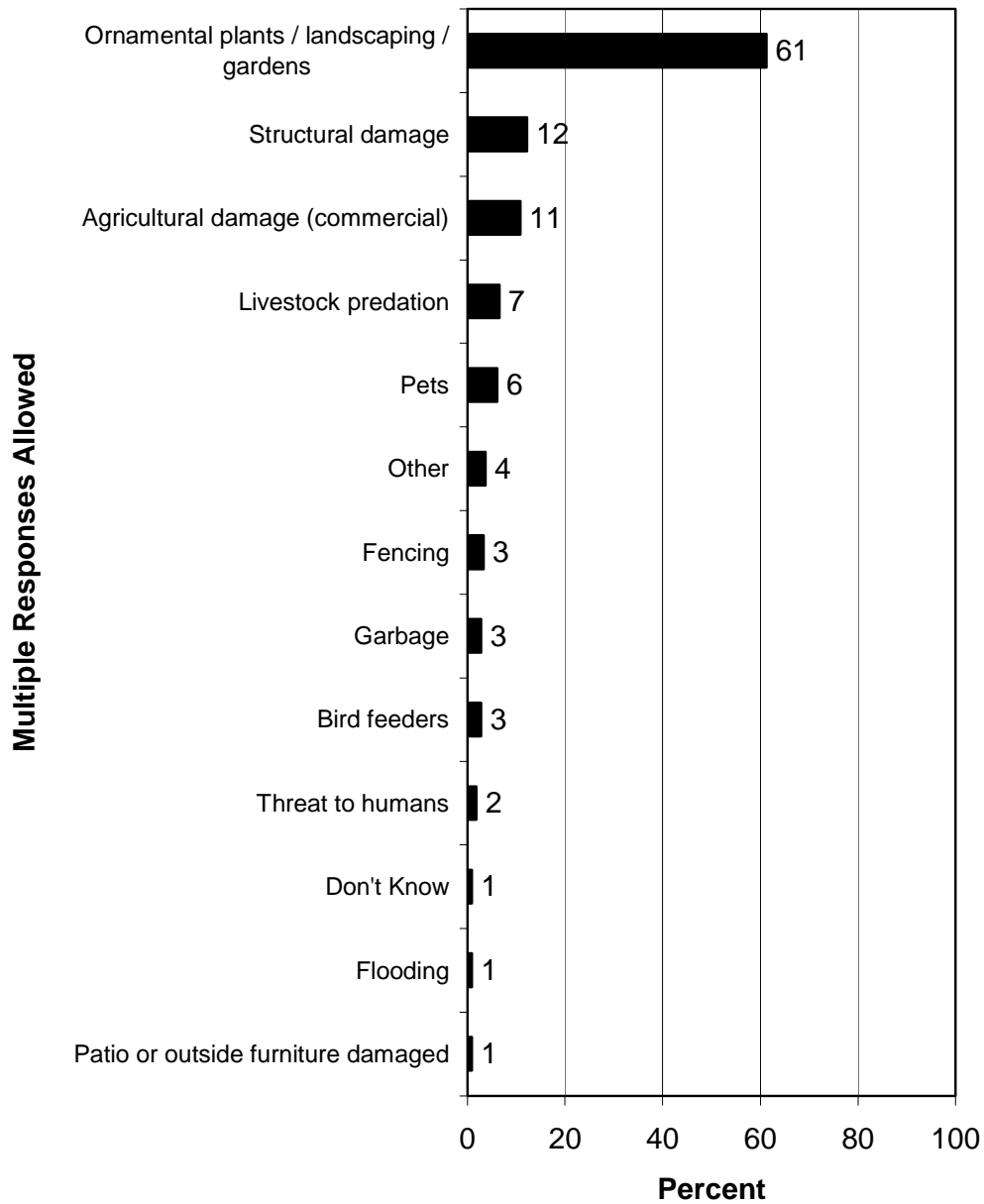
Q25. I am going to list a few species of animals and I need to know if you had any damage to your personal property from each species in the past 5 years in Vermont. (Asked of those who had damage to their personal property from wildlife in the past 5 years.)



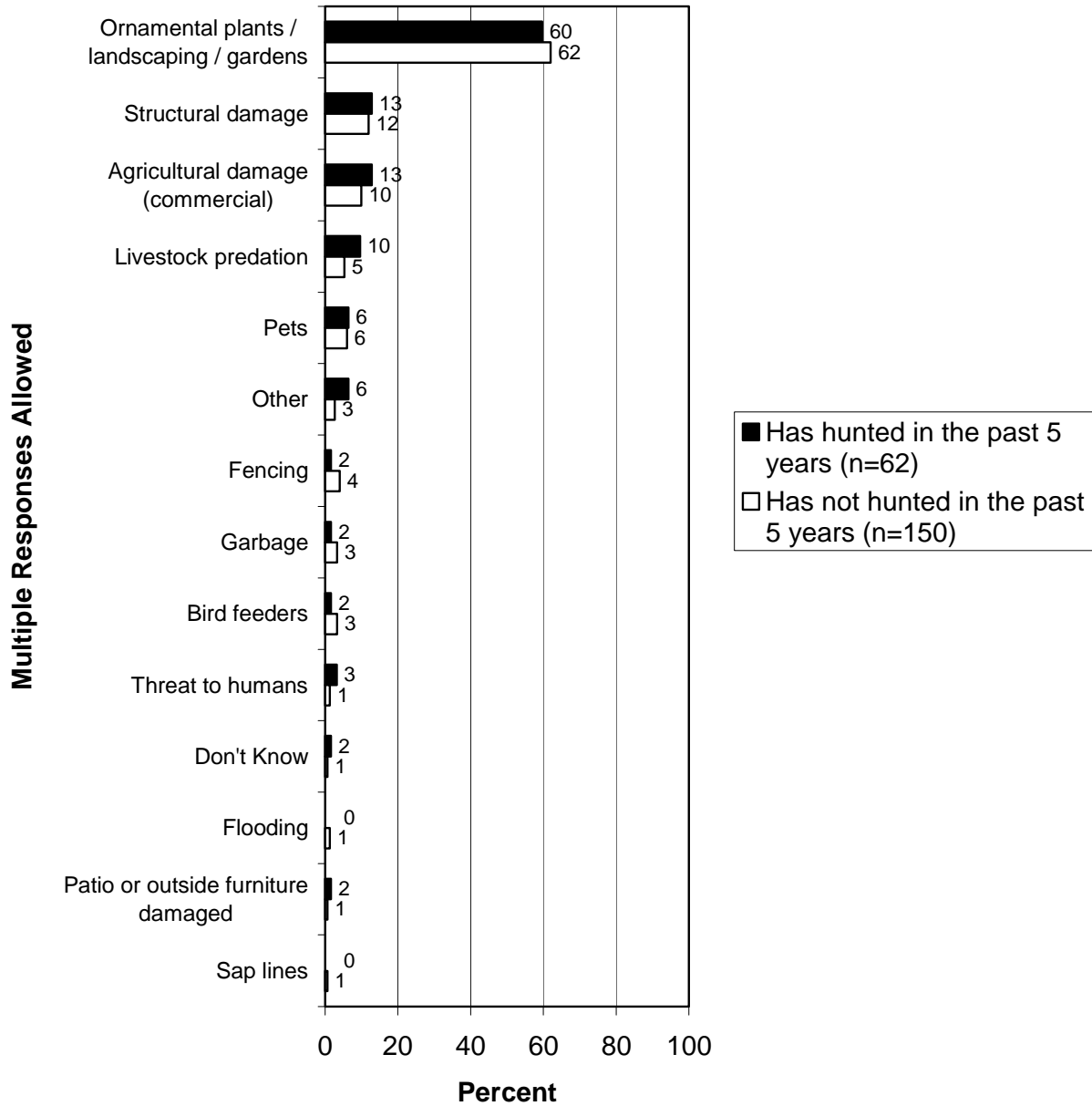
I am going to list a few species of animals and I need to know if you had any damage to your personal property from each species in the past 5 years in Vermont. (Asked of those who had damage to their personal property from wildlife in the past 5 years.)



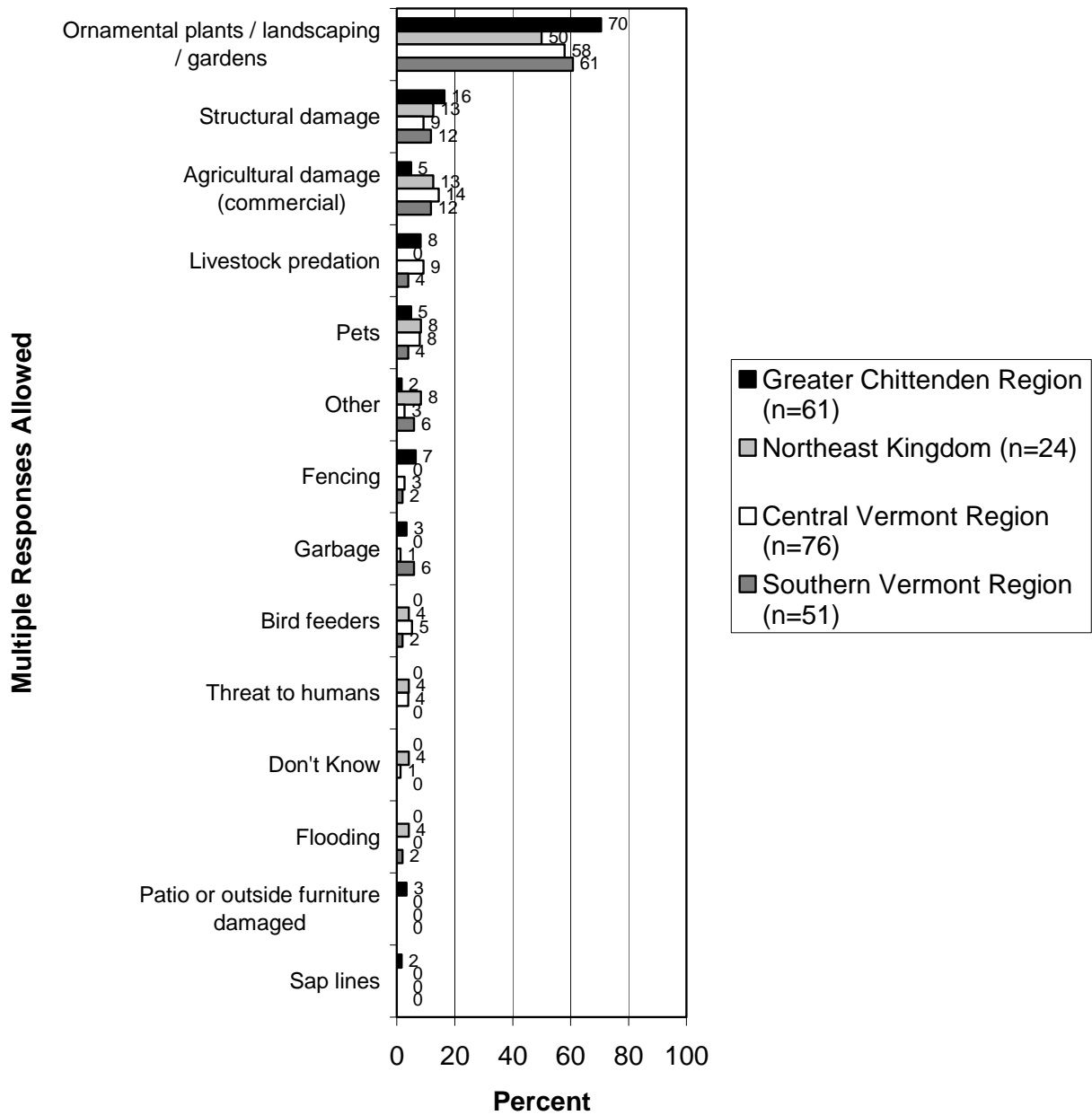
**Q28. What kind of damage did the wildlife cause?
(Asked of those who had damage to their personal
property from wildlife in the past 5 years.)**



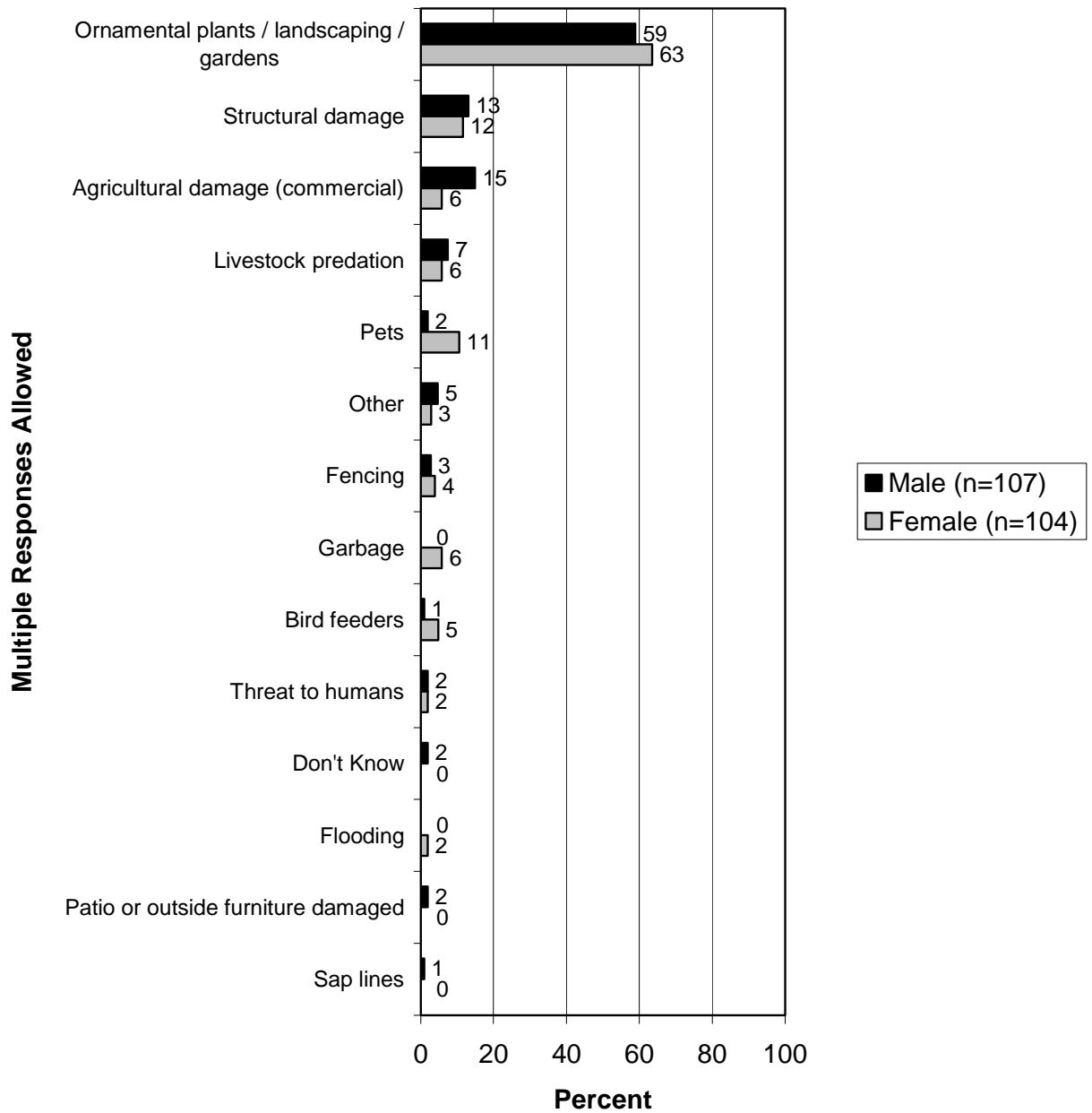
**Q28. What kind of damage did the wildlife cause?
(Asked of those who had damage to their personal
property from wildlife in the past 5 years.)**



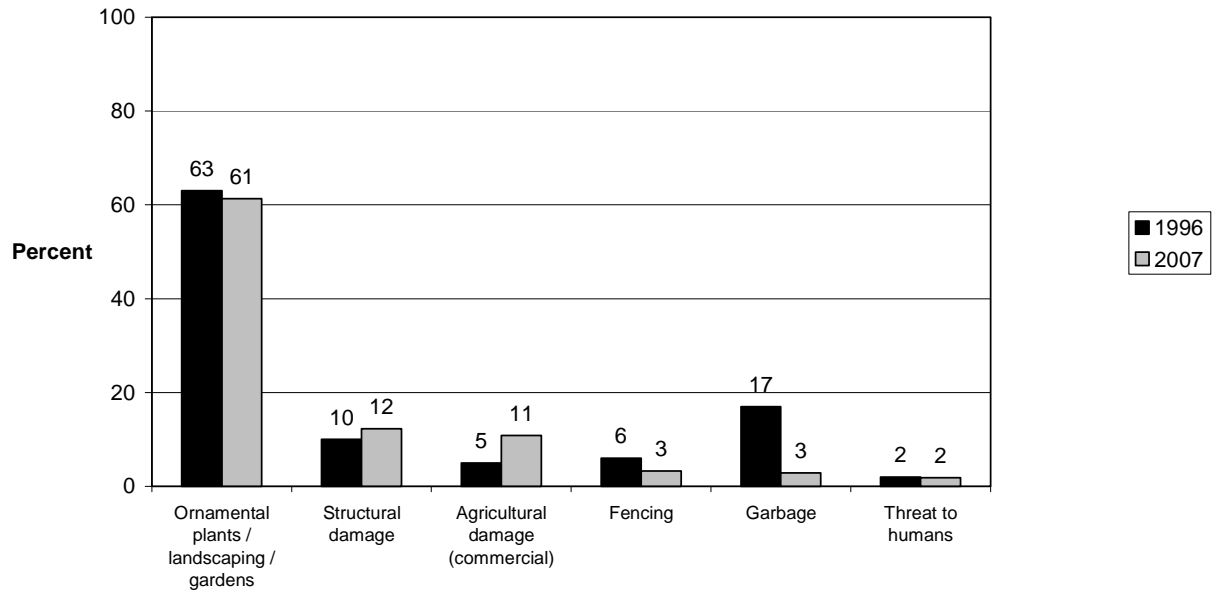
**Q28. What kind of damage did the wildlife cause?
(Asked of those who had damage to their personal
property from wildlife in the past 5 years.)**



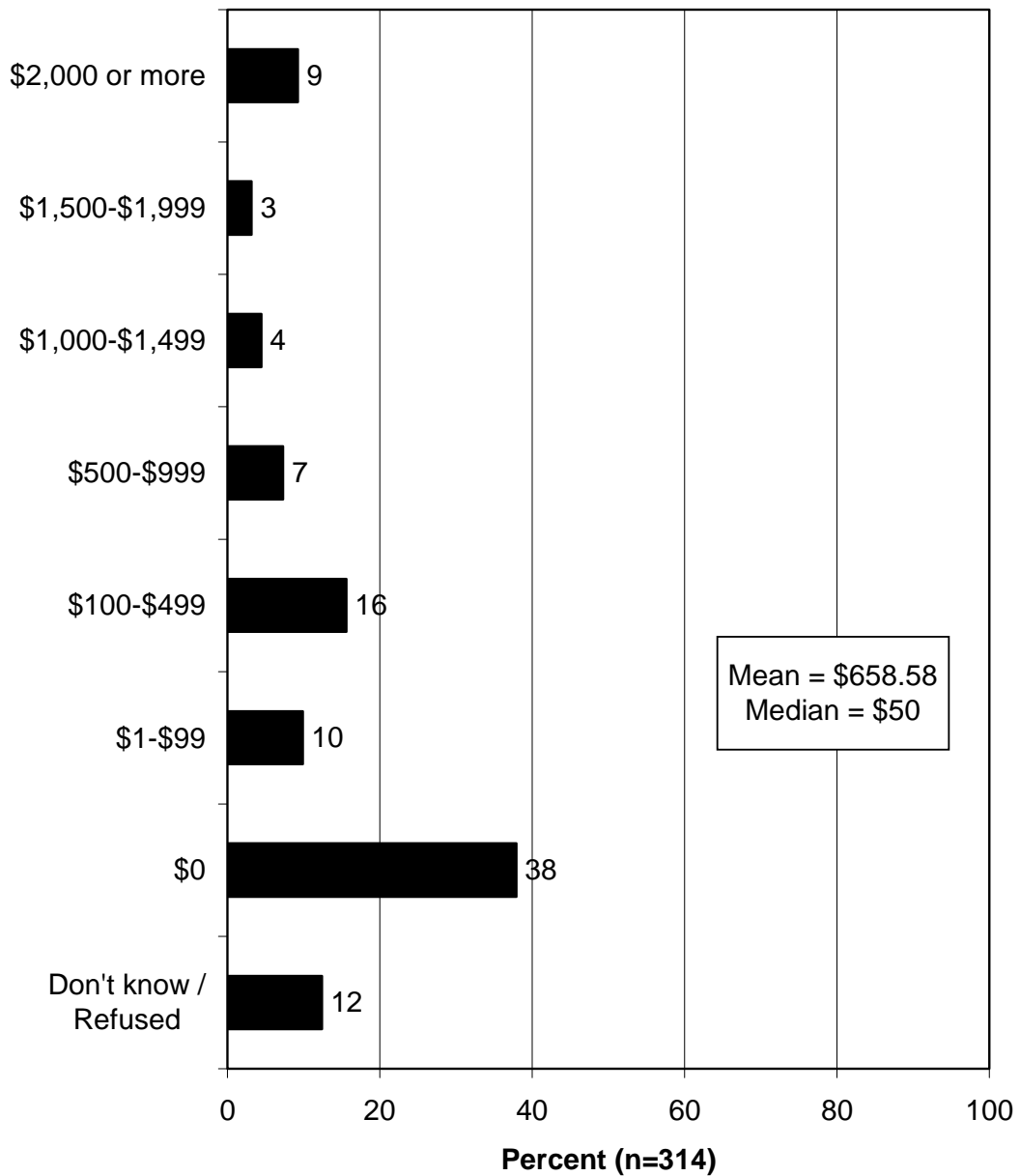
**Q28. What kind of damage did the wildlife cause?
(Asked of those who had damage to their personal
property from wildlife in the past 5 years.)**



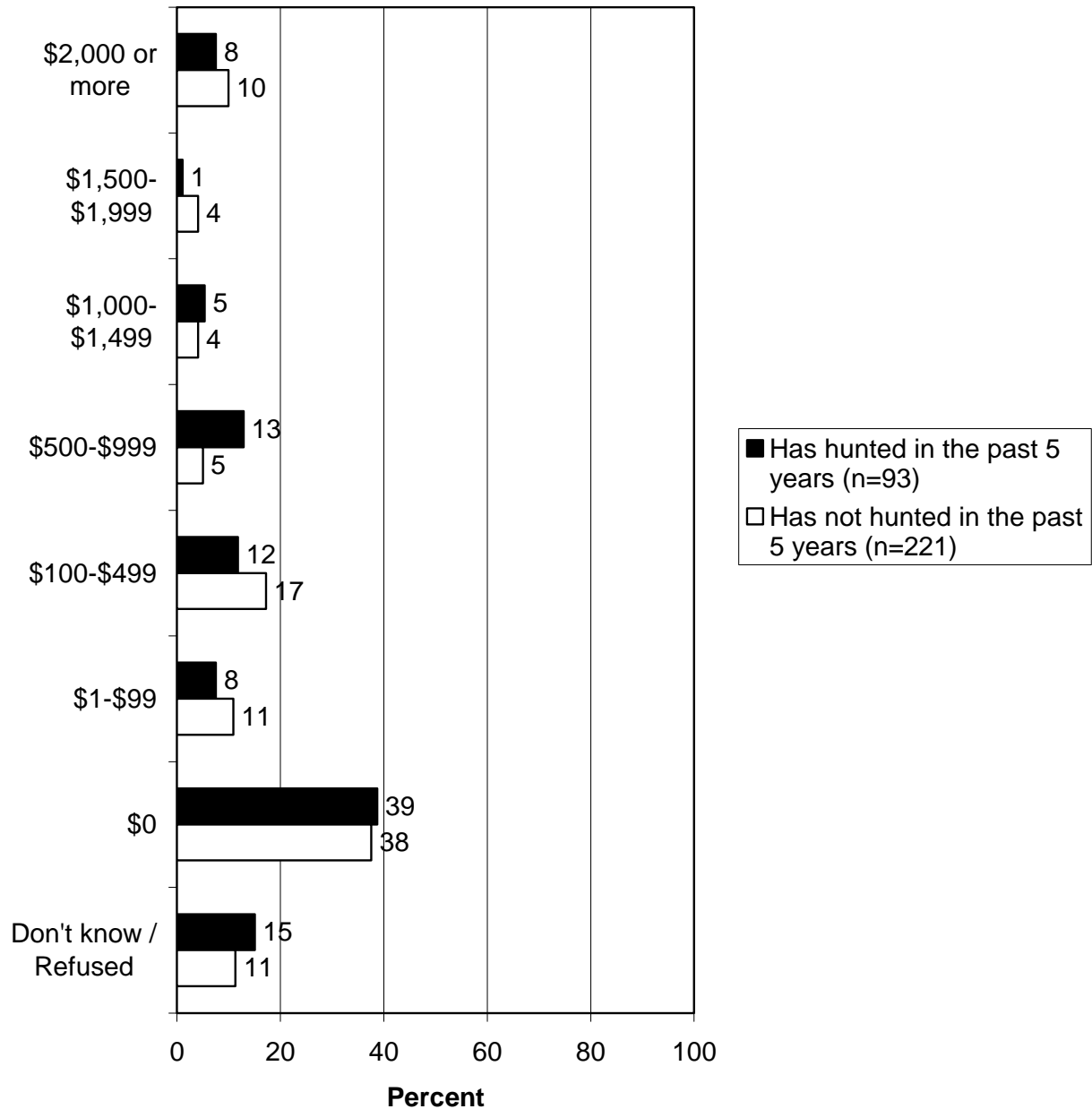
What kind of damage did the wildlife cause?



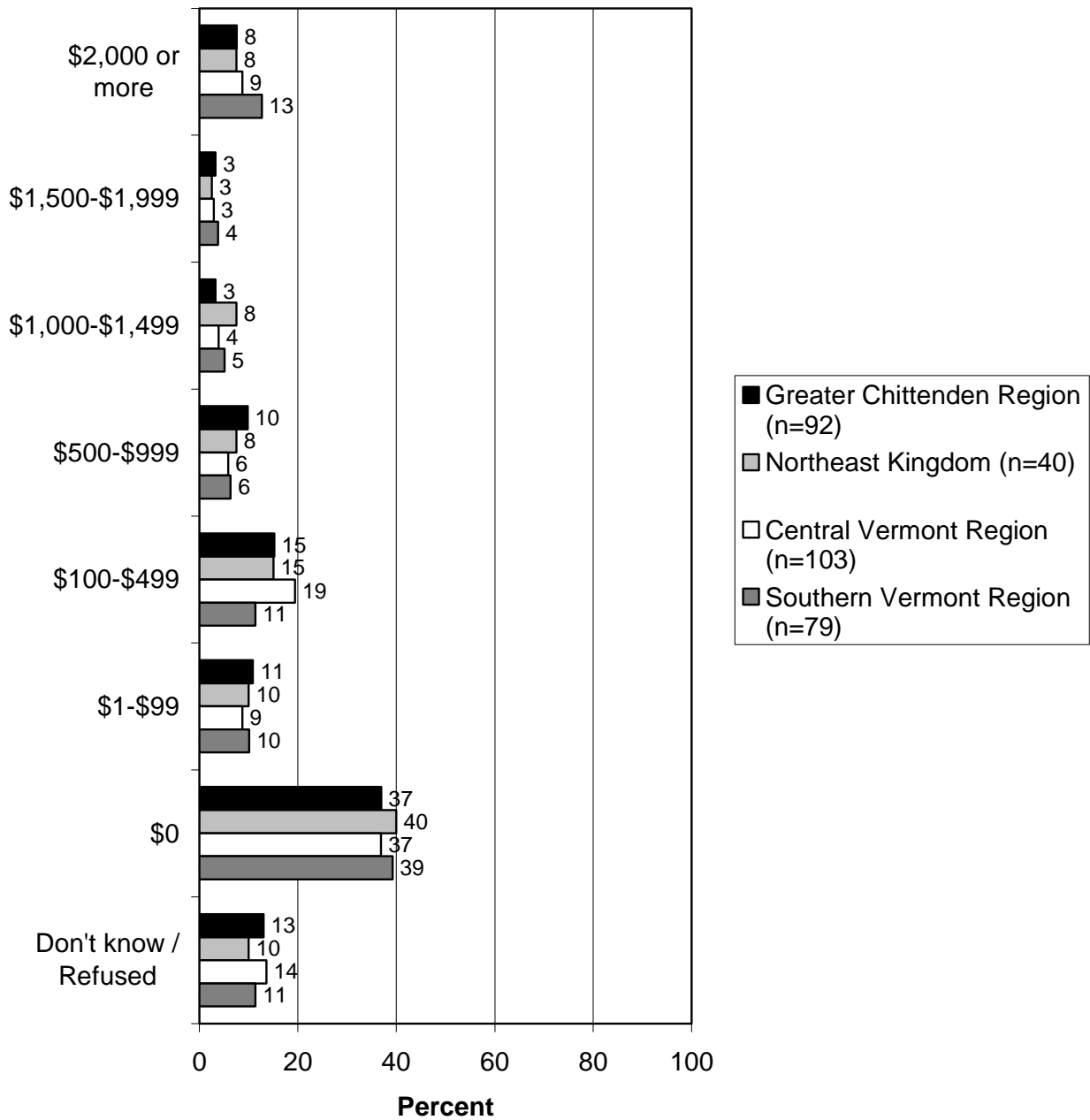
**Q30. In 2006, what was the cost of the damage caused by wildlife to your personal property or vehicle?
(Asked of those who had damage to their personal property from wildlife in the past 5 years.)**



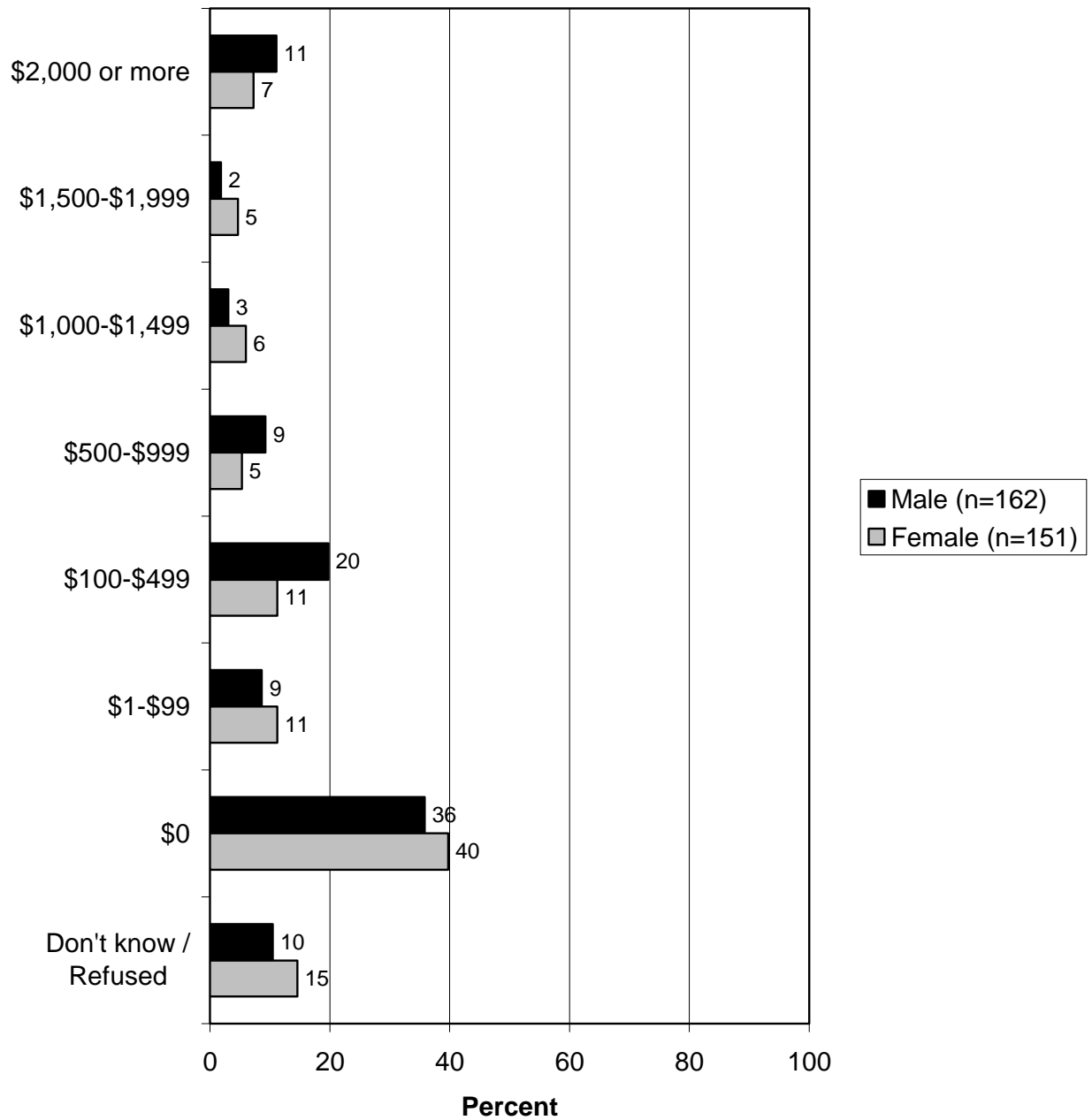
**Q30. In 2006, what was the cost of the damage caused by wildlife to your personal property or vehicle?
(Asked of those who had damage to their personal property from wildlife in the past 5 years.)**



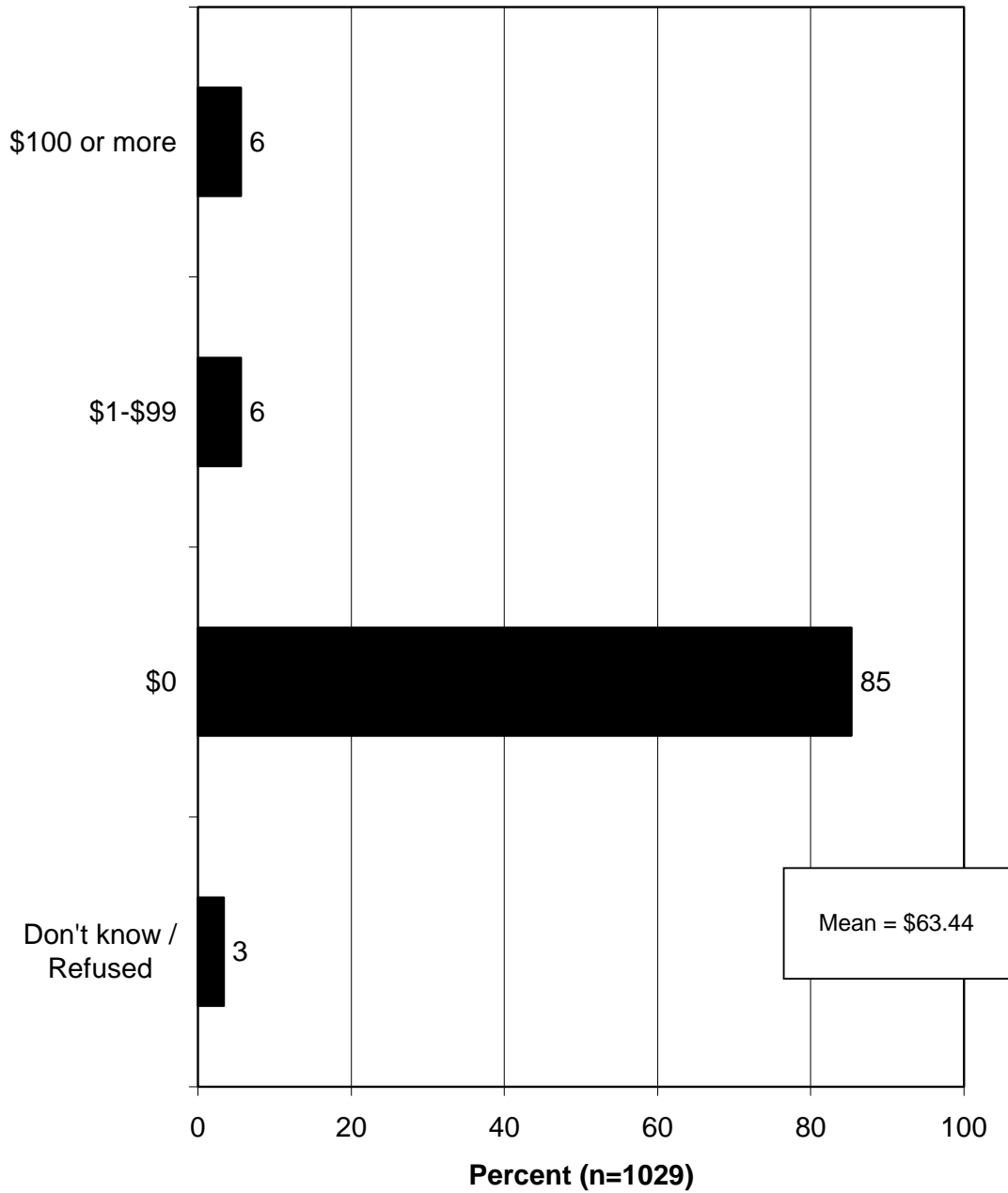
**Q30. In 2006, what was the cost of the damage caused by wildlife to your personal property or vehicle?
(Asked of those who had damage to their personal property from wildlife in the past 5 years.)**



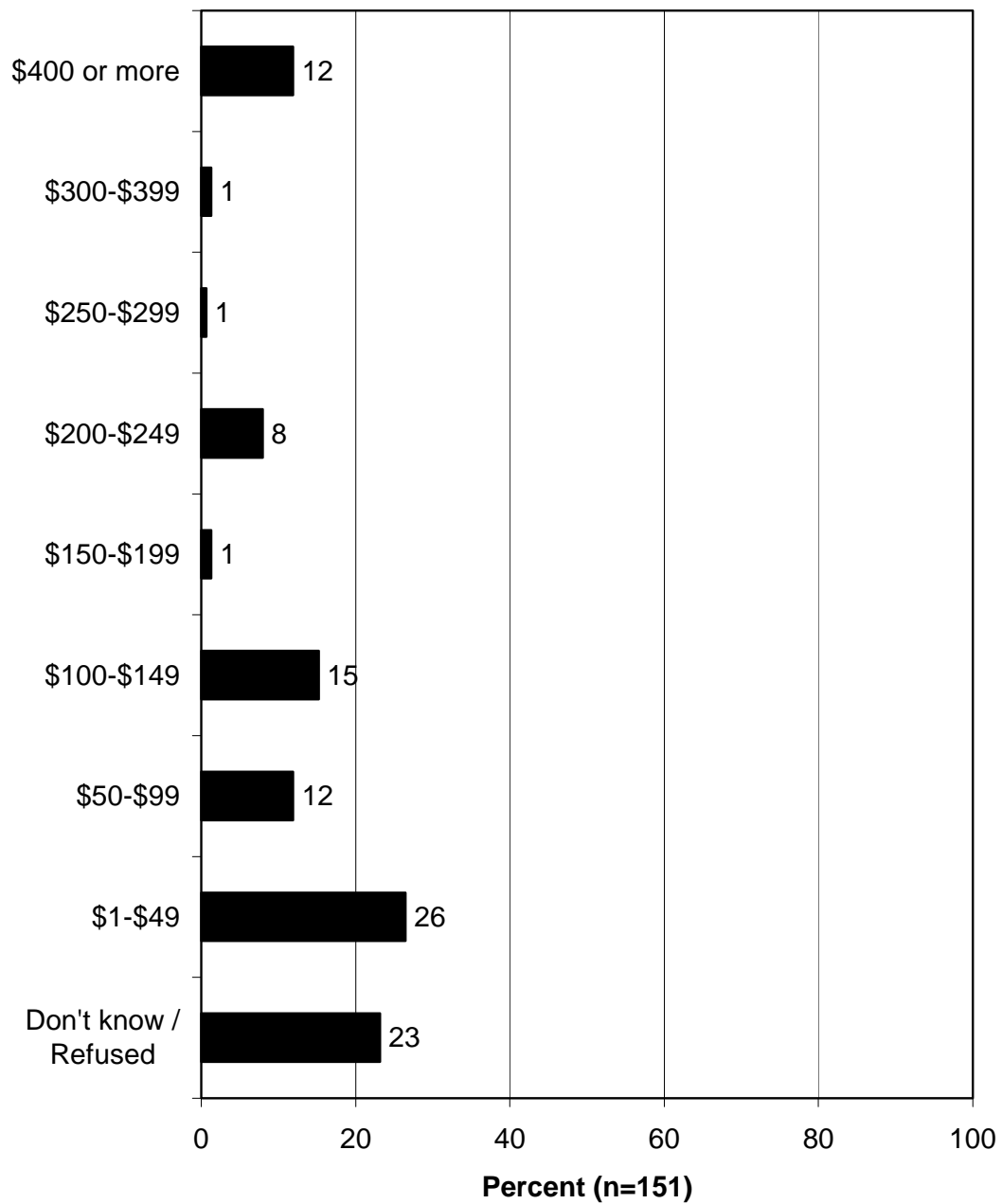
**Q30. In 2006, what was the cost of the damage caused by wildlife to your personal property or vehicle?
(Asked of those who had damage to their personal property from wildlife in the past 5 years.)**



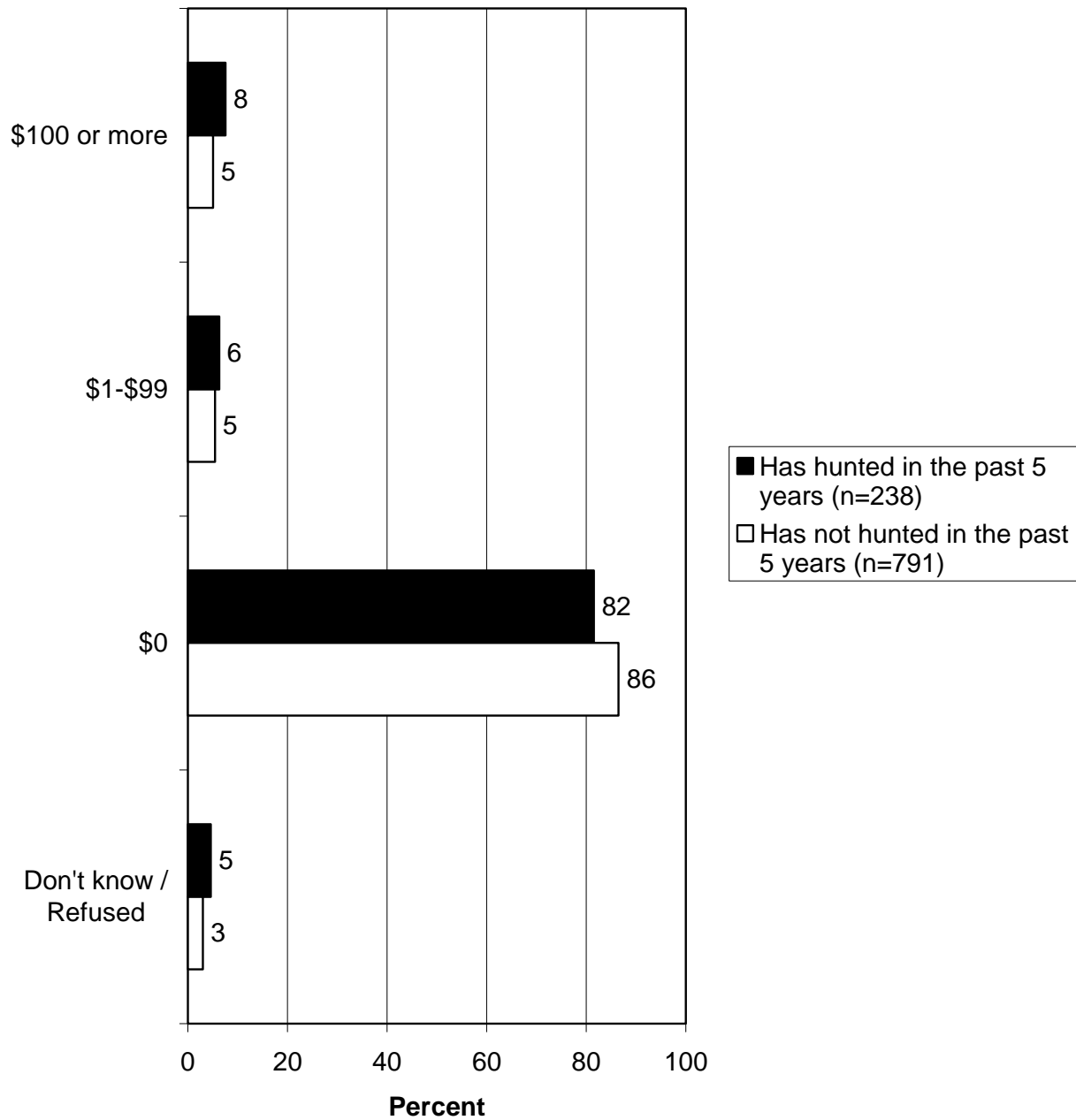
Q32. In 2006, how much did you spend in an effort to prevent damage caused by wildlife?



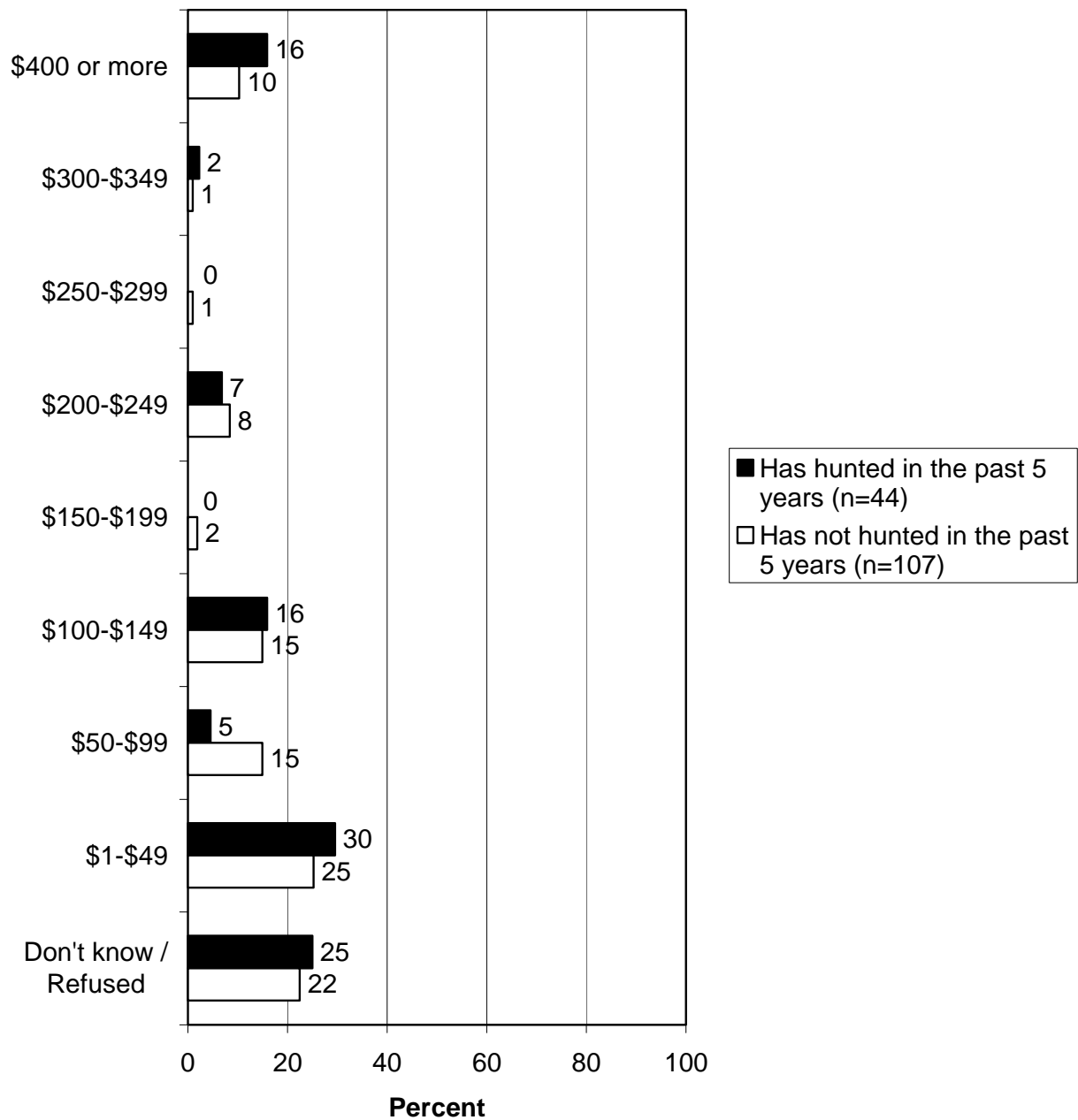
Q32. In 2006, how much did you spend in an effort to prevent damage caused by wildlife? (Excludes \$0 responses.)



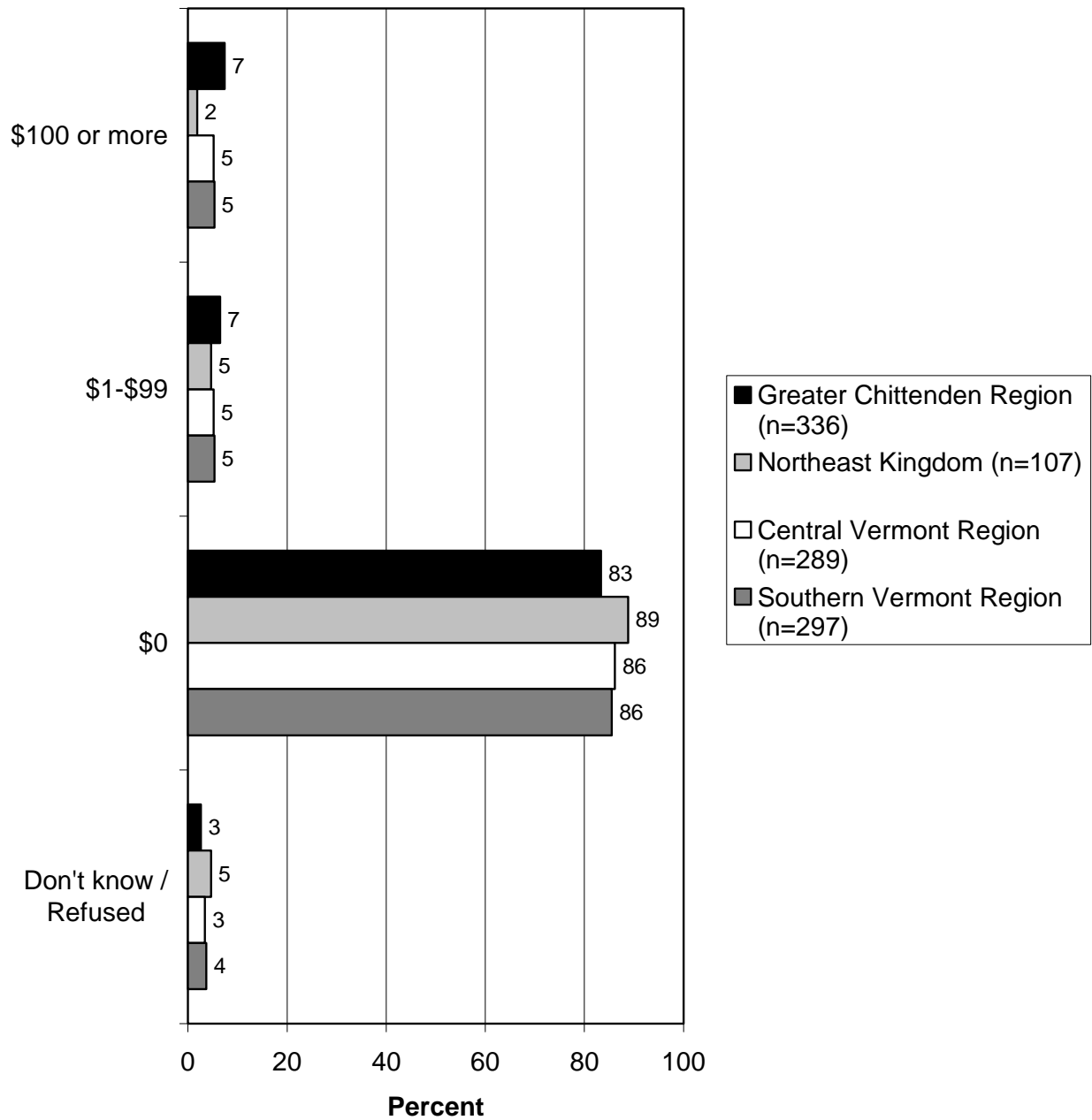
Q32. In 2006, how much did you spend in an effort to prevent damage caused by wildlife?



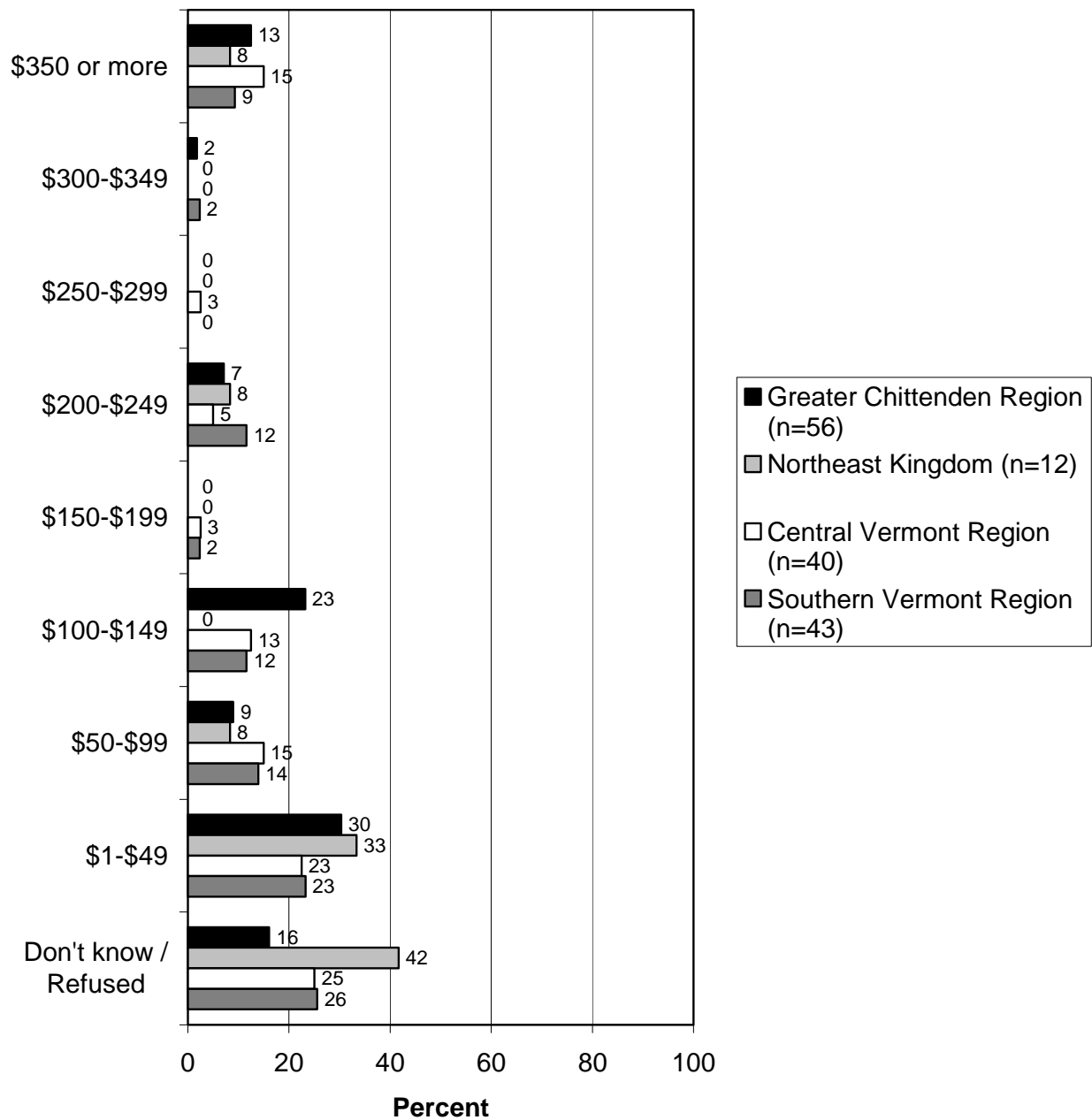
Q32. In 2006, how much did you spend in an effort to prevent damage caused by wildlife? (Excludes \$0 responses.)



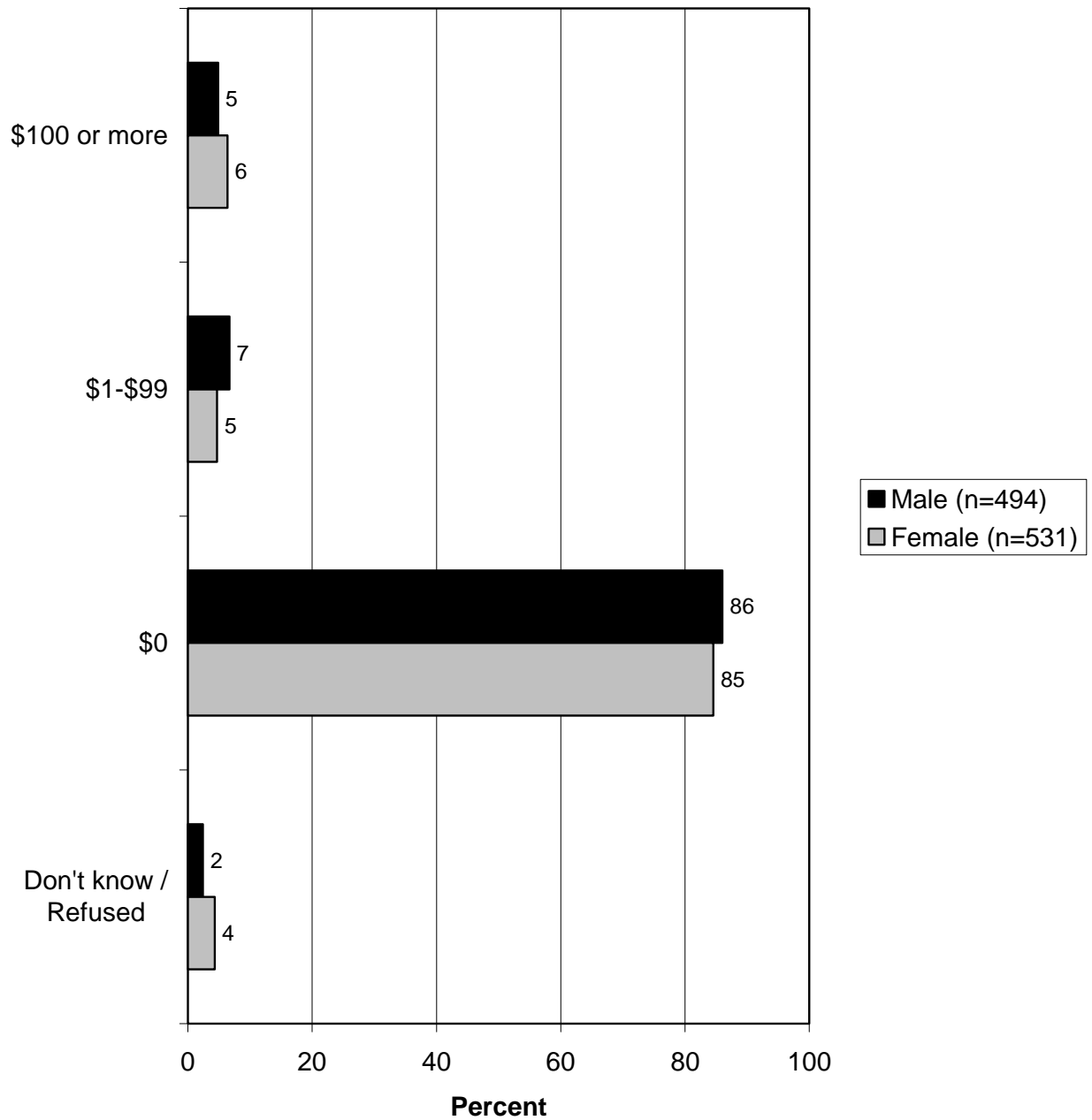
Q32. In 2006, how much did you spend in an effort to prevent damage caused by wildlife?



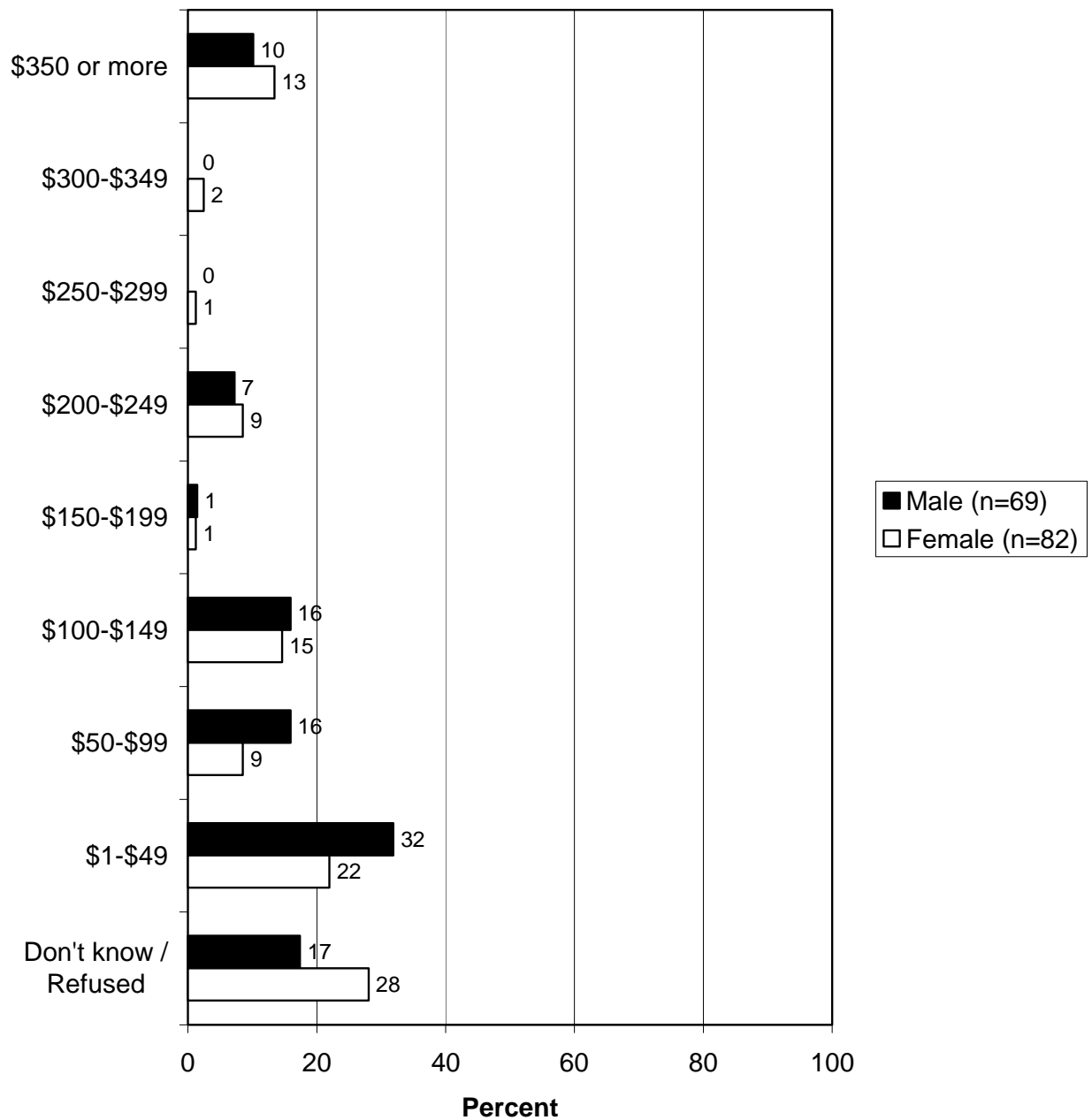
Q32. In 2006, how much did you spend in an effort to prevent damage caused by wildlife? (Excludes \$0 responses.)



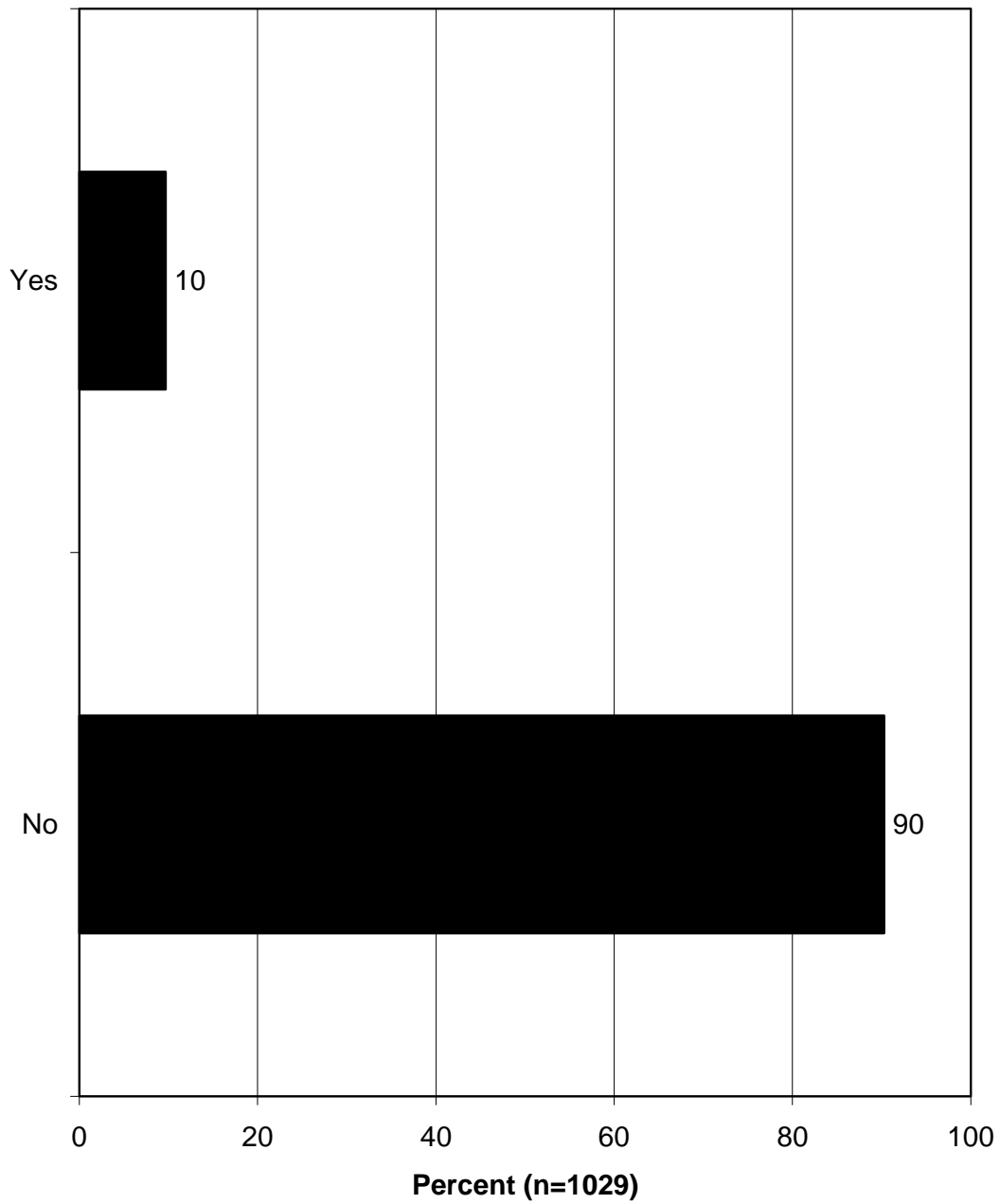
Q32. In 2006, how much did you spend in an effort to prevent damage caused by wildlife?



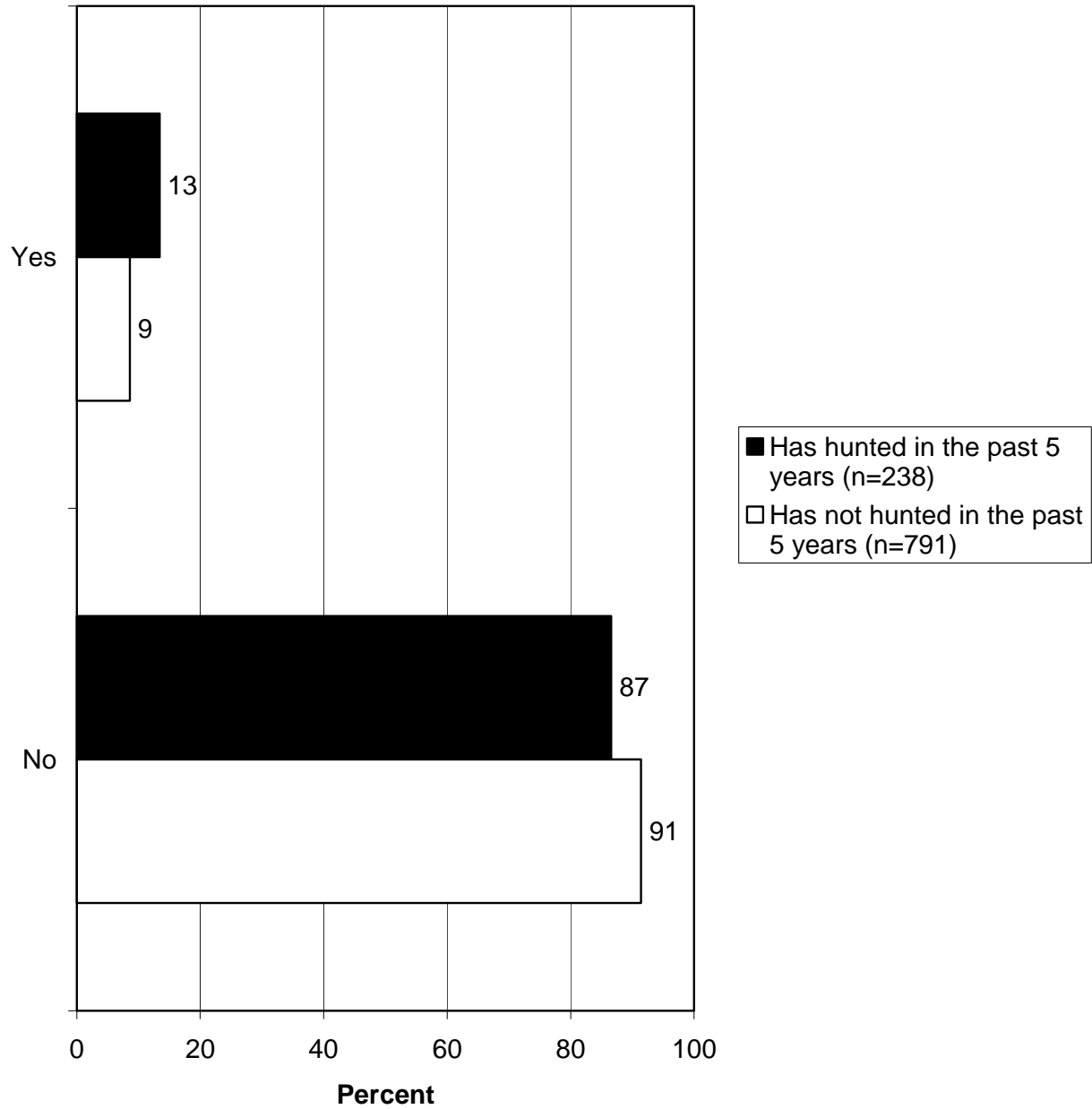
Q32. In 2006, how much did you spend in an effort to prevent damage caused by wildlife? (Excludes \$0 responses.)



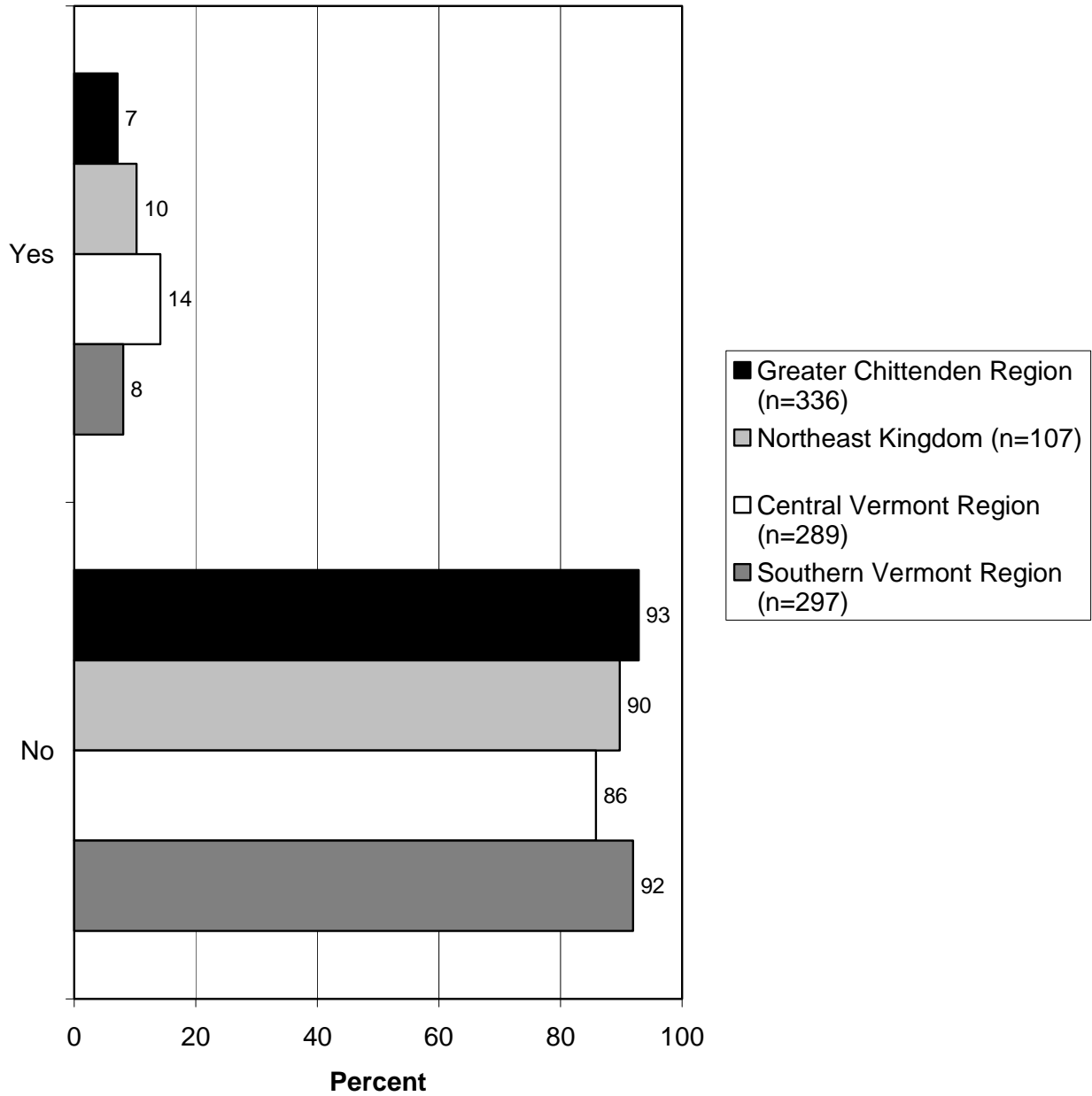
Q34. In the past 2 years, have you or any other member of your household had a vehicle collision with a deer on Vermont's roads or highways?



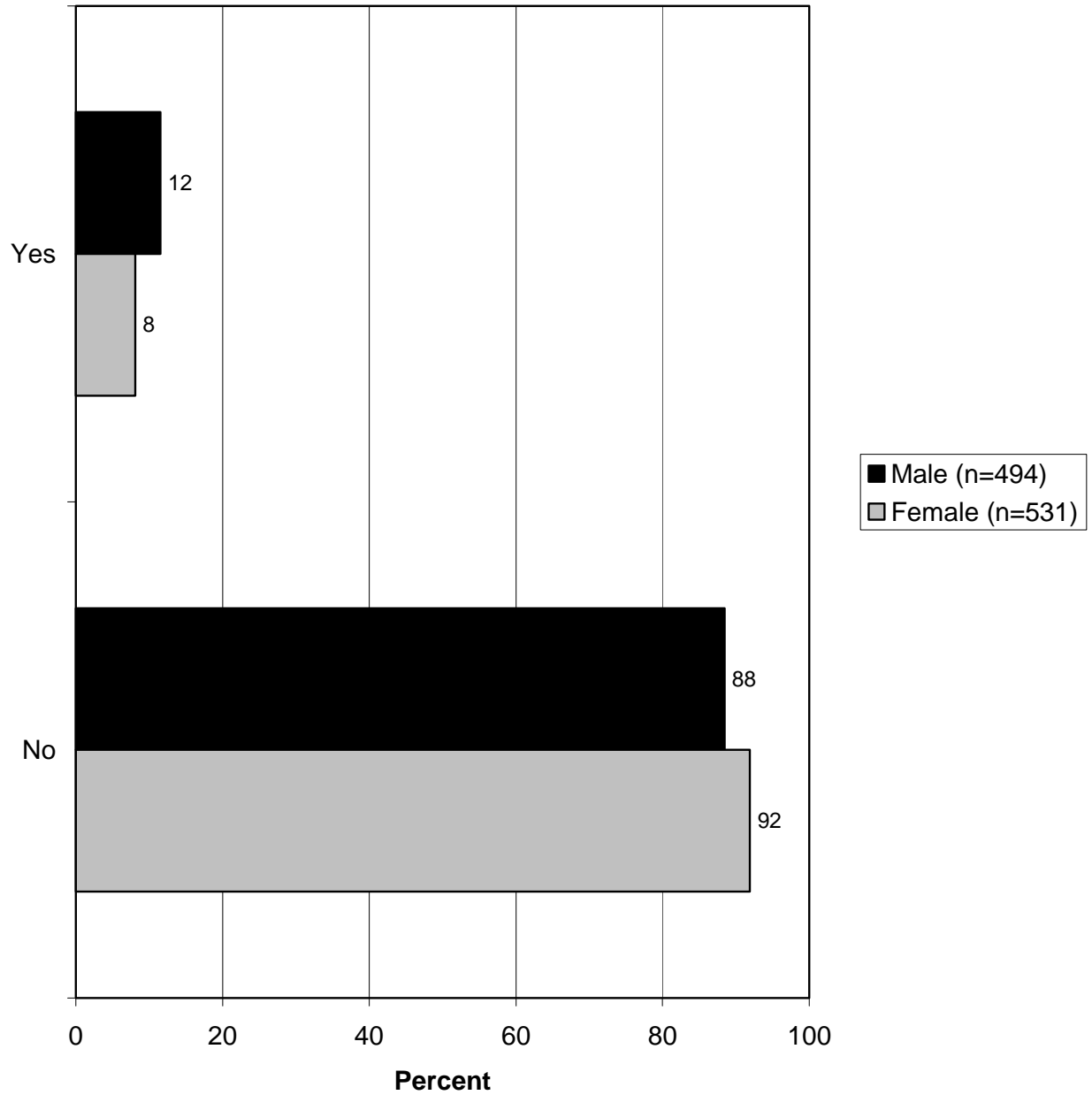
Q34. In the past 2 years, have you or any other member of your household had a vehicle collision with a deer on Vermont's roads or highways?



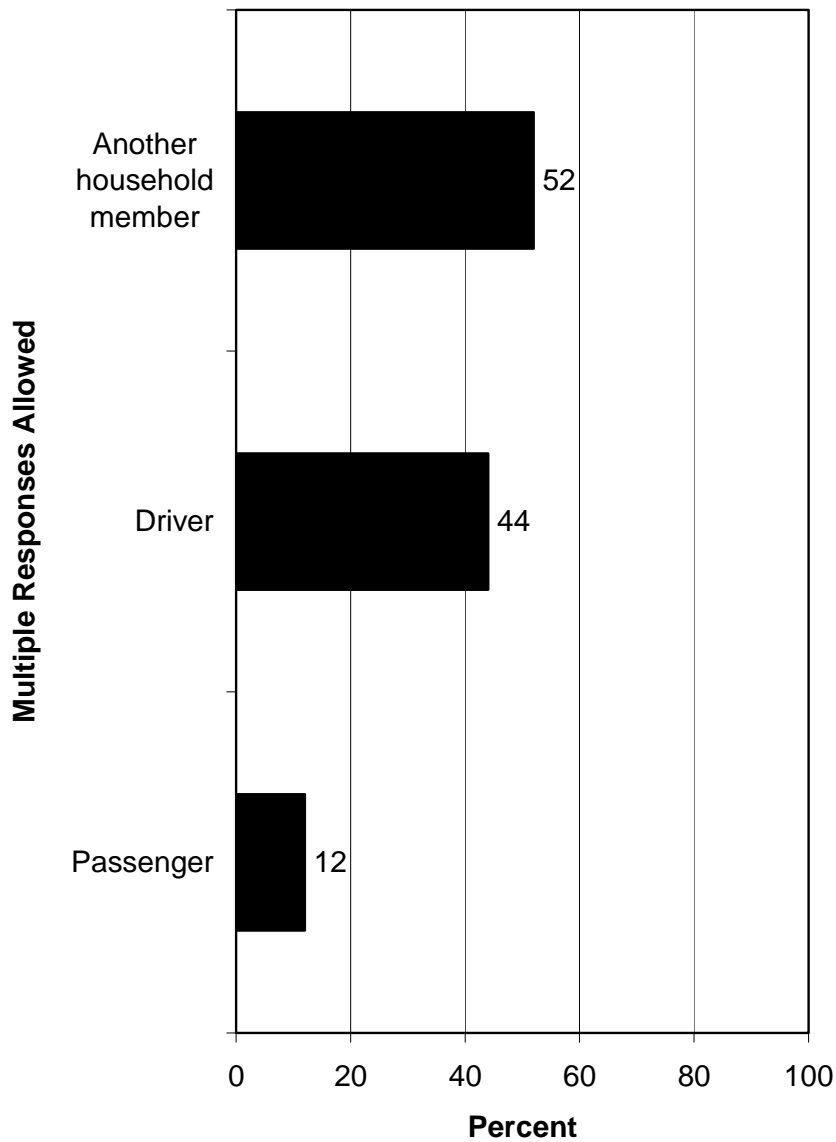
Q34. In the past 2 years, have you or any other member of your household had a vehicle collision with a deer on Vermont's roads or highways?



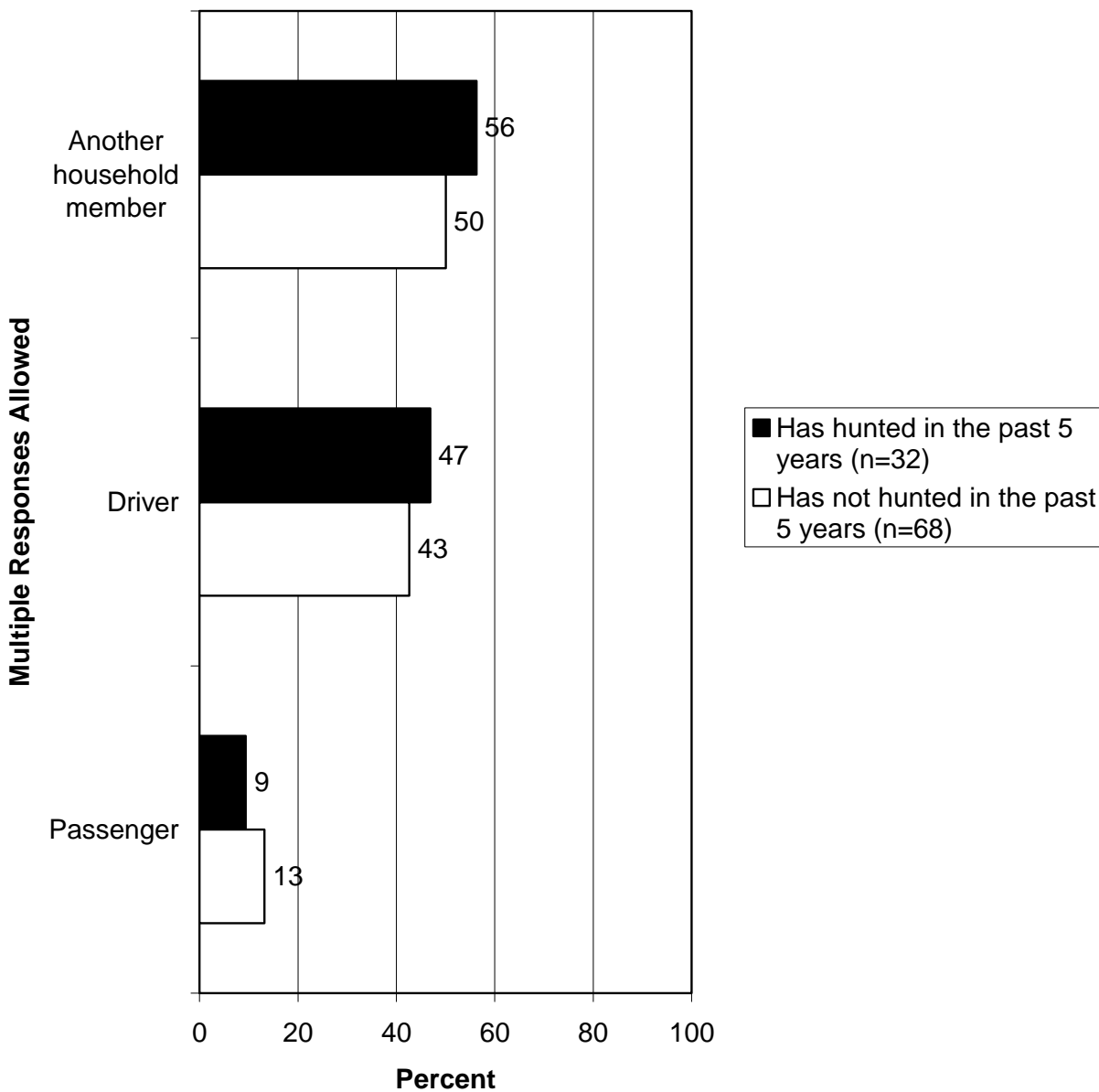
Q34. In the past 2 years, have you or any other member of your household had a vehicle collision with a deer on Vermont's roads or highways?



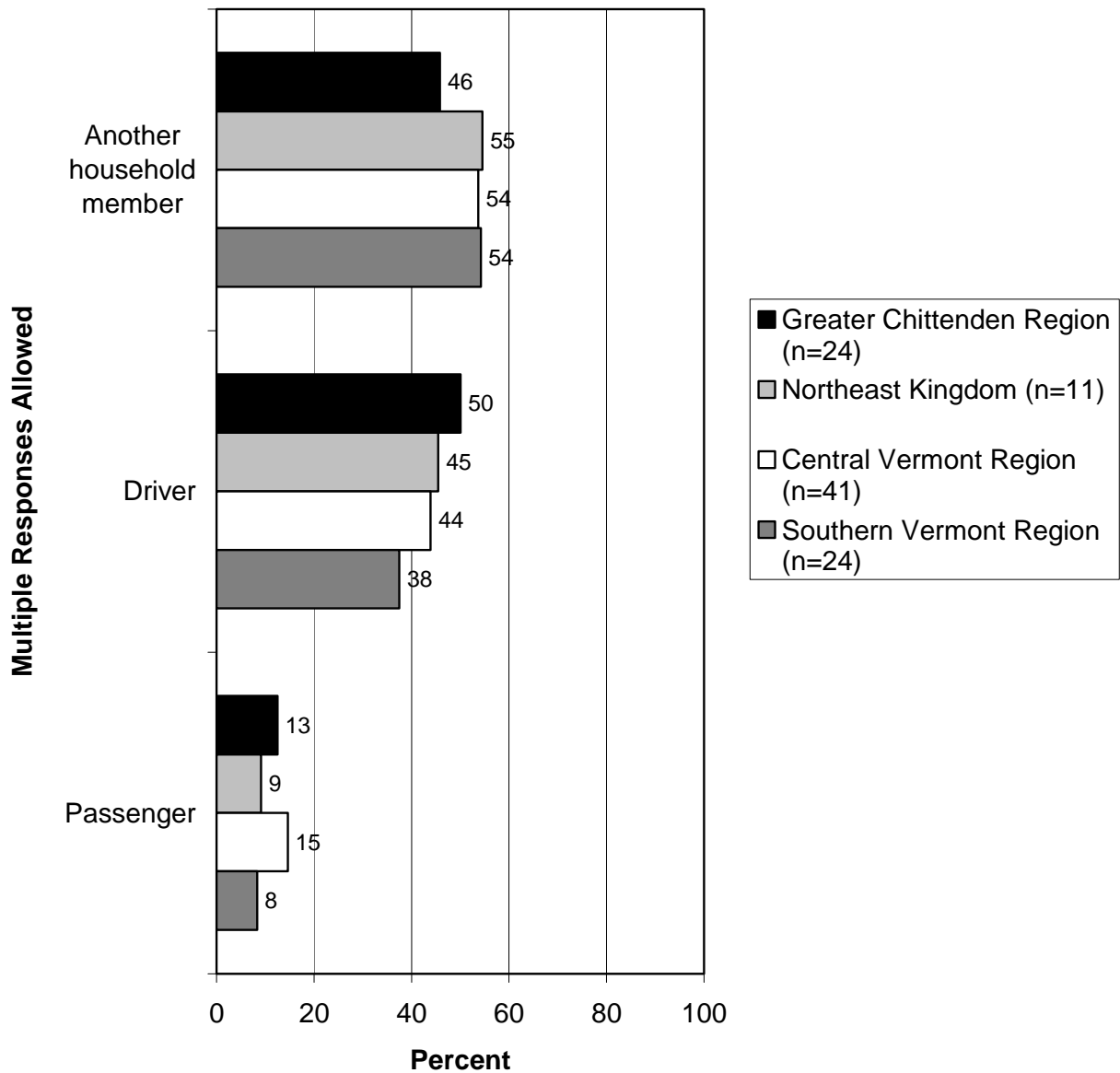
**Q37. Were you the driver, a passenger, or was it another household member who was involved?
(Asked of those who indicated that he/she or a member of the household was involved in a vehicle collision with a deer in the past 2 years.)**



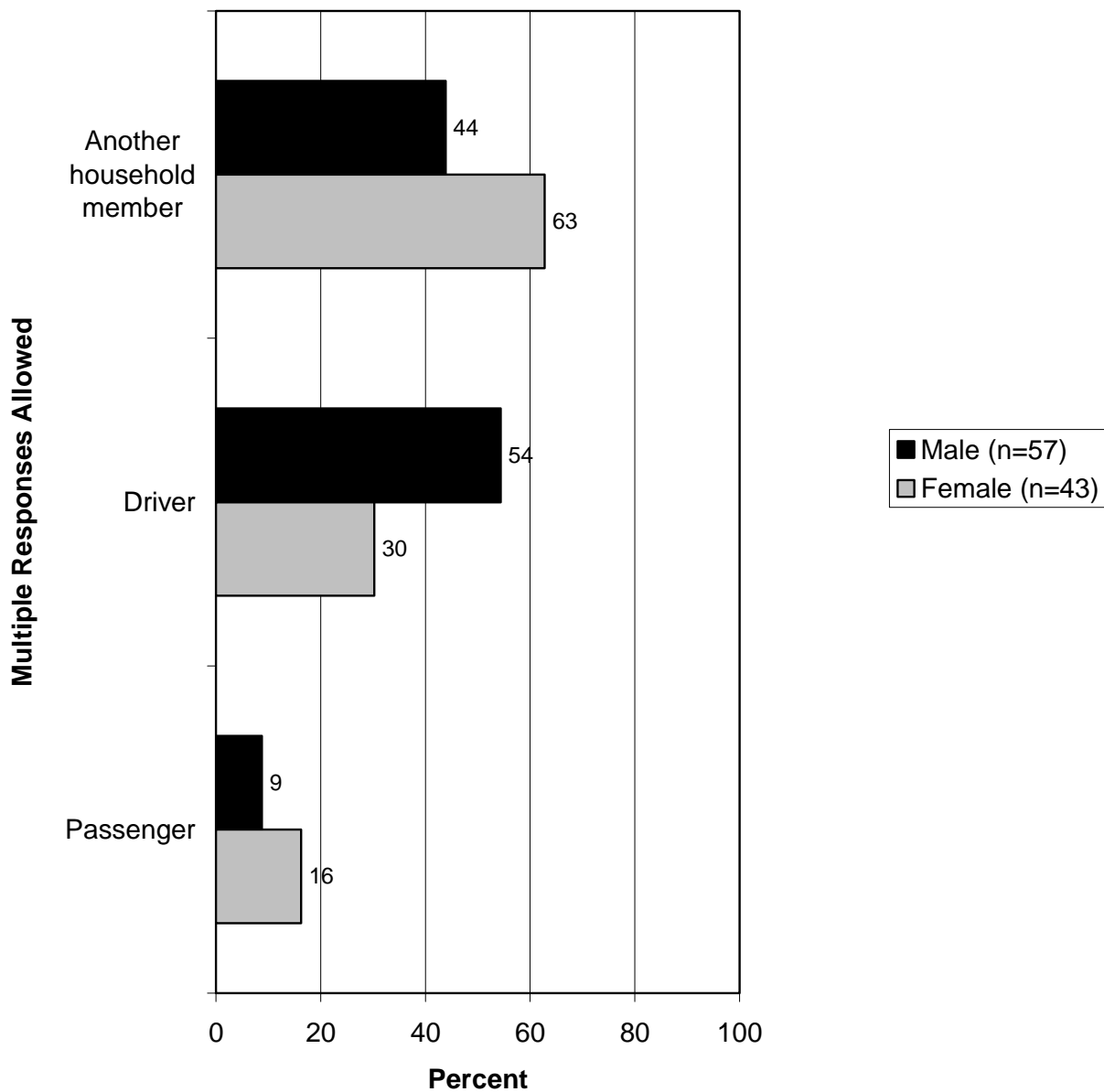
Q37. Were you the driver, a passenger, or was it another household member who was involved? (Asked of those who indicated that he/she or a member of the household was involved in a vehicle collision with a deer in the past 2 years.)



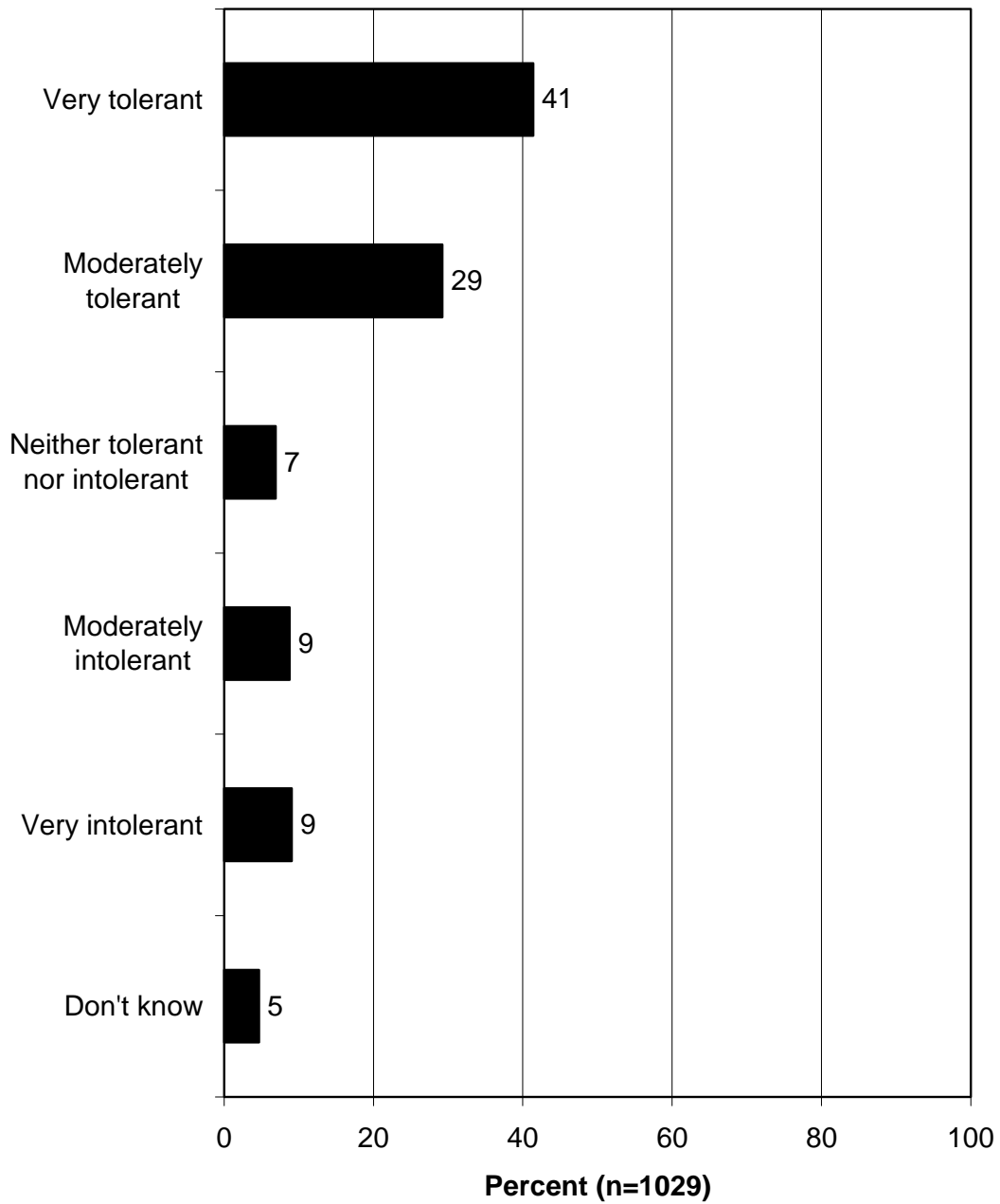
Q37. Were you the driver, a passenger, or was it another household member who was involved? (Asked of those who indicated that he/she or a member of the household was involved in a vehicle collision with a deer in the past 2 years.)



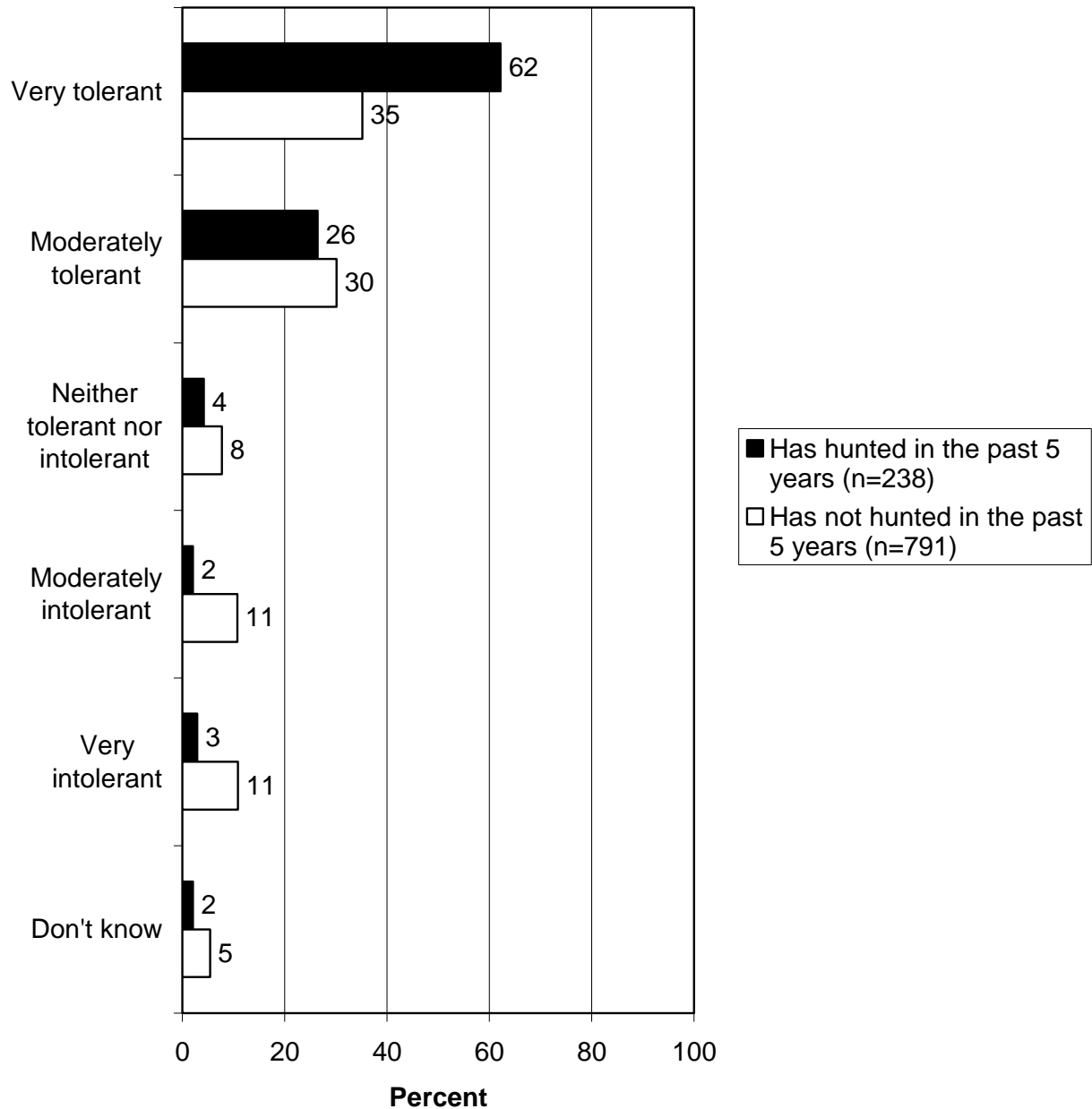
Q37. Were you the driver, a passenger, or was it another household member who was involved? (Asked of those who have had any member of the household involved in a vehicle collision with a deer in the past 2 years.)



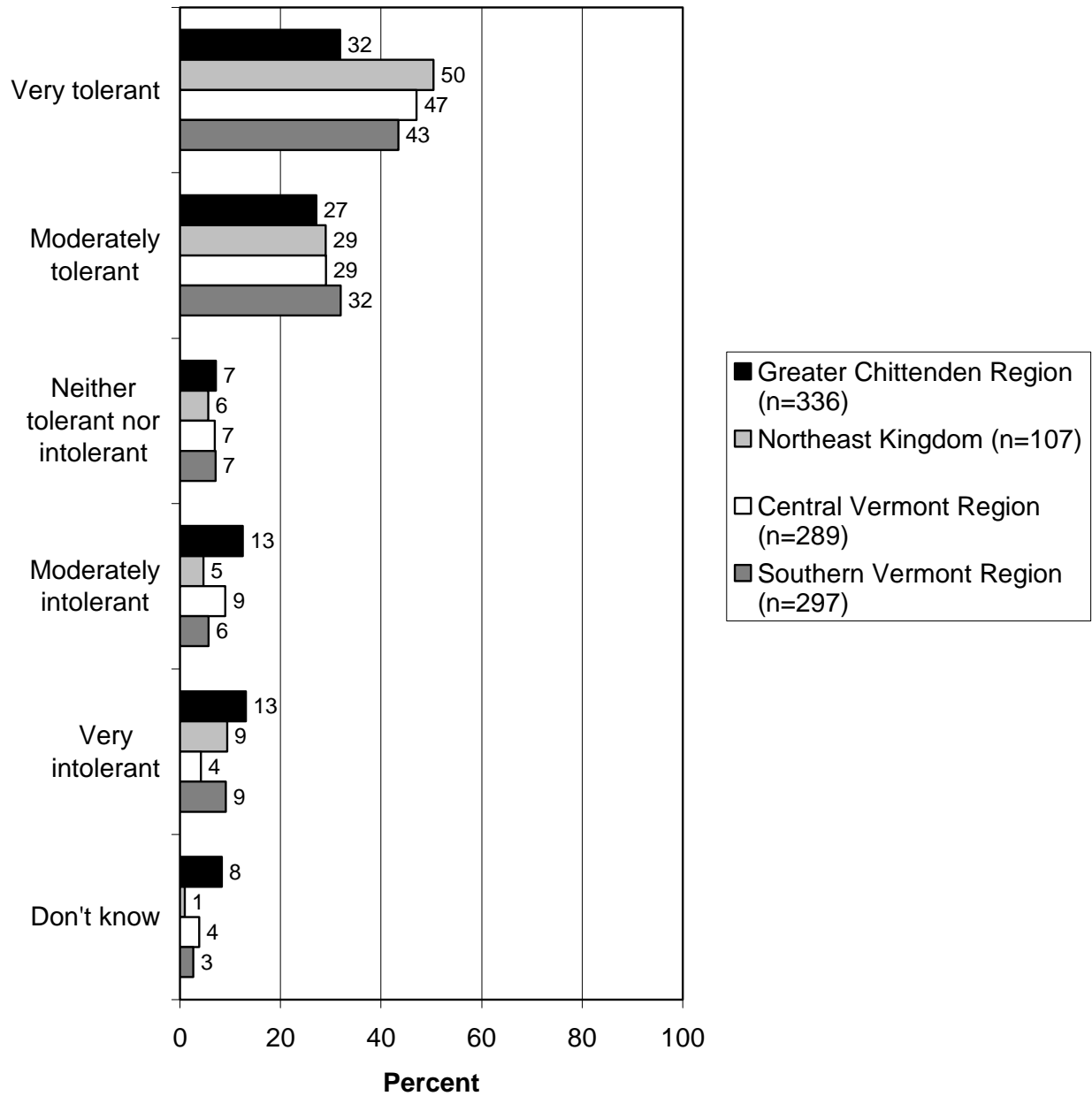
Q38. A healthy bear population may mean there could be black bears on or near your property. How tolerant are you of black bears on or near your property?



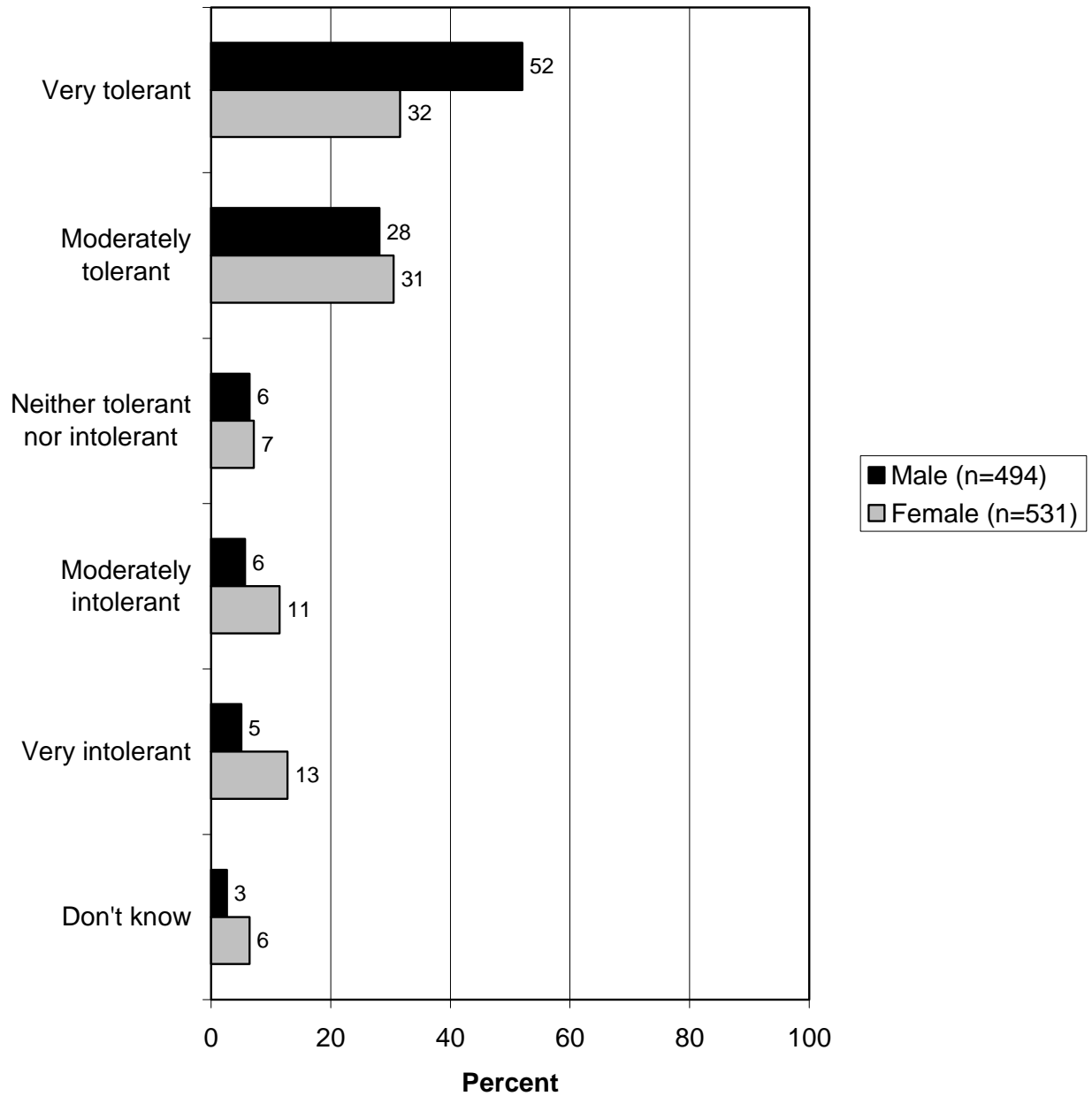
Q38. A healthy bear population may mean there could be black bears on or near your property. How tolerant are you of black bears on or near your property?



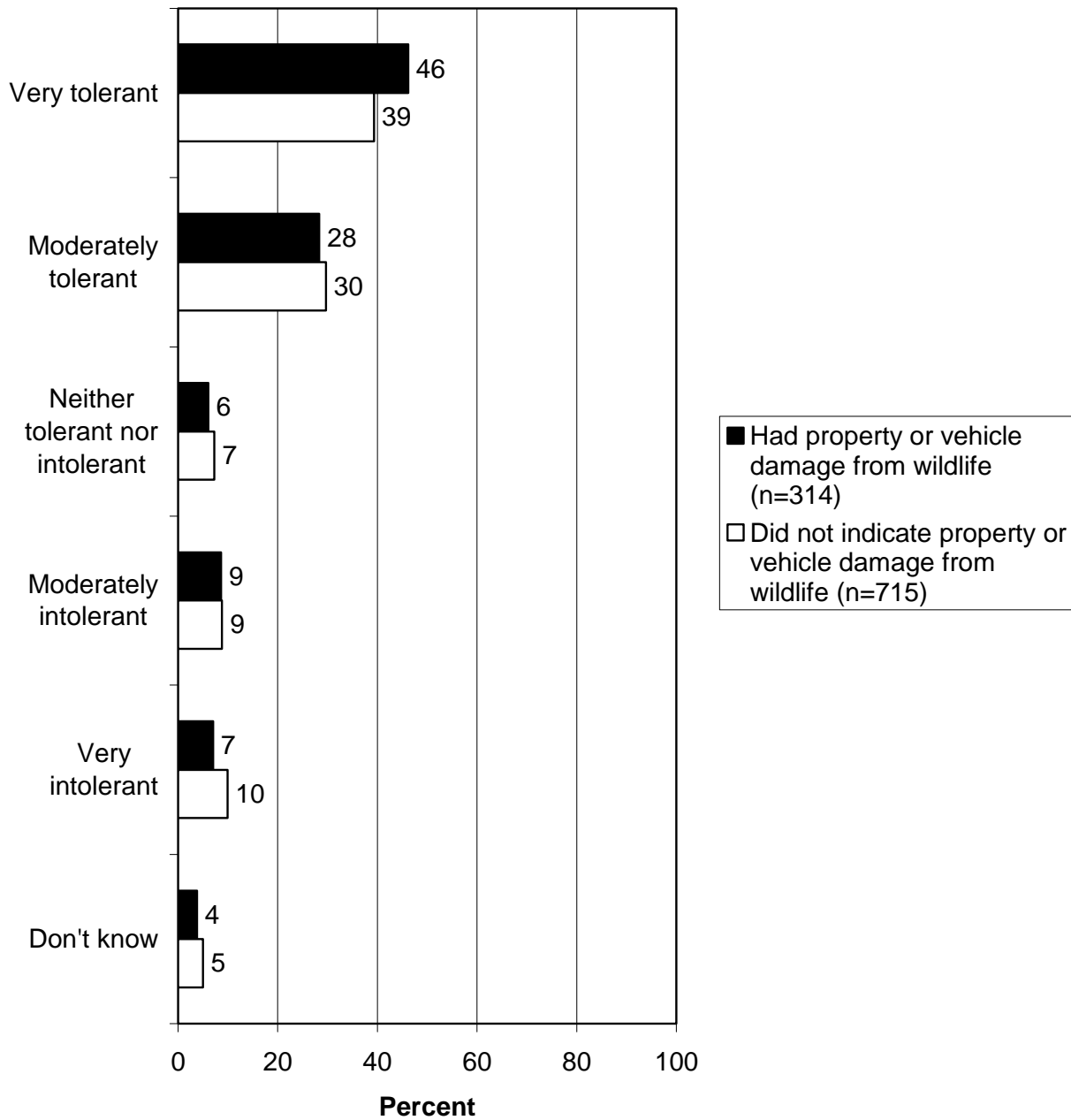
Q38. A healthy bear population may mean there could be black bears on or near your property. How tolerant are you of black bears on or near your property?



Q38. A healthy bear population may mean there could be black bears on or near your property. How tolerant are you of black bears on or near your property?



Q38. A healthy bear population may mean there could be black bears on or near your property. How tolerant are you of black bears on or near your property?

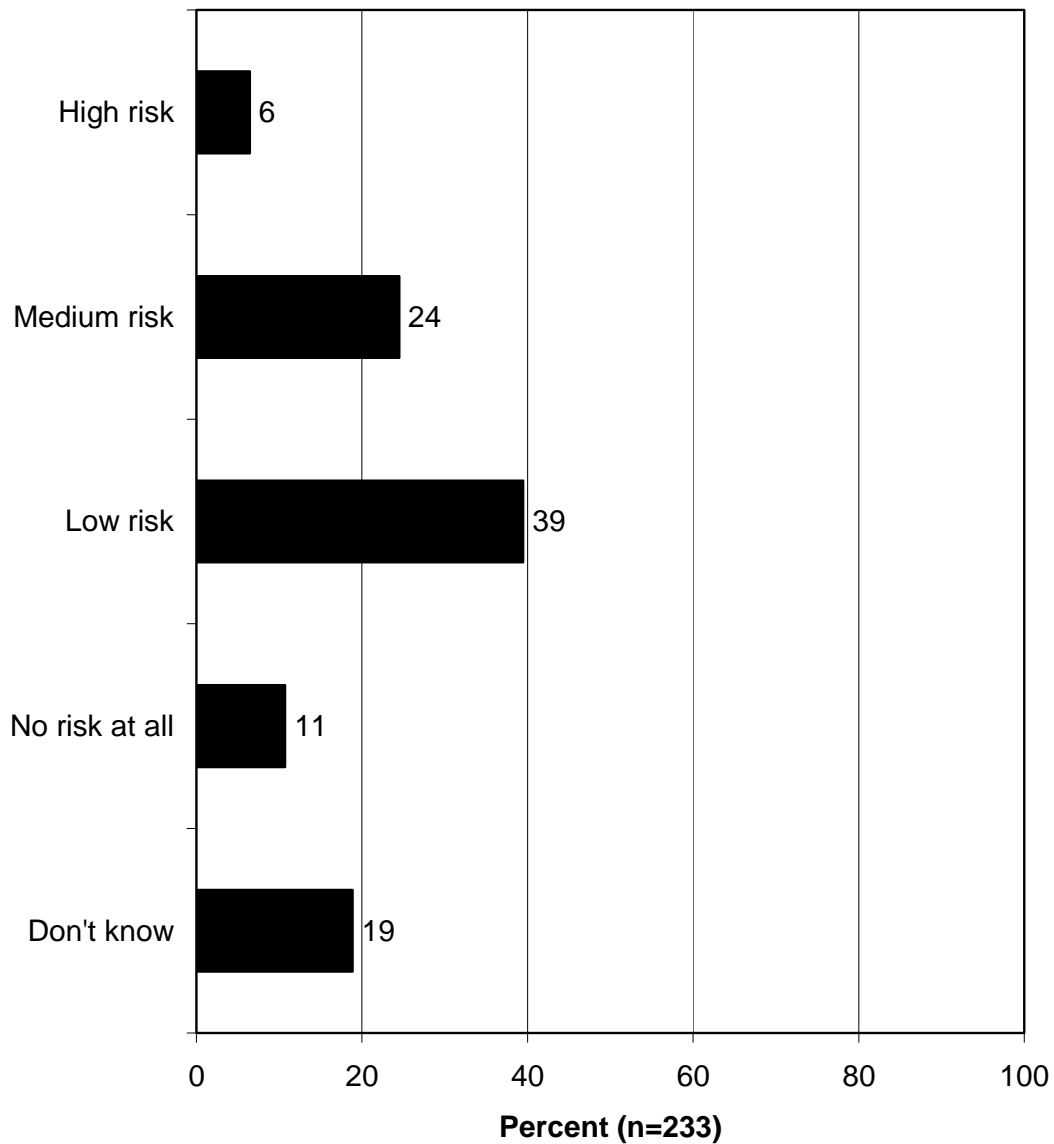


CHRONIC WASTING DISEASE

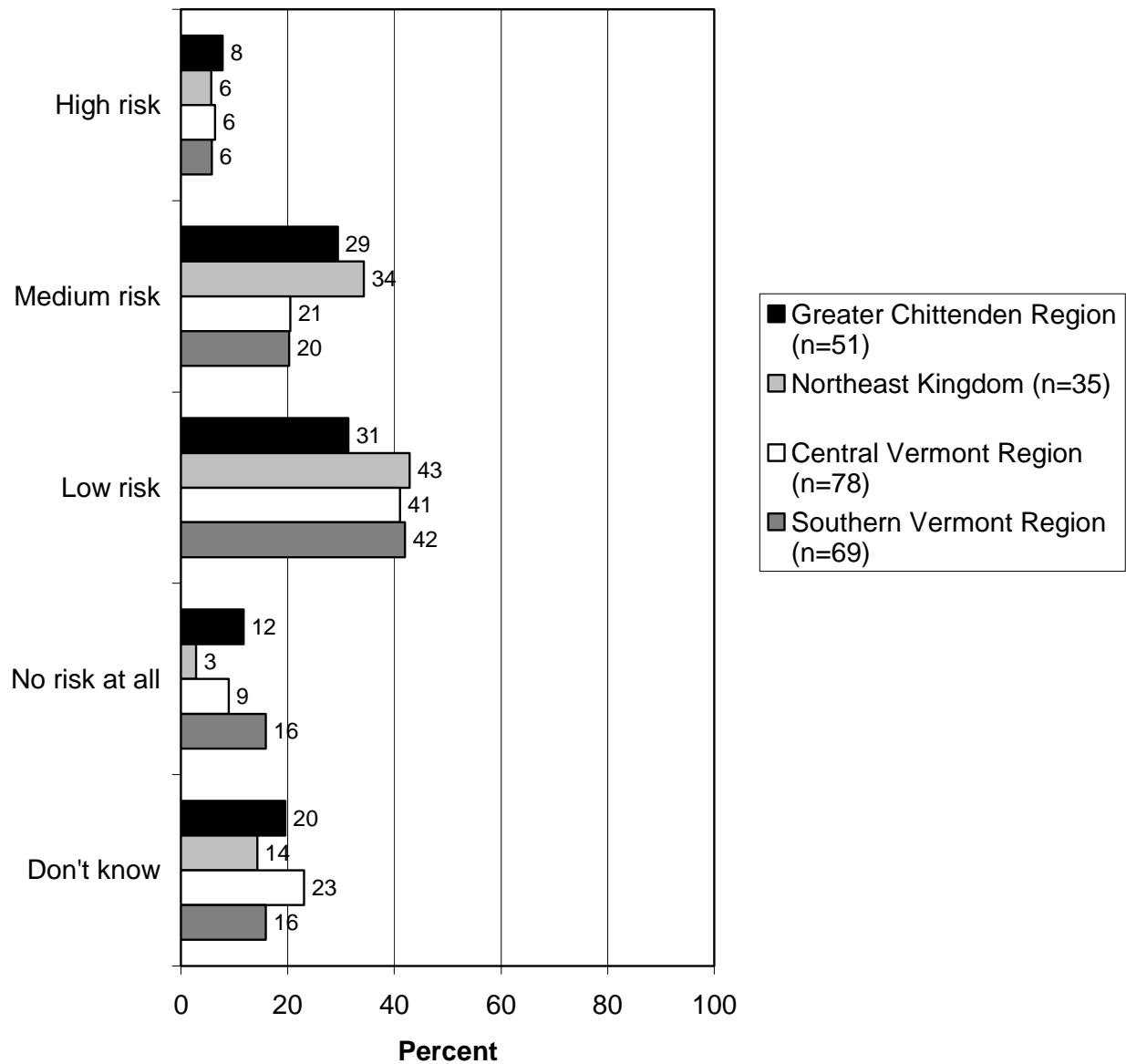
- Among deer hunters, Chronic Wasting Disease in Vermont's deer population is not seen as a great risk: 50% think the risk is low to none at all. However, a substantial percentage think the risk is high (6%) or medium (24%). The risk that Chronic Wasting Disease poses to Vermont's deer hunters is perceived as less than the risk it poses to deer: 66% rate the risk to hunters as low or none at all, while only 3% rate it high and 11% rate it medium.
 - Deer hunters from the Greater Chittenden Region and the Northeast Kingdom see Chronic Wasting Disease as a greater risk relative to deer hunters from the other two regions.

- A majority of Vermonters (66%) agree that the 2005 law making it illegal for the public to feed wild deer is important for helping to prevent the spread of deer diseases. (This graph is shown in the section of this report titled, "Opinions on Management of Various Wildlife Populations.")

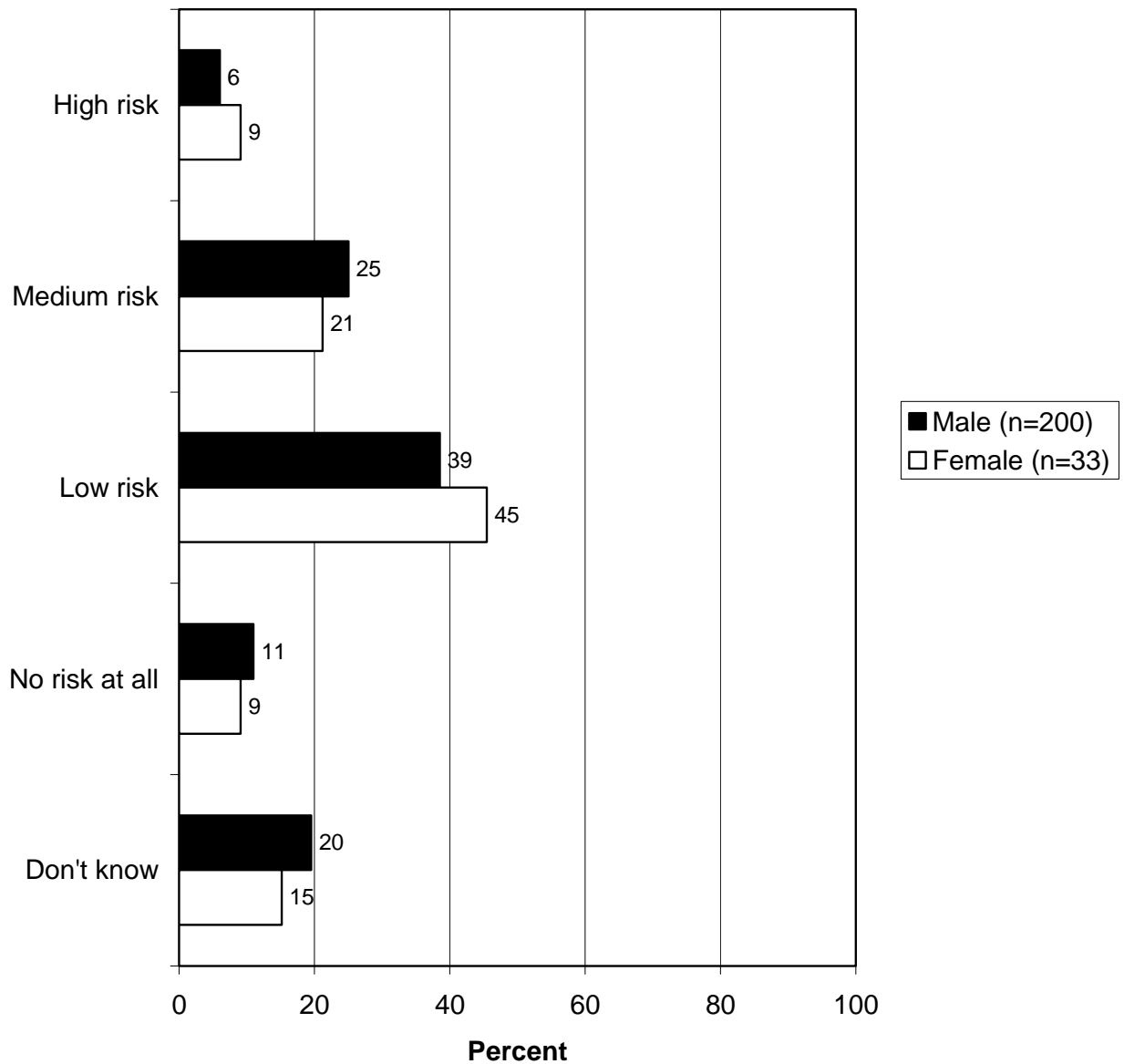
Q114. How would you rate the Vermont deer population's risk for Chronic Wasting Disease? Would you say the Vermont deer population is at a high risk, a medium risk, a low risk, or no risk at all for Chronic Wasting Disease? (Asked of those who have hunted white-tailed deer in Vermont.)



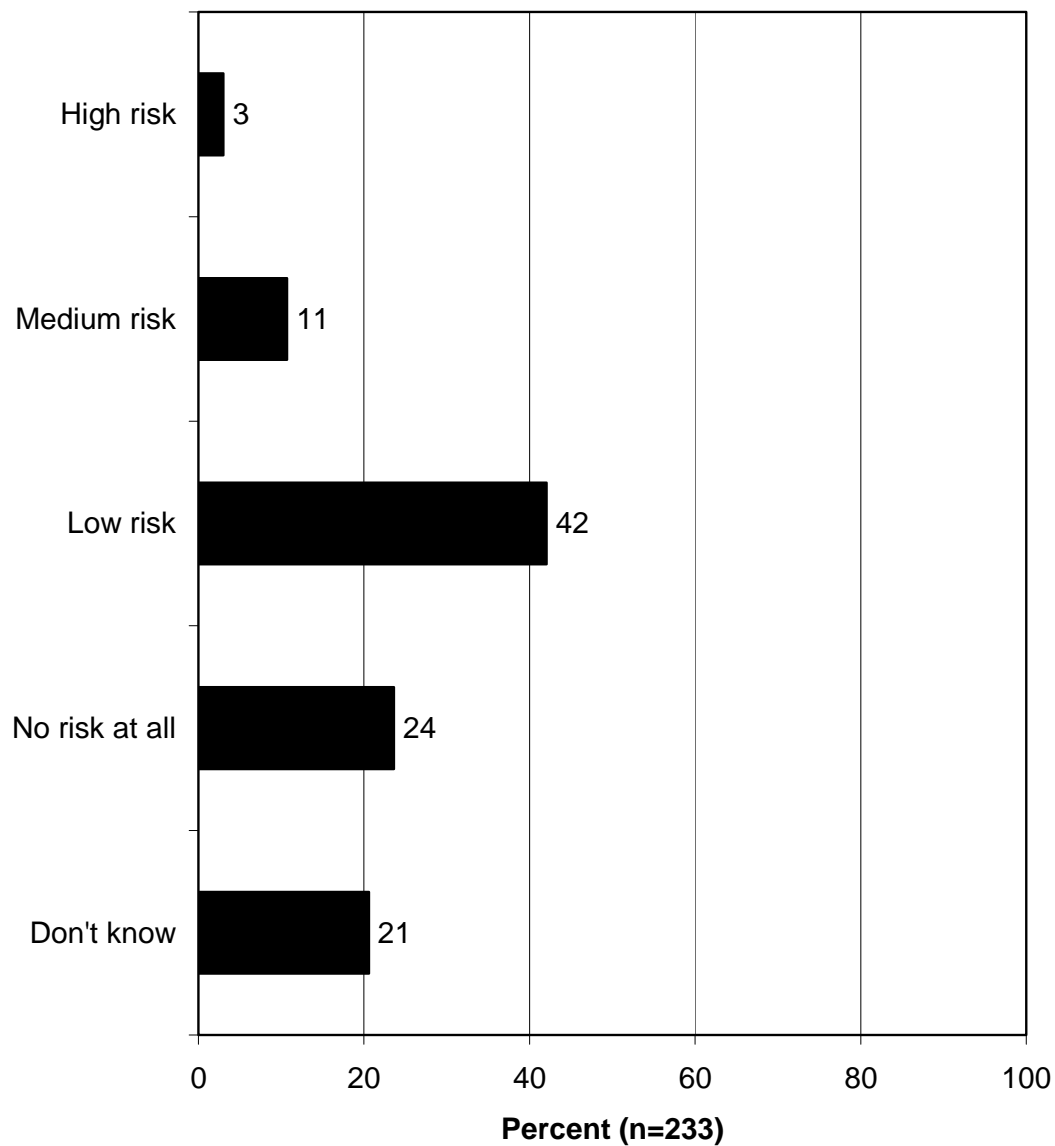
Q114. How would you rate the Vermont deer population's risk for Chronic Wasting Disease? Would you say the Vermont deer population is at a high risk, a medium risk, a low risk, or no risk at all for Chronic Wasting Disease? (Asked of those who have hunted white-tailed deer in Vermont.)



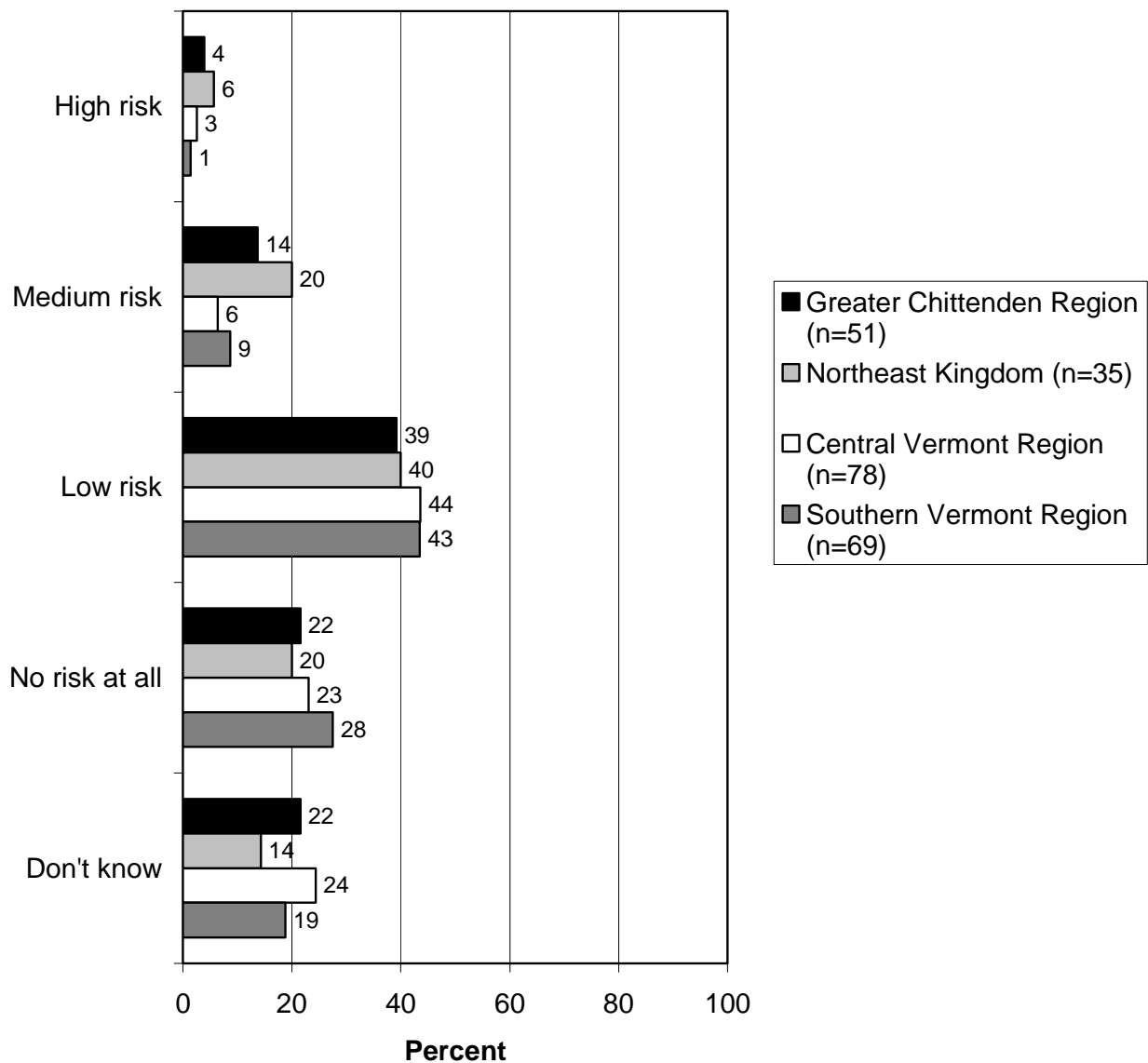
Q114. How would you rate the Vermont deer population's risk for Chronic Wasting Disease? Would you say the Vermont deer population is at a high risk, a medium risk, a low risk, or no risk at all for Chronic Wasting Disease? (Asked of those who have hunted white-tailed deer in Vermont.)



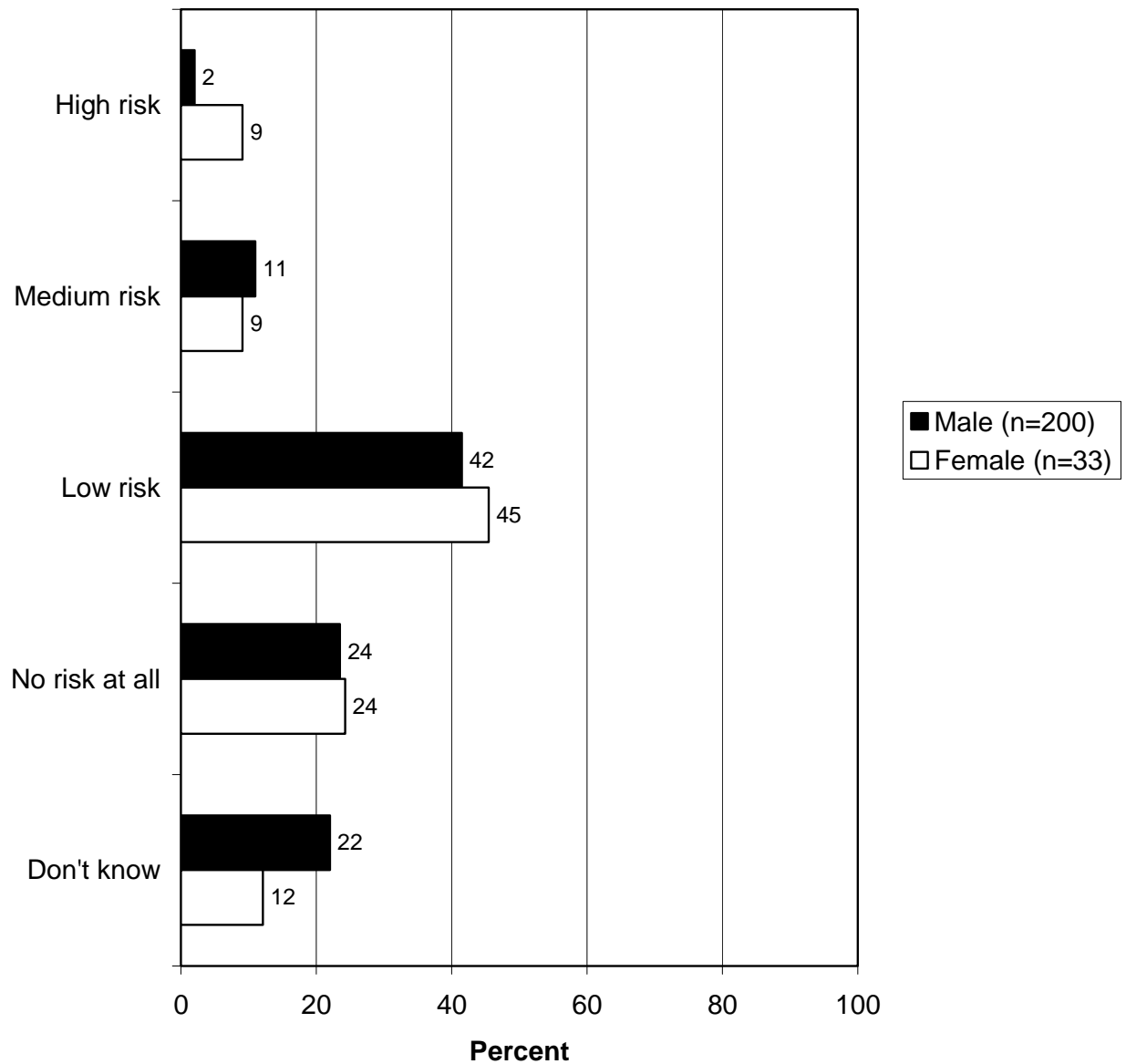
Q115. How would you rate the Vermont deer hunters' risk for Chronic Wasting Disease? Would you say Vermont deer hunters are at a high risk, a medium risk, a low risk, or no risk at all for Chronic Wasting Disease? (Asked of those who have hunted white-tailed deer in Vermont.)



Q115. How would you rate the Vermont deer hunters' risk for Chronic Wasting Disease? Would you say Vermont deer hunters are at a high risk, a medium risk, a low risk, or no risk at all for Chronic Wasting Disease? (Asked of those who have hunted white-tailed deer in Vermont.)



Q115. How would you rate the Vermont deer hunters' risk for Chronic Wasting Disease? Would you say Vermont deer hunters are at a high risk, a medium risk, a low risk, or no risk at all for Chronic Wasting Disease? (Asked of those who have hunted white-tailed deer in Vermont.)



PARTICIPATION IN HUNTING, INCLUDING SPECIES HUNTED AND LOCATION

- About 2 in 5 Vermonters (41%) have hunted at some time, 23% have hunted within the past 5 years, and 18% have hunted in the past 12 months. Rifles and shotguns were the most common types of sporting equipment used (97% used one or both of these in their hunting), but muzzleloaders (54%) and archery equipment (42%) were also often used. White-tailed deer was the most hunted species (55% hunted deer), followed by wild turkey (23%), black bear (17%), and ruffed grouse (16%).
 - Nearly a quarter (23%) of those who have not hunted in the past 5 years have, nonetheless, hunted at some time previous to that.
 - Northeast Kingdom residents are much more likely to have hunted than are residents of the other regions; Greater Chittenden Region residents are much less likely, relative to the other regions.
 - Men are much more likely than are women to have hunted: 66% of men and only 18% of women have hunted.
 - Among hunters, men were more likely than were women hunters to have used a muzzleloader or to have used archery equipment.
 - Crosstabulations regarding the species hunted are shown by those who hunted with muzzleloaders and those who hunted with archery equipment. (These graphs are not directly comparable to the results among hunters as a whole because the question regarding the types of equipment was asked only of those who had hunted in the previous 5 years, and the results among all hunters regarding the type of species hunted includes those who did not hunt in the previous 5 years.)

- The nonparametric analysis found the following correlations with having hunted:
 - Is male
 - Highest educational level is no more than high school, with or without a diploma or equivalency
 - Did not indicate support for three of the five habitat protection/conservation efforts
 - Says various species' populations should be either increased or decreased—in other words, answers other than “remain the same”
 - Has had damage to vehicles and/or personal property and has spent money to prevent wildlife damage

- Approximately 2 in 5 hunters (42%) have applied for a Vermont moose hunting permit within the past 5 years.
 - The Greater Chittenden Region has the lowest percentage of hunters who have applied for a moose permit, and the Northeast Kingdom has the highest.

- Among deer hunters, the rifle season is the most popular (88% hunted deer during the rifle season), distantly followed by the muzzleloader season (43%) and archery season (33%).


- The majority of deer hunters (54%) travel less than 15 miles to hunt (one-way, by vehicle, not counting the distance the hunter may walk into the forest or field once his/her vehicle is parked). The mean distance is 21.3 miles; the median distance is 10 miles.
 - The Wildlife Management Units in which hunters most often hunt deer are tabulated; note that some hunters did not know the Wildlife Management Unit but identified the hunting area by place name.
 - Deer hunters from the Greater Chittenden Region are more likely to travel 40 or more miles to deer hunt than are hunters from the other regions.
 - Crosstabulations of distance typically traveled by those who used muzzleloaders and those who used archery equipment are shown; the results are not markedly different than among hunters as a whole.

- Among wild turkey hunters, spring is the most preferred season: 57% hunt wild turkey mostly in the spring, another 24% hunt spring and fall equally, and only 16% hunt wild turkey in the fall mostly.

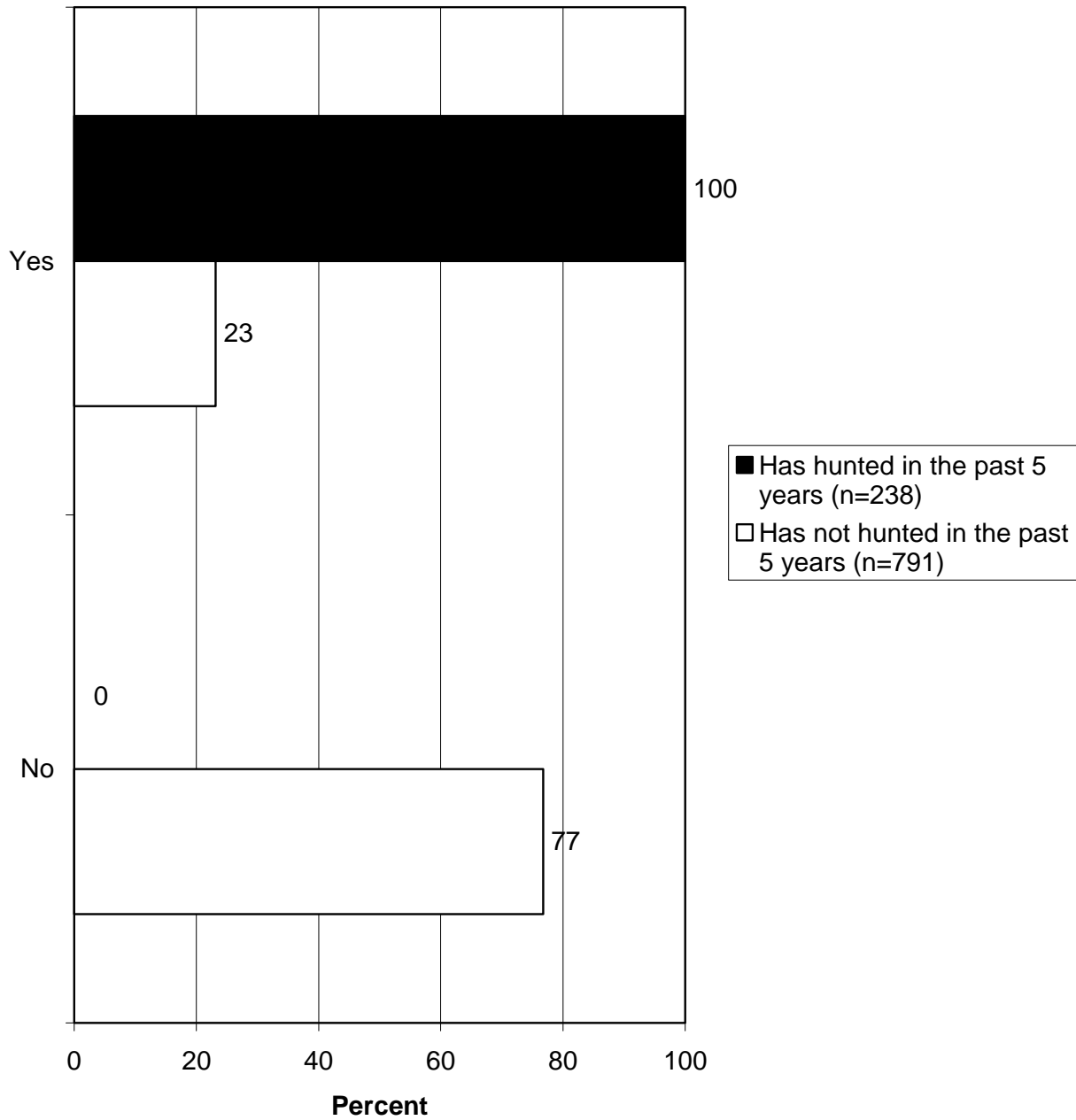
- Most typically, ruffed grouse hunters hunted grouse for 5 to 9 days in 2006 (38% gave an answer within this range), and a majority (56%) hunted grouse for less than 10 days. Nonetheless, nearly 1 in 5 (19%) hunted for 15 days or more. The median was 6 days. The most common month for hunting ruffed grouse was October.
 - Too few women hunted grouse for these questions to have meaningful results by gender.
 - The trends graph shows that hunting for ruffed grouse in December has declined since 1996 in favor of the earlier months.

- Those who have ever hunted were asked about the importance of public lands to their hunting experiences: the majority (56%) rate public lands as *very* important, and 73% rate public lands as very or somewhat important.
 - A crosstabulation was run of how those who hunted with muzzleloaders answered this question: public lands are even more important to them relative to hunters as a whole.
 - Additionally, a crosstabulation was run of how those who hunted with archery equipment answered this question: public lands are even more important to them relative to hunters as a whole.

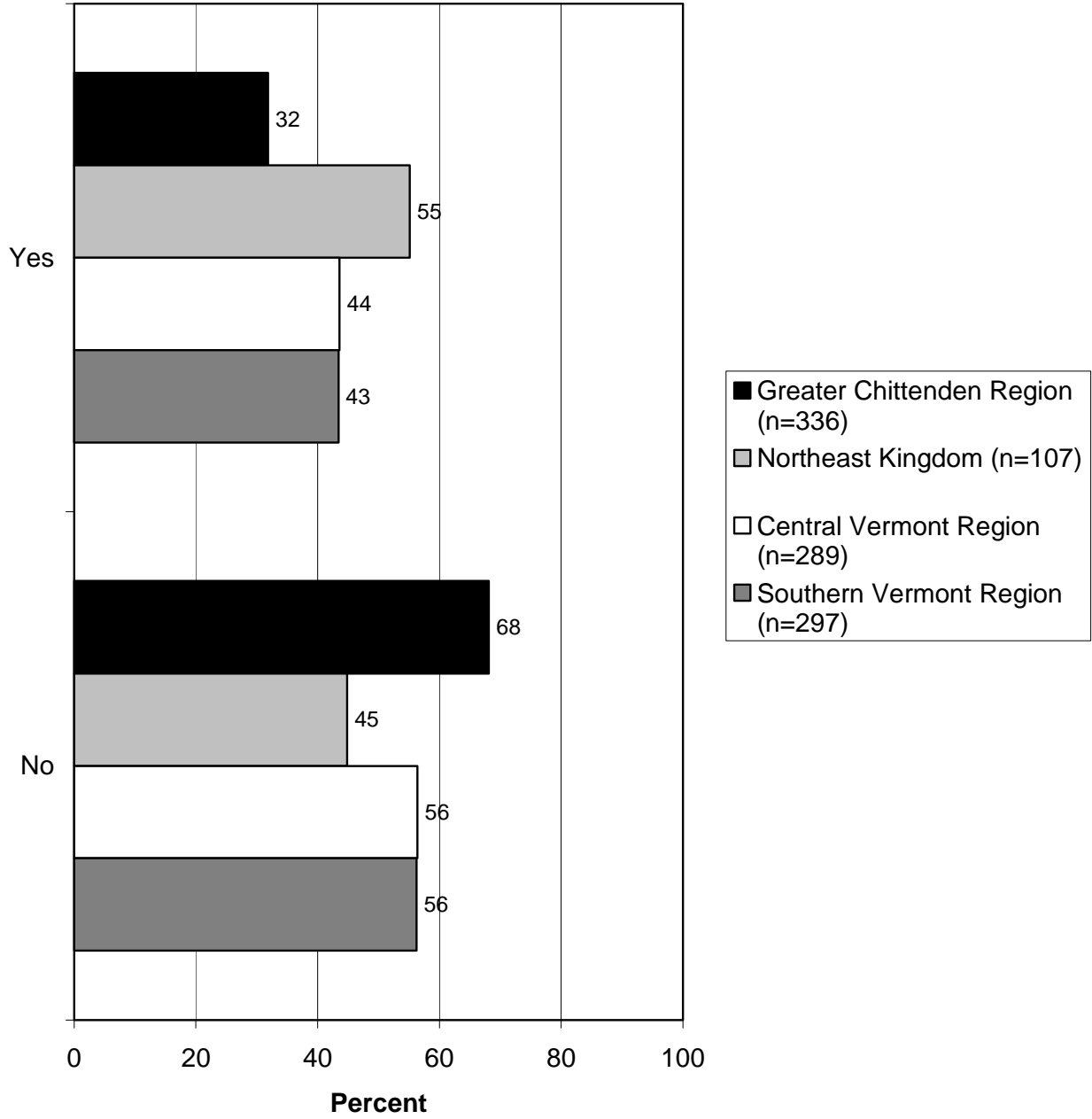
Q77. Have you ever hunted?



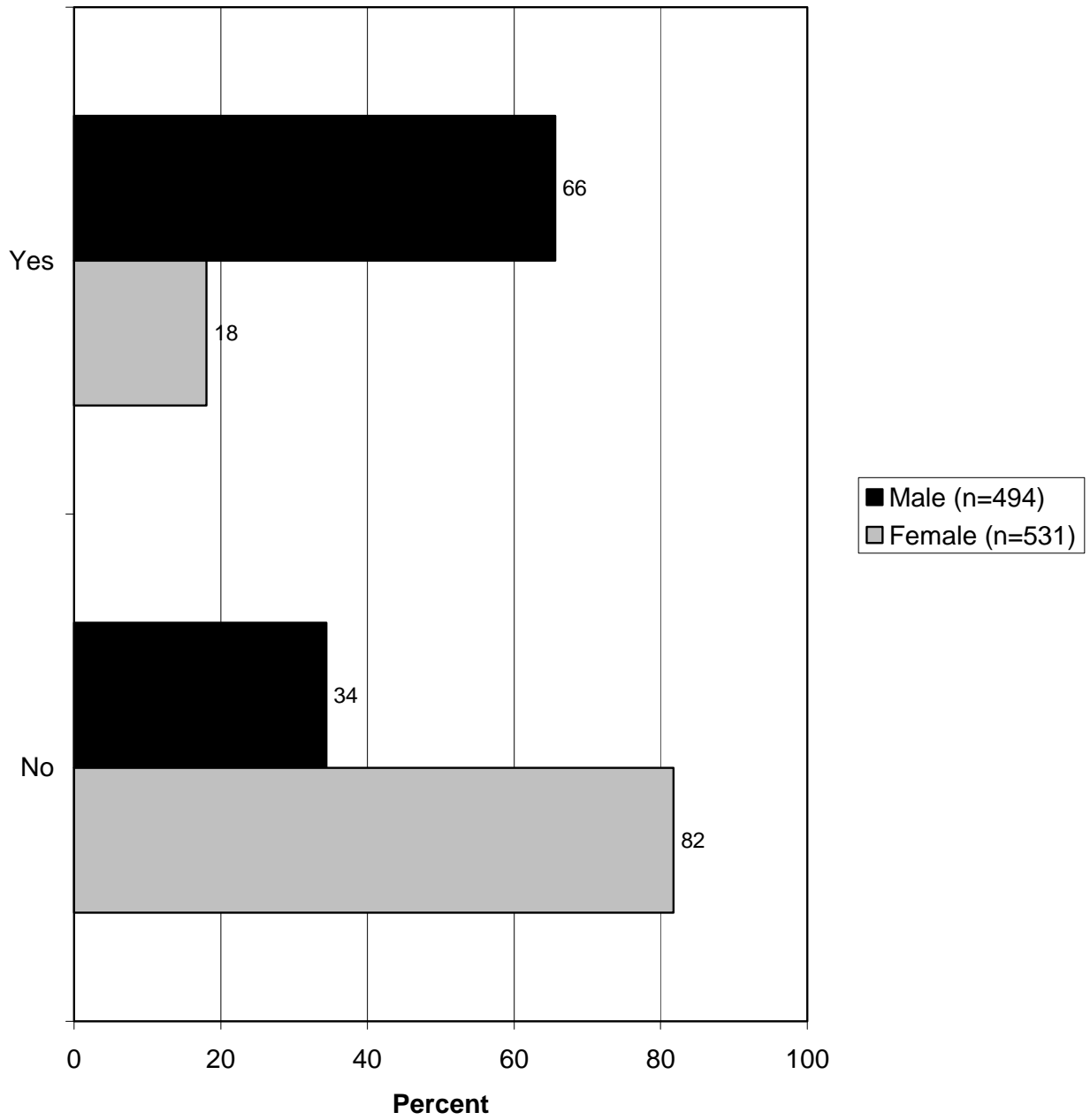
Q77. Have you ever hunted?



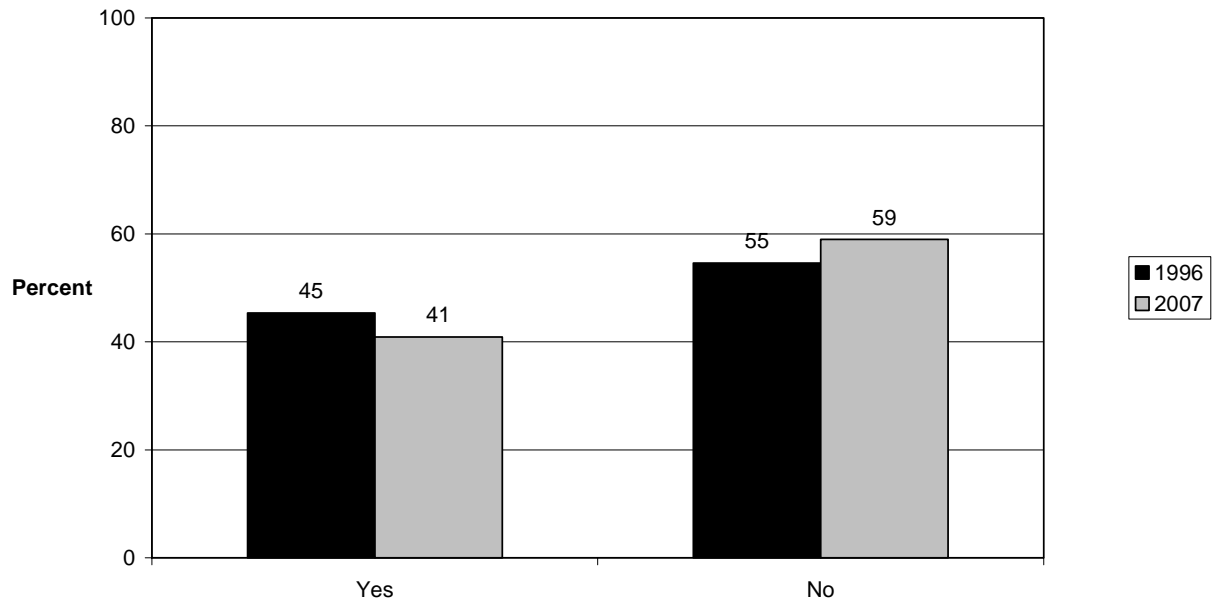
Q77. Have you ever hunted?



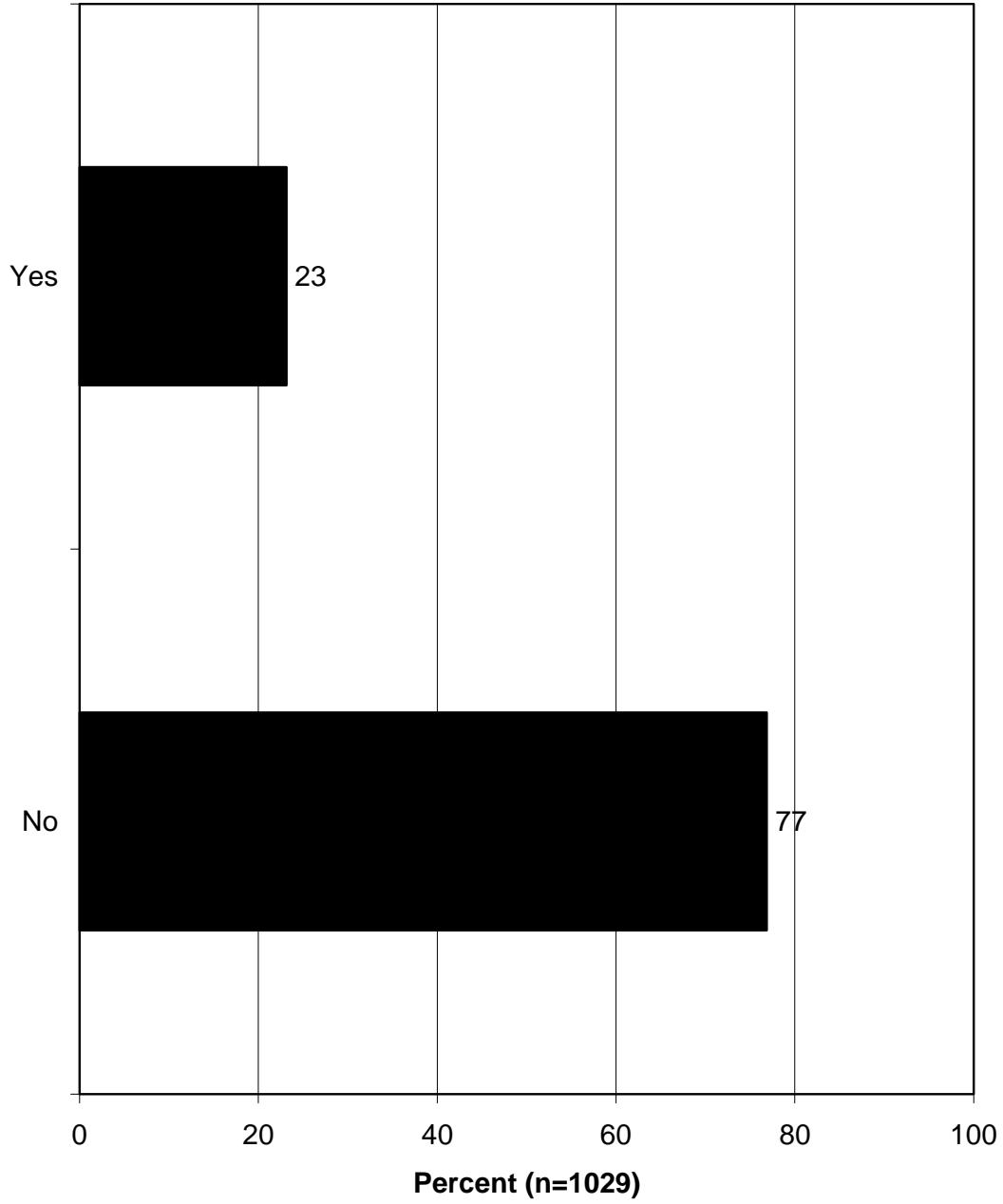
Q77. Have you ever hunted?



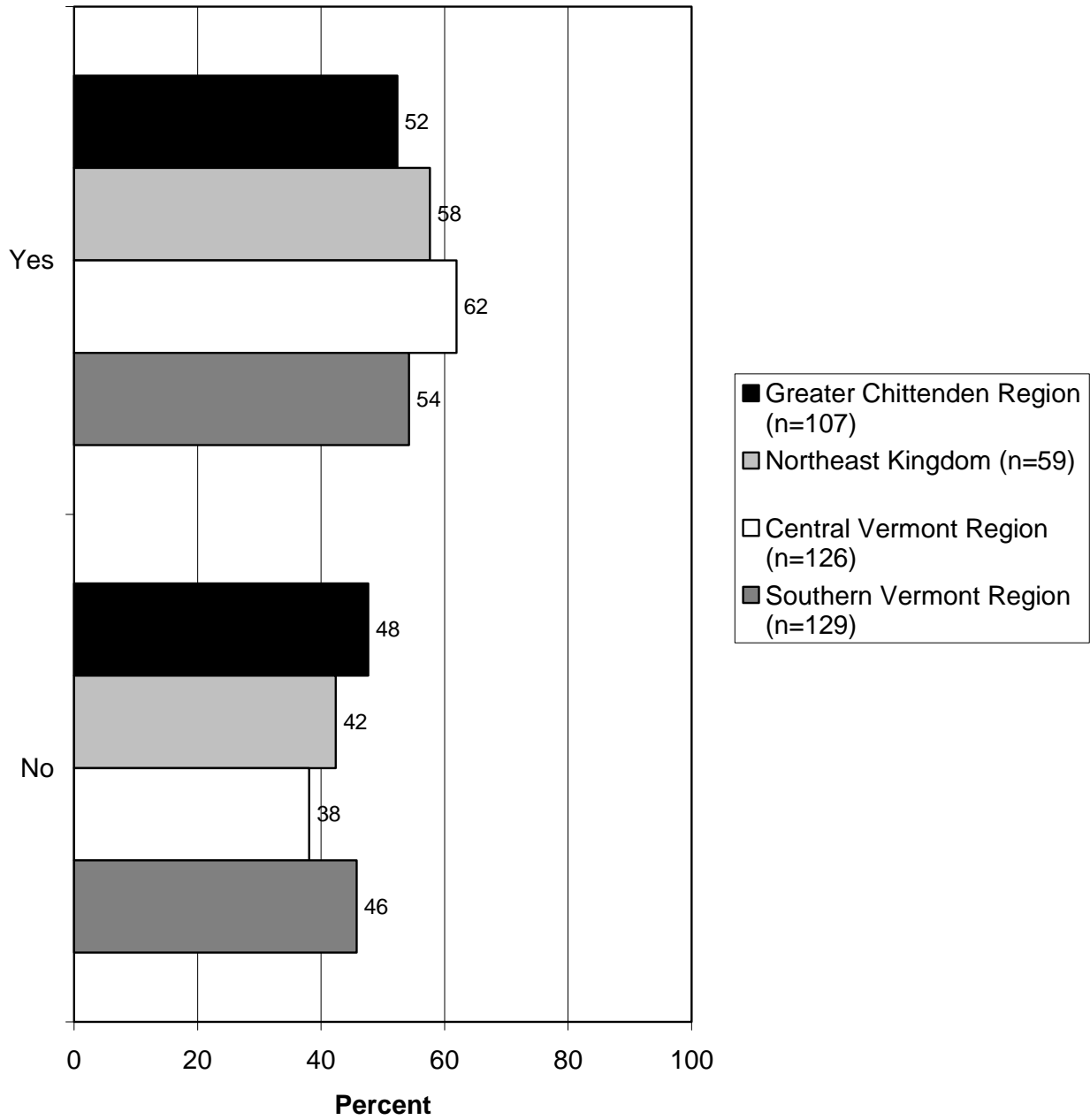
Have you ever hunted?



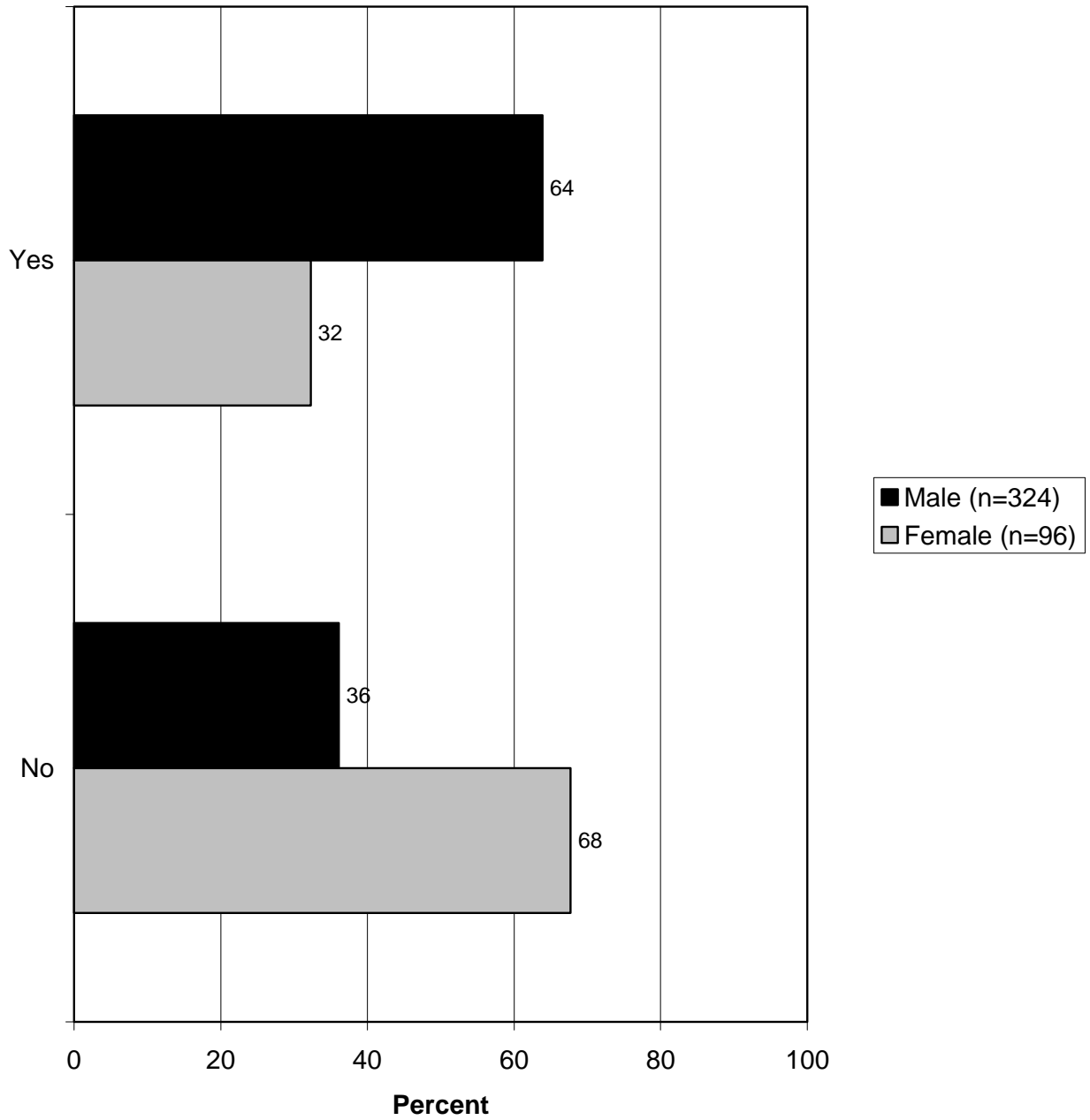
Q78. Have you hunted in the past 5 years?

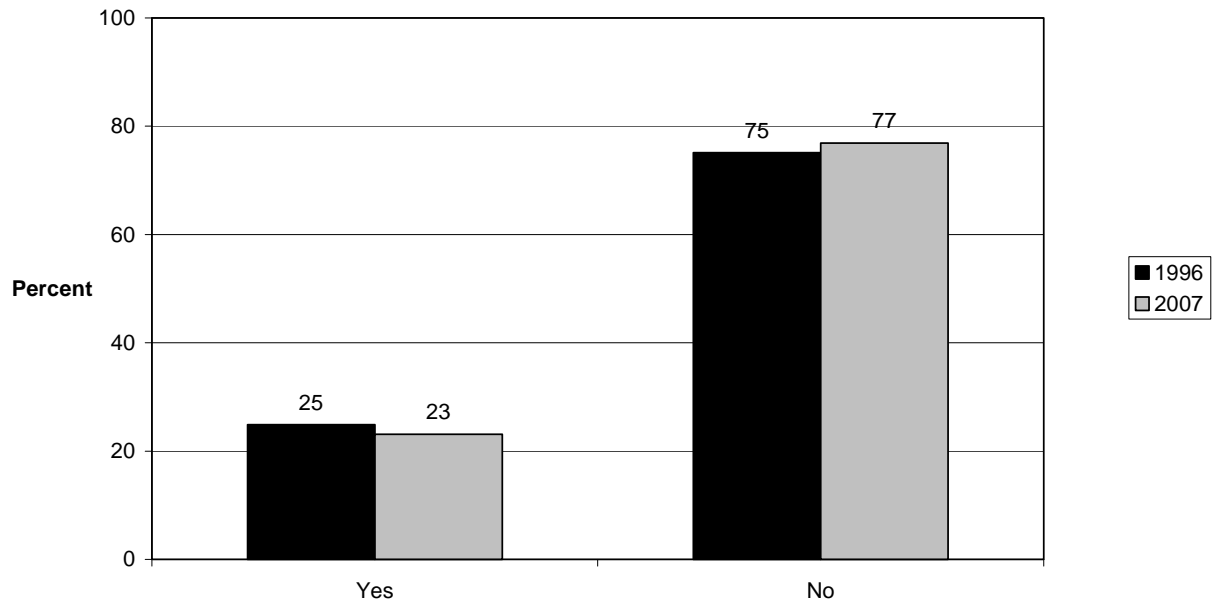


Q78. Have you hunted in the past 5 years? (Asked of those who have hunted.)

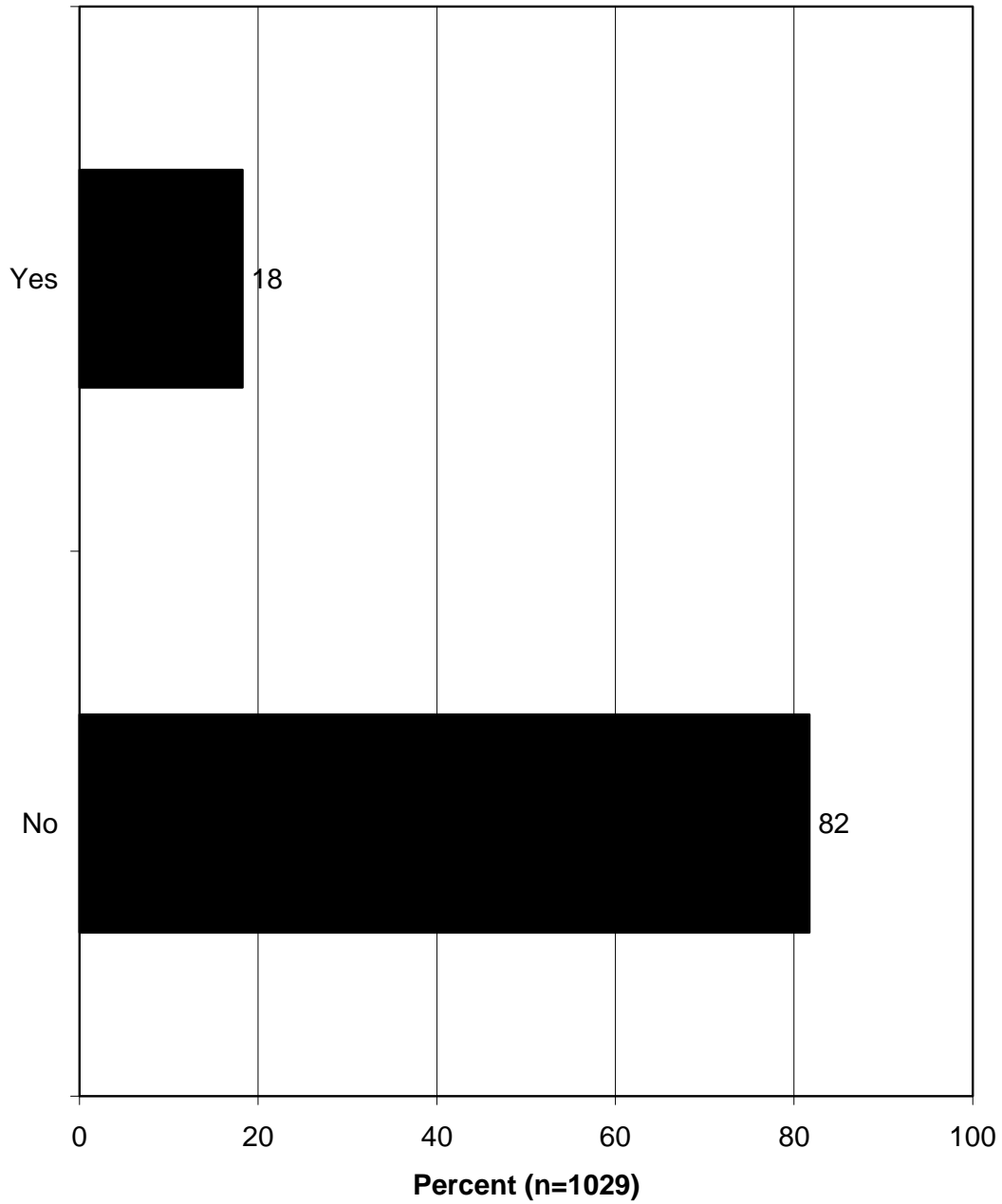


Q78. Have you hunted in the past 5 years? (Asked of those who have hunted.)

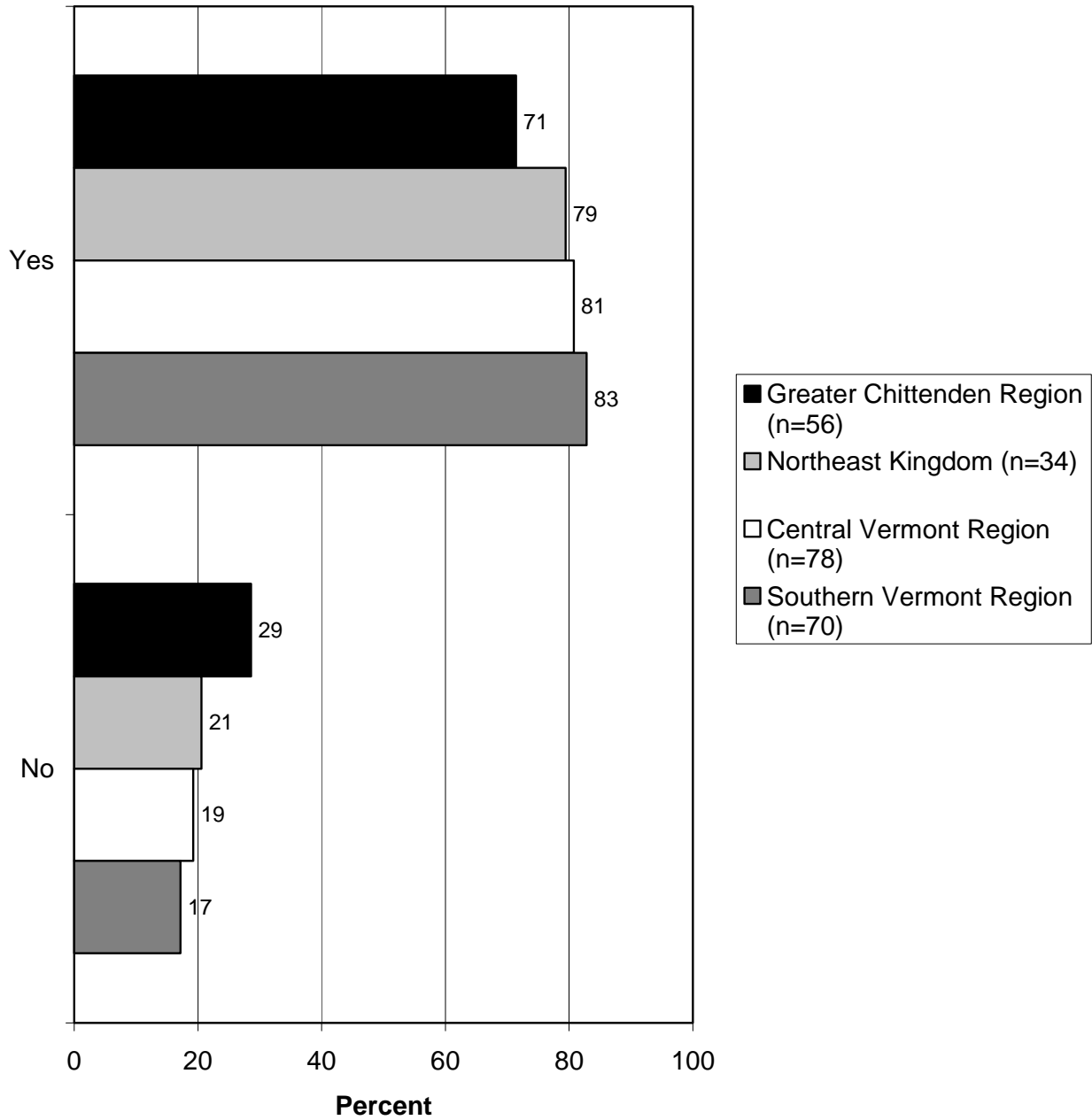


Have you hunted in the past 5 years?

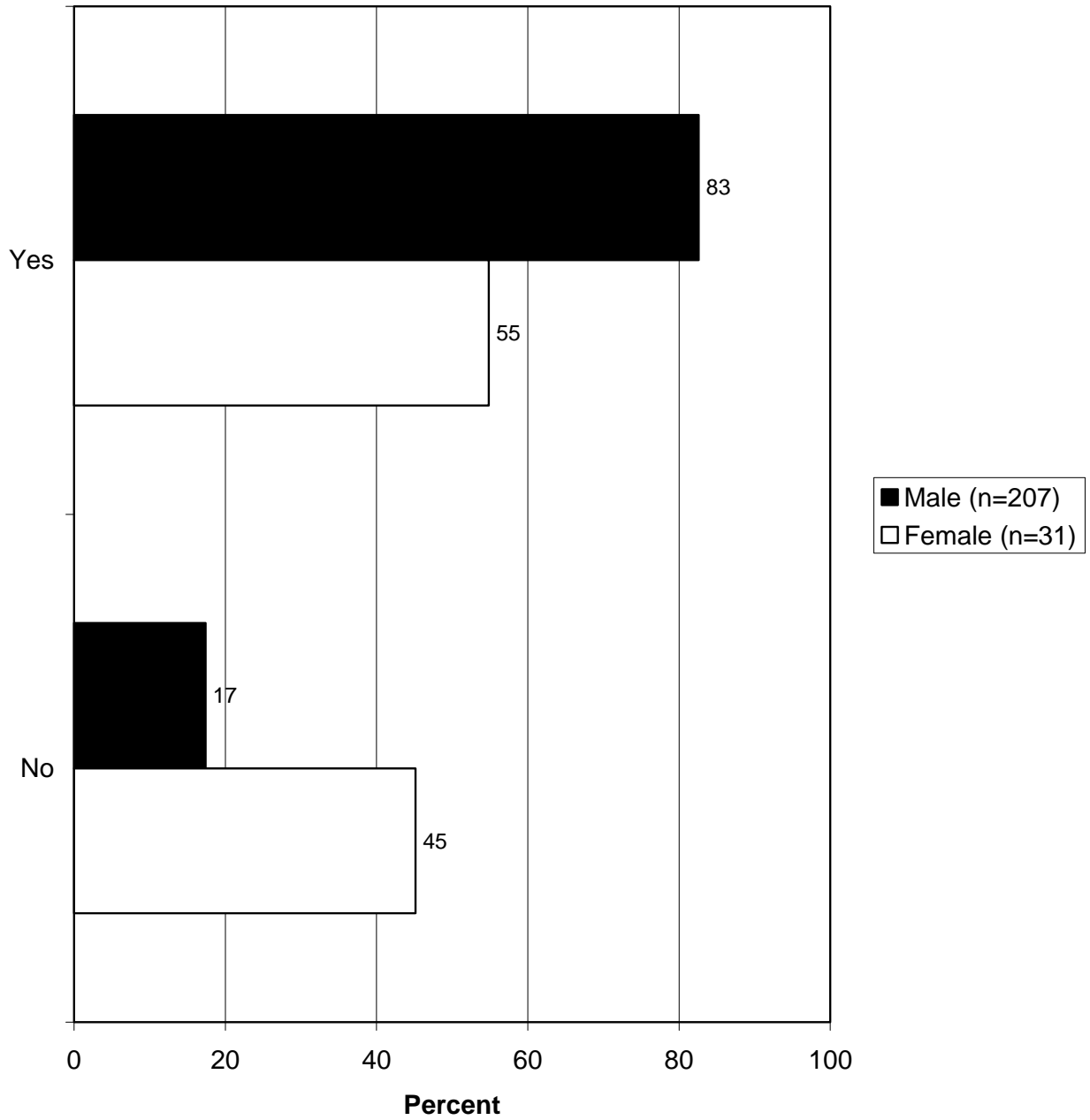
Q82. Have you hunted in the past 12 months?



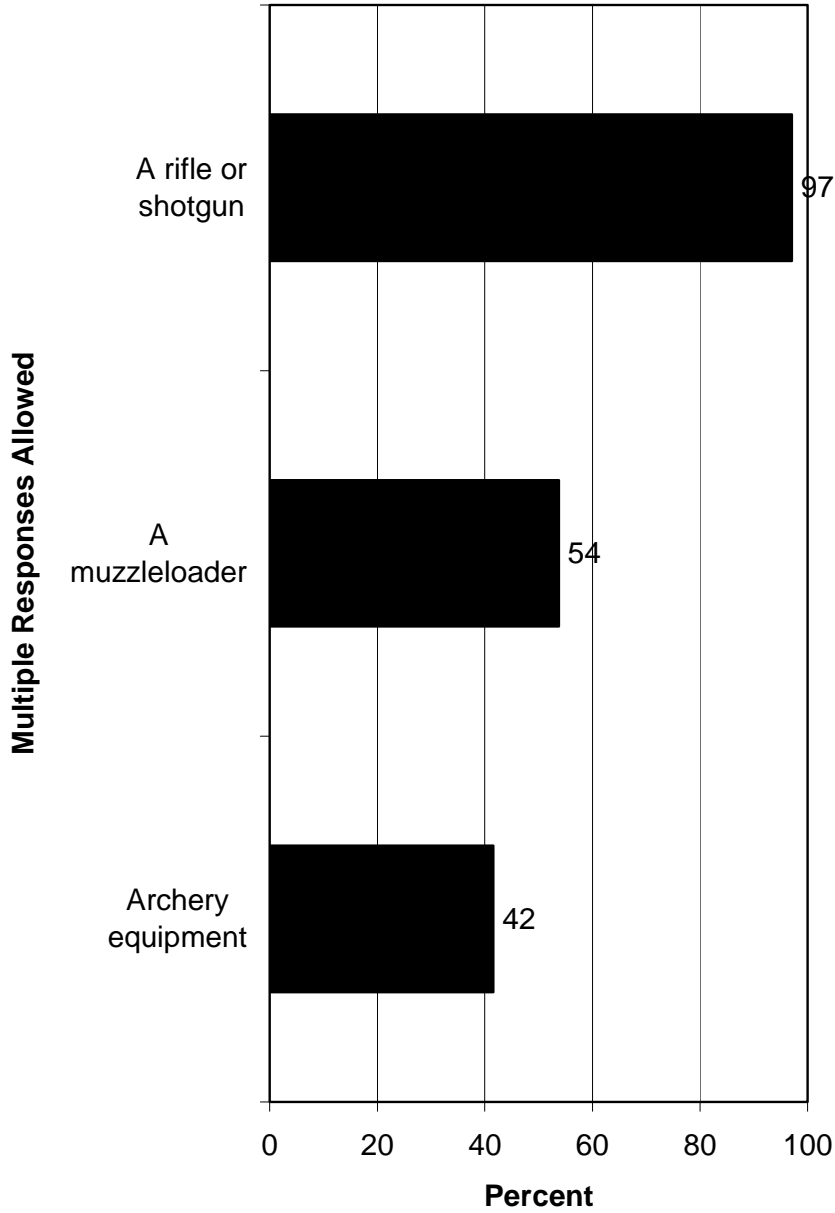
**Q82. Have you hunted in the past 12 months?
(Asked of those who have hunted in the past 5 years.)**



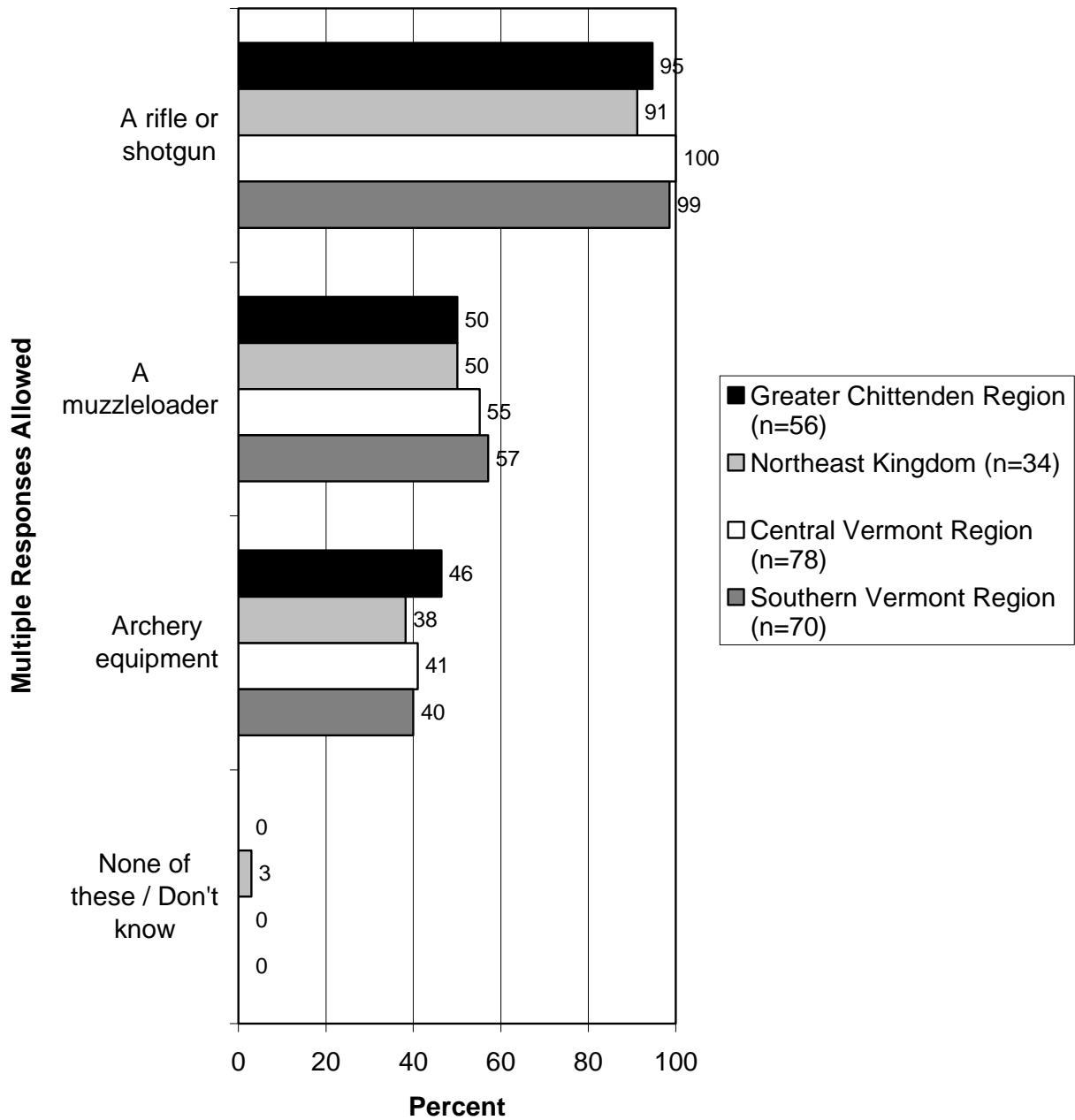
**Q82. Have you hunted in the past 12 months?
(Asked of those who have hunted in the past 5
years.)**



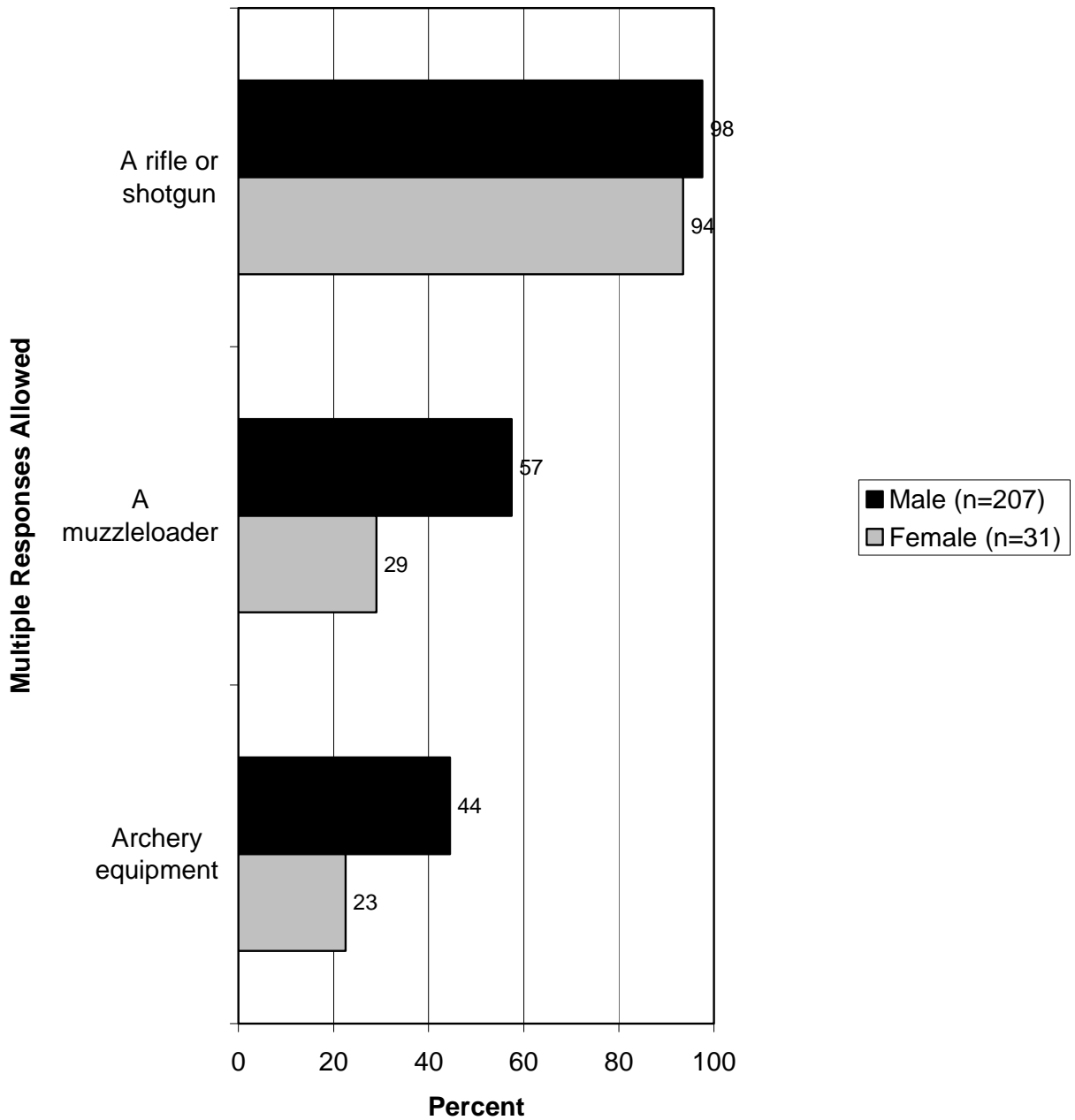
Q81. In the past 5 years, have you hunted with...? (Asked of those who hunted in the past 5 years.)




Q81. In the past 5 years, have you hunted with...? (Asked of those who hunted in the past 5 years.)



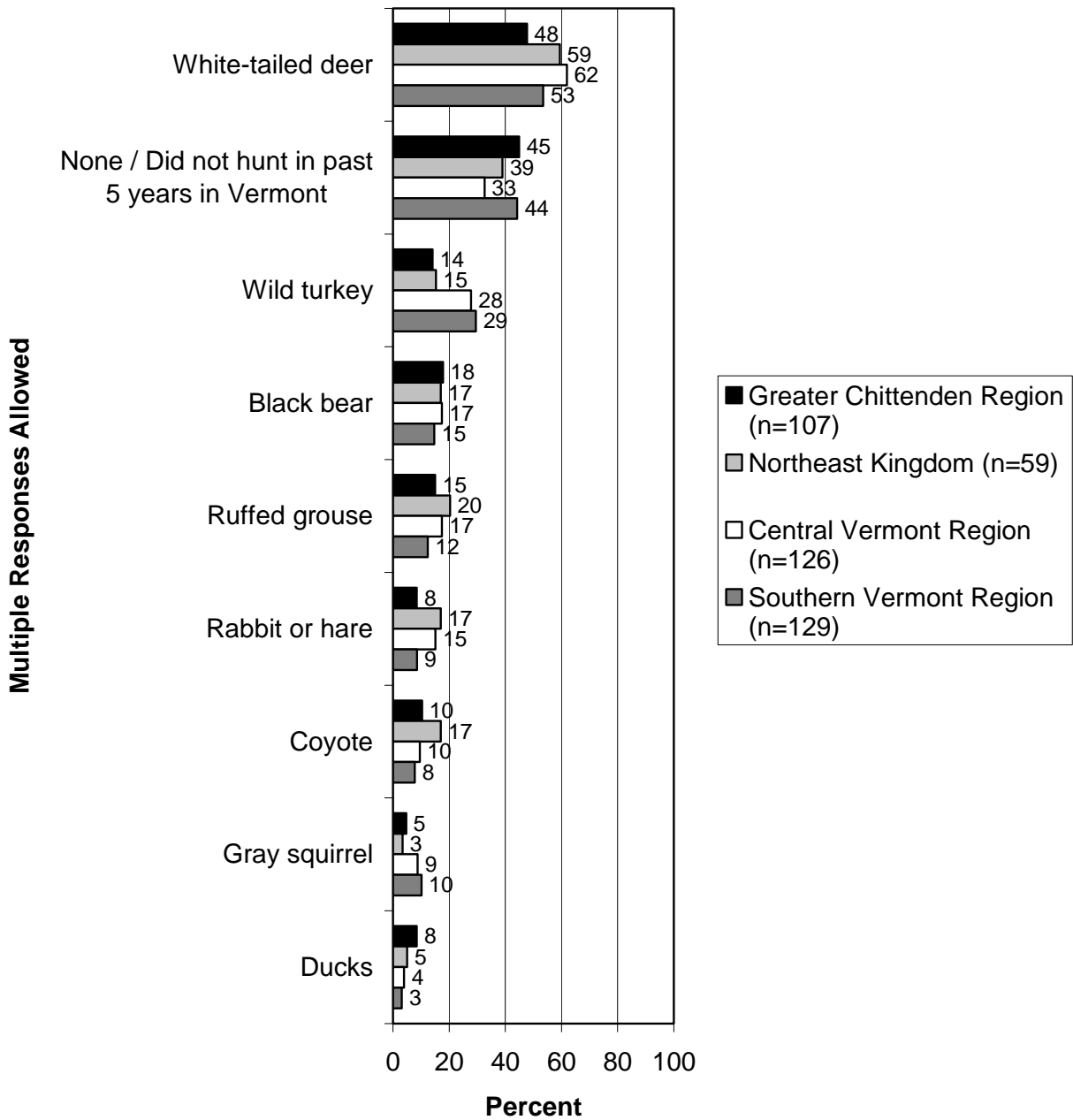
Q81. In the past 5 years, have you hunted with...? (Asked of those who hunted in the past 5 years.)



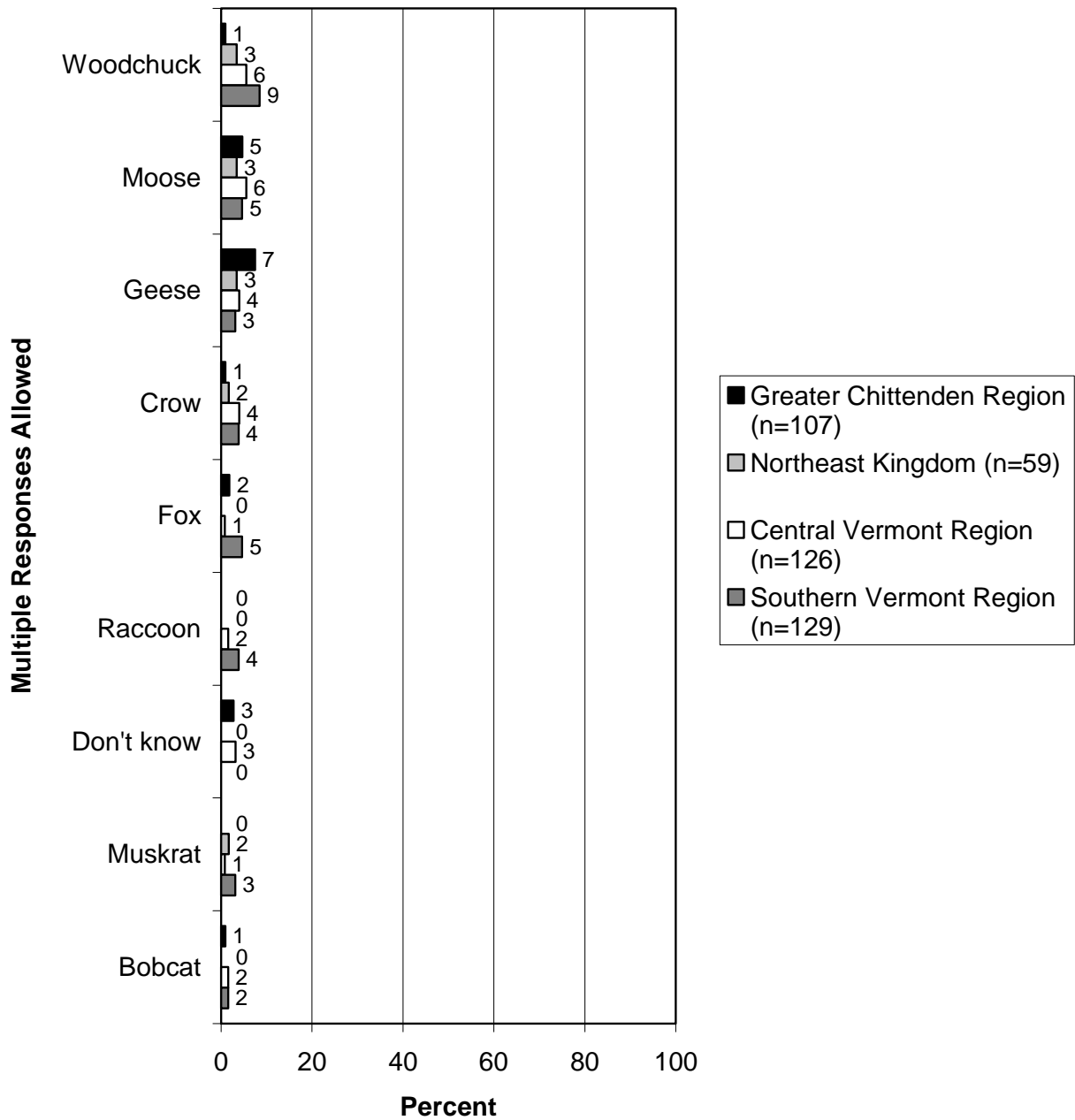
Q86. Which of the following species did you hunt in the past 5 years in Vermont? (Asked of those who hunted.)



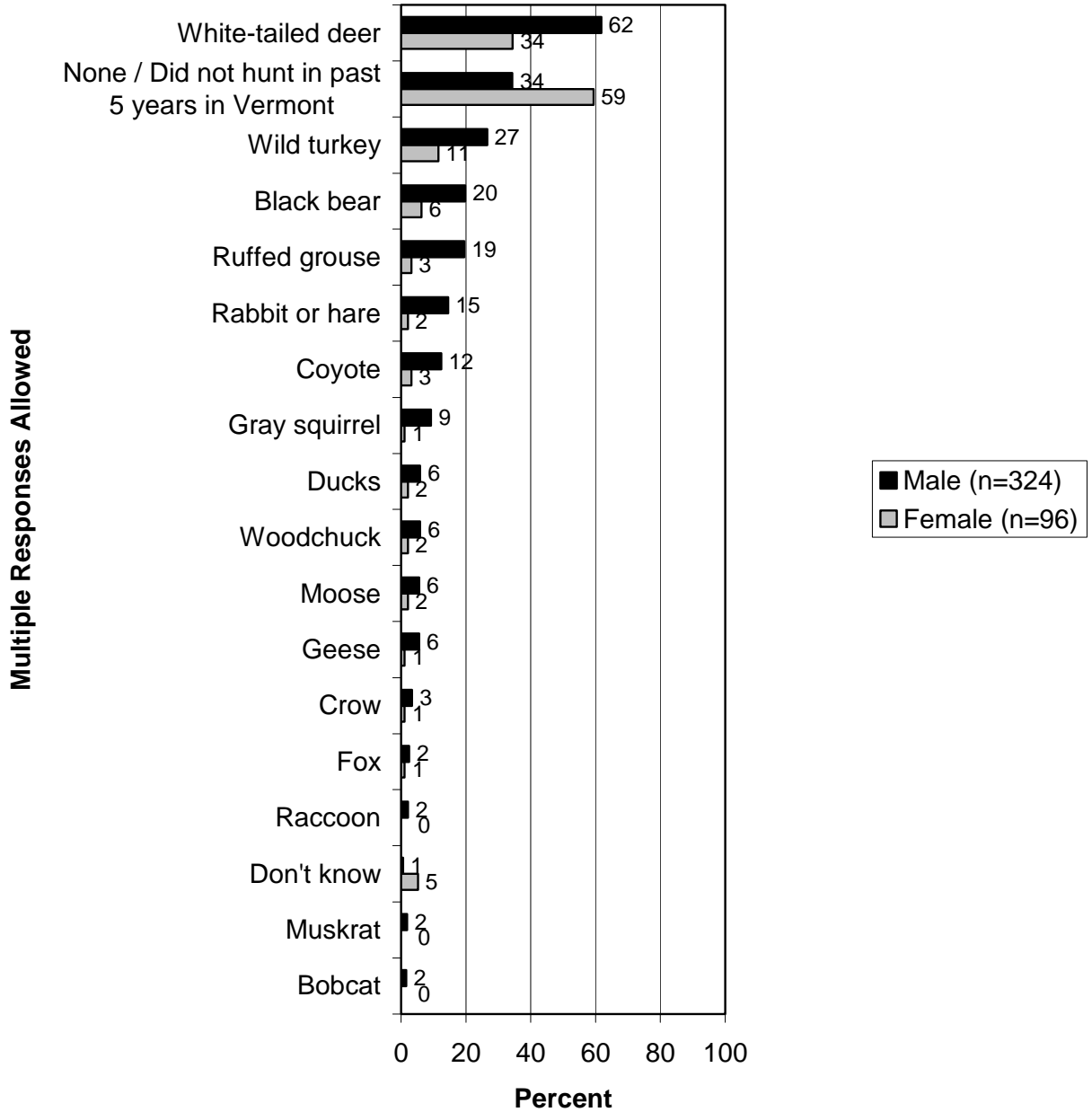
Q86. Which of the following species did you hunt in the past 5 years in Vermont? (Asked of those who have hunted.) (Part 1.)



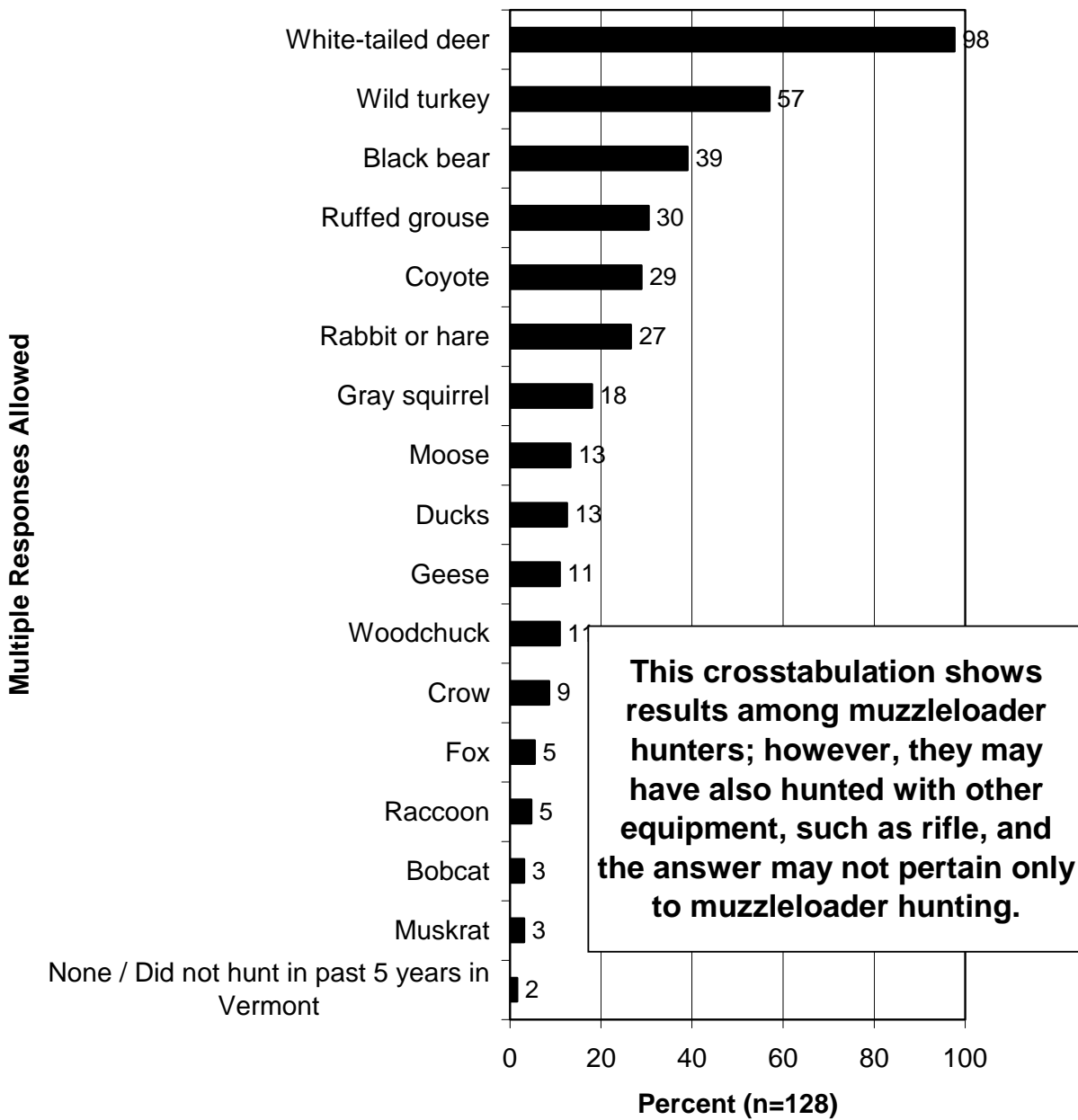
Q86. Which of the following species did you hunt in the past 5 years in Vermont? (Asked of those who have hunted.) (Part 2.)



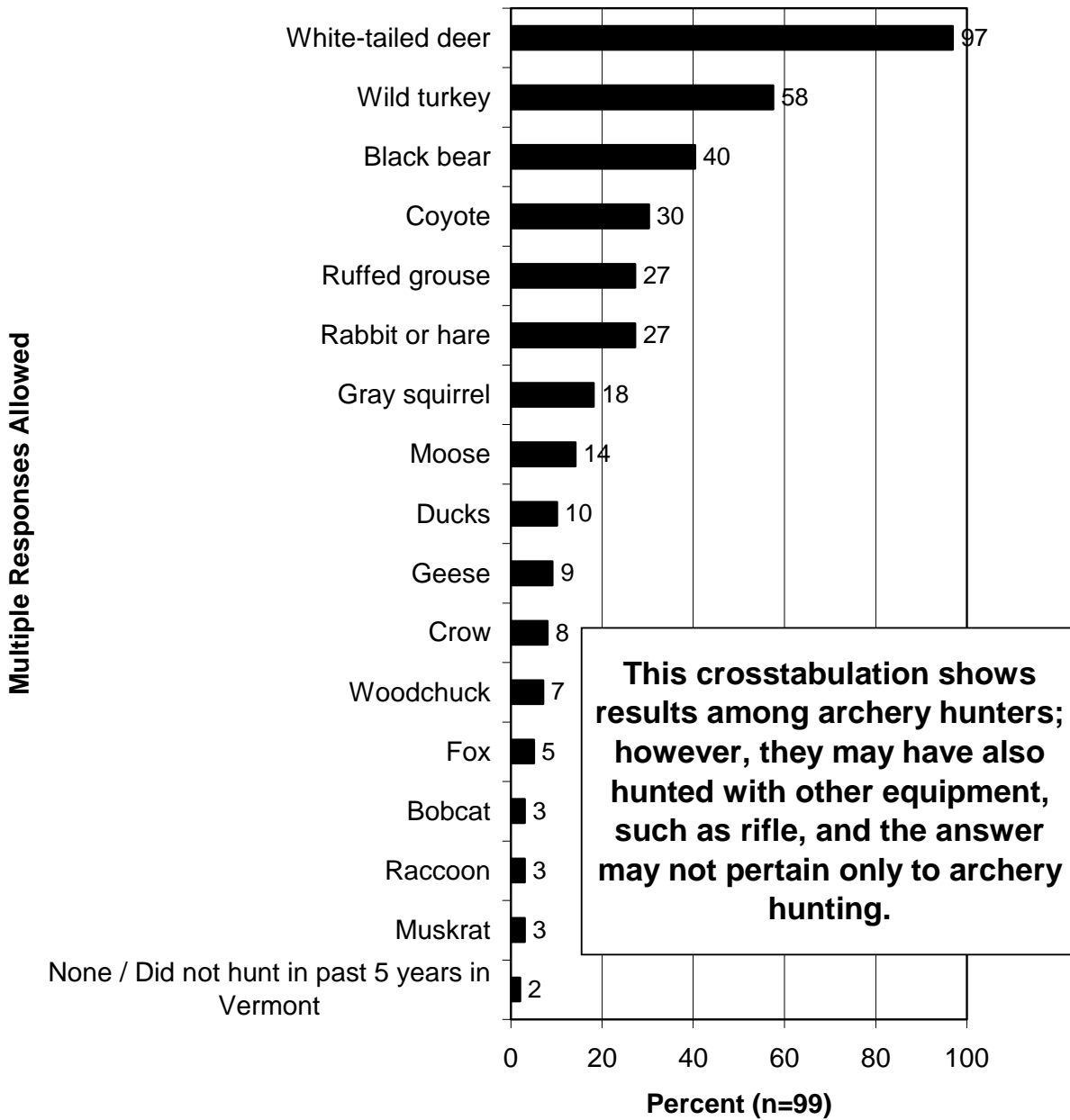
Q86. Which of the following species did you hunt in the past 5 years in Vermont? (Asked of those who have hunted.)



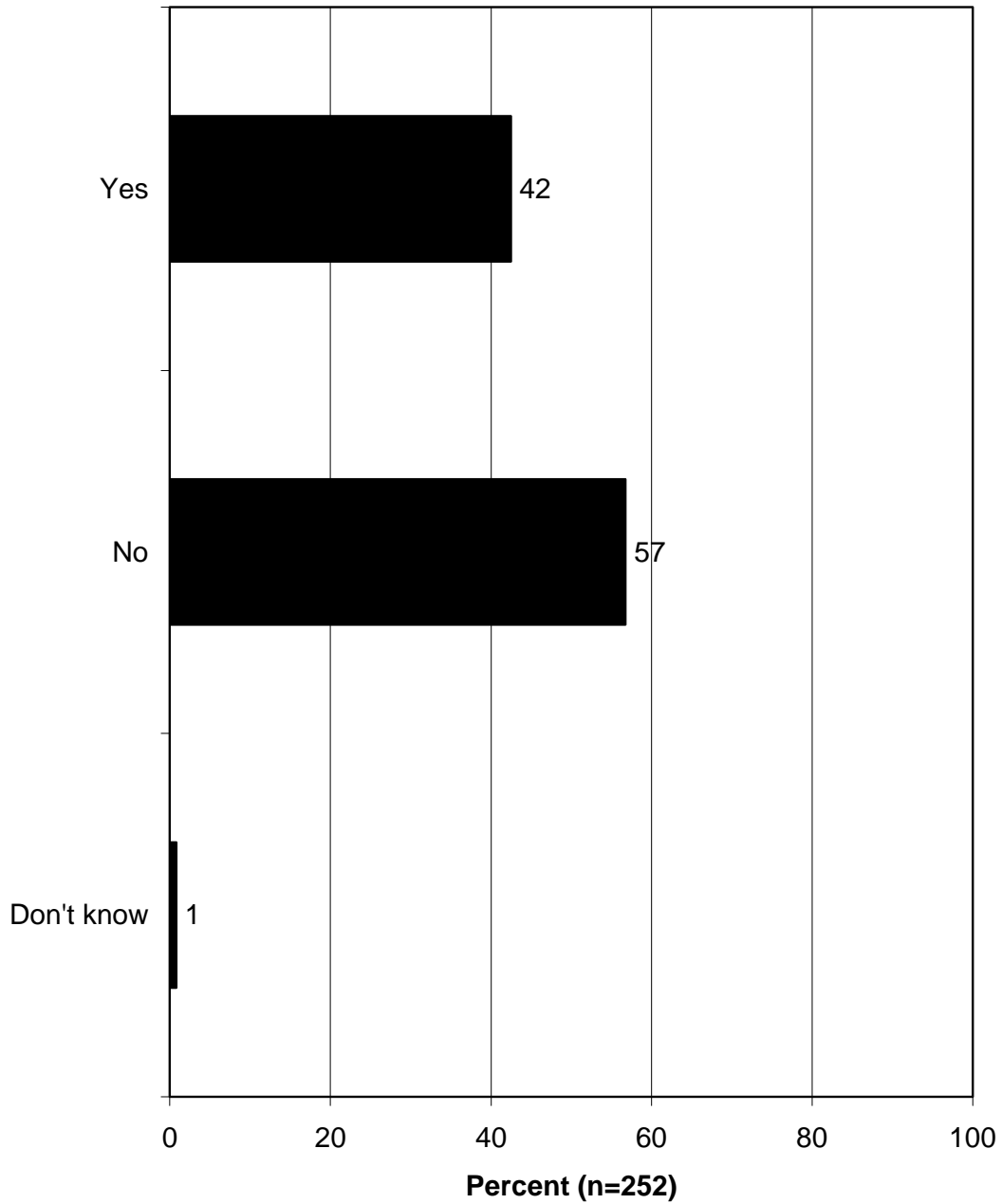
Q86. Which of the following species did you hunt in the past 5 years in Vermont? (Among muzzleloader hunters.) (Asked of those who have hunted.)



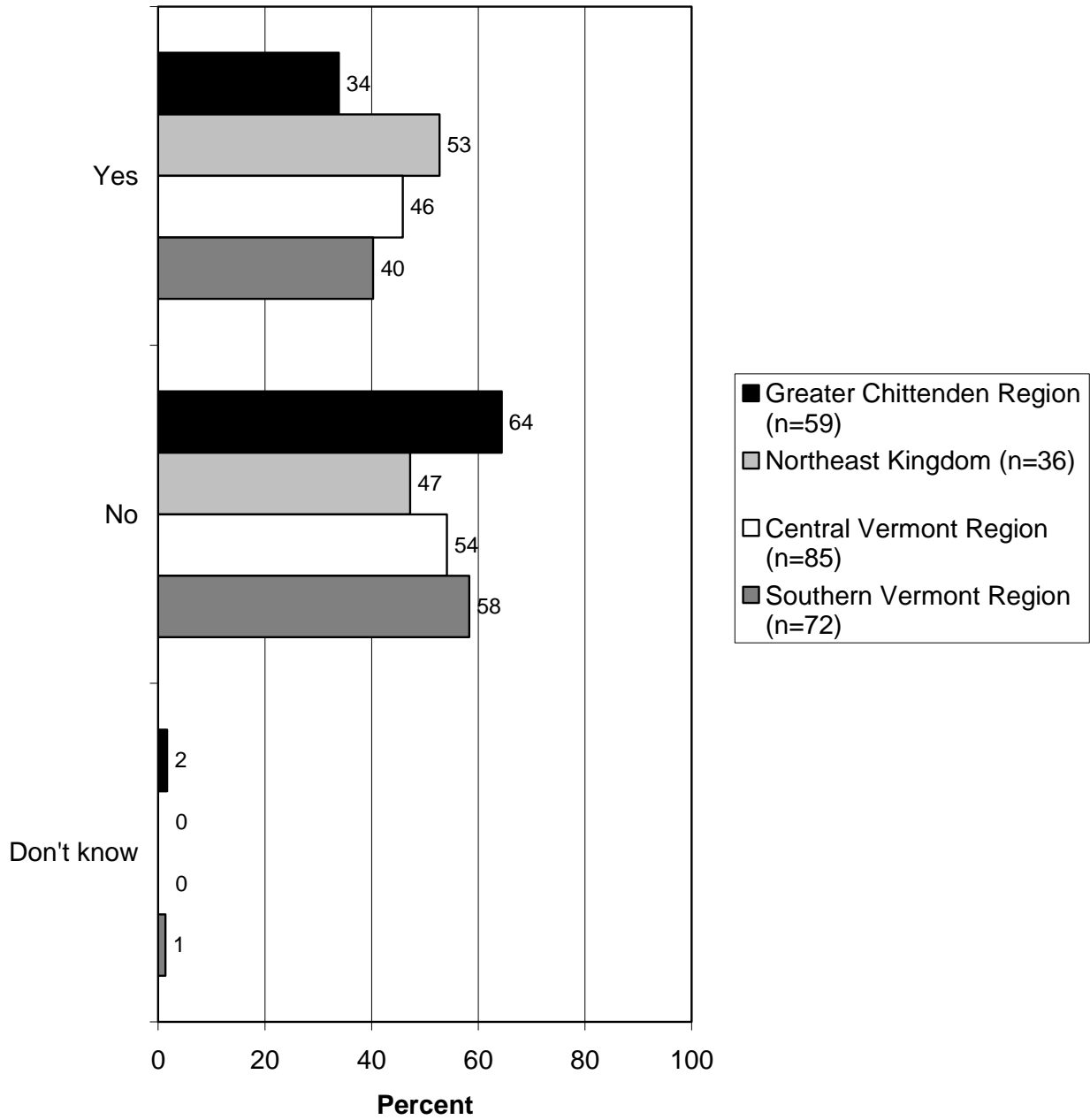
**Q86. Which of the following species did you hunt in the past 5 years in Vermont? (Among archery hunters.)
(Asked of those who have hunted.)**



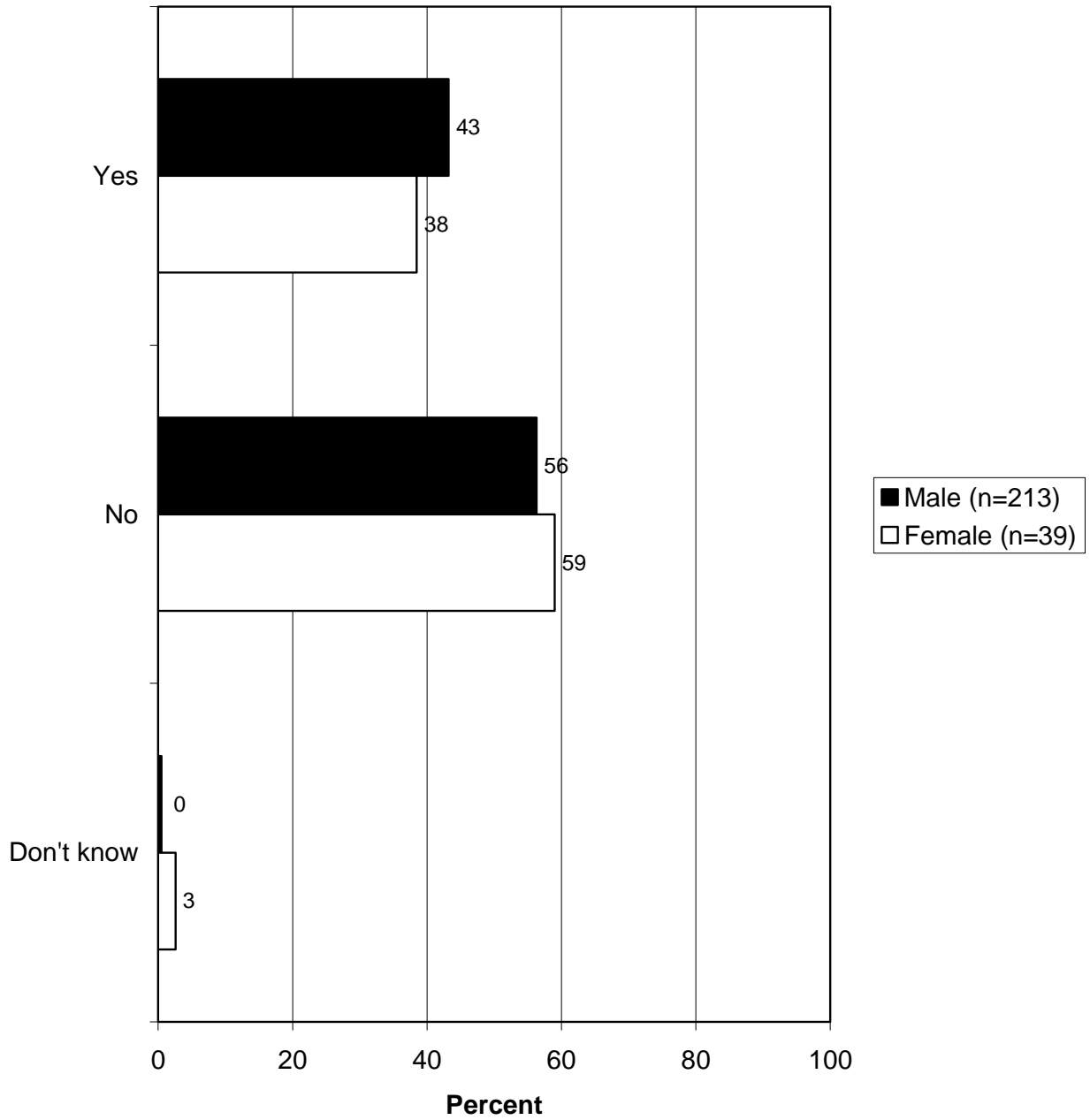
Q118. Have you ever applied for a Vermont moose hunting permit? (Asked of those who have hunted.)



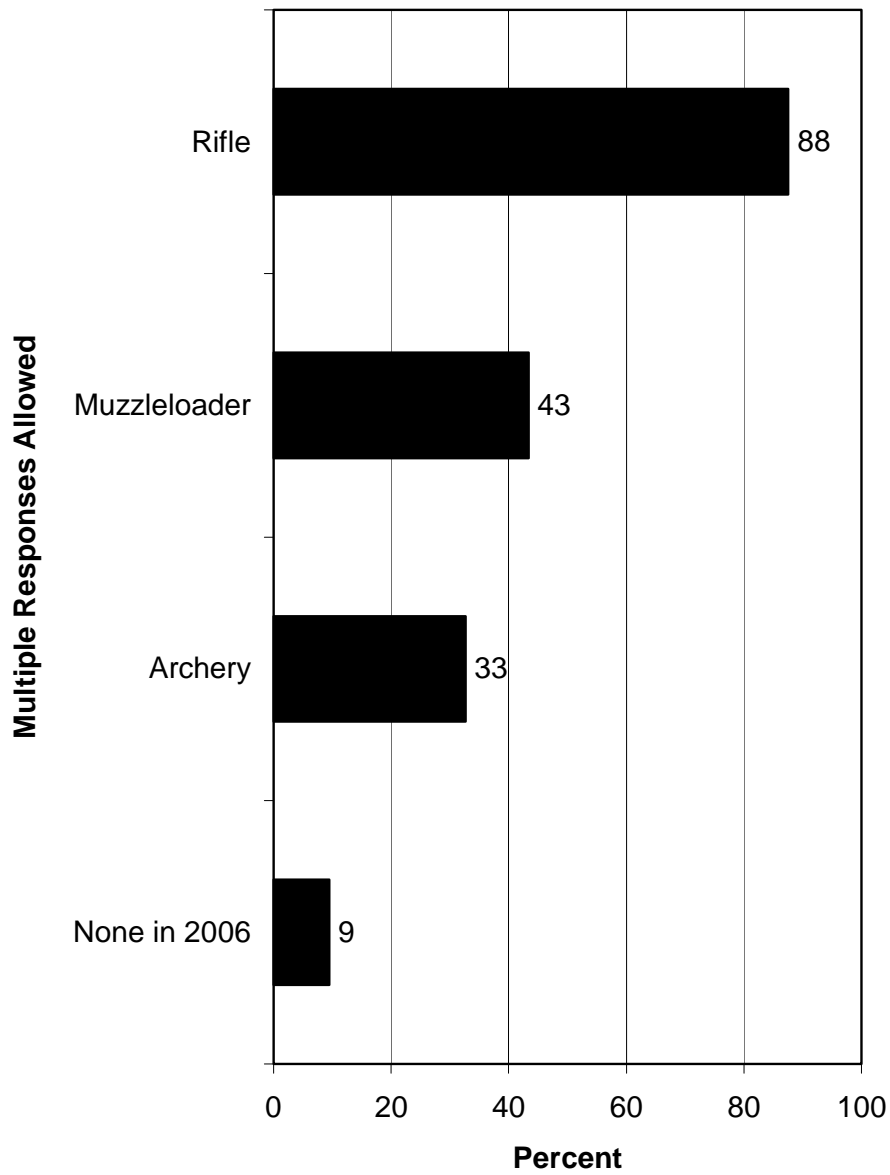
Q118. Have you ever applied for a Vermont moose hunting permit? (Asked of those who have hunted.)



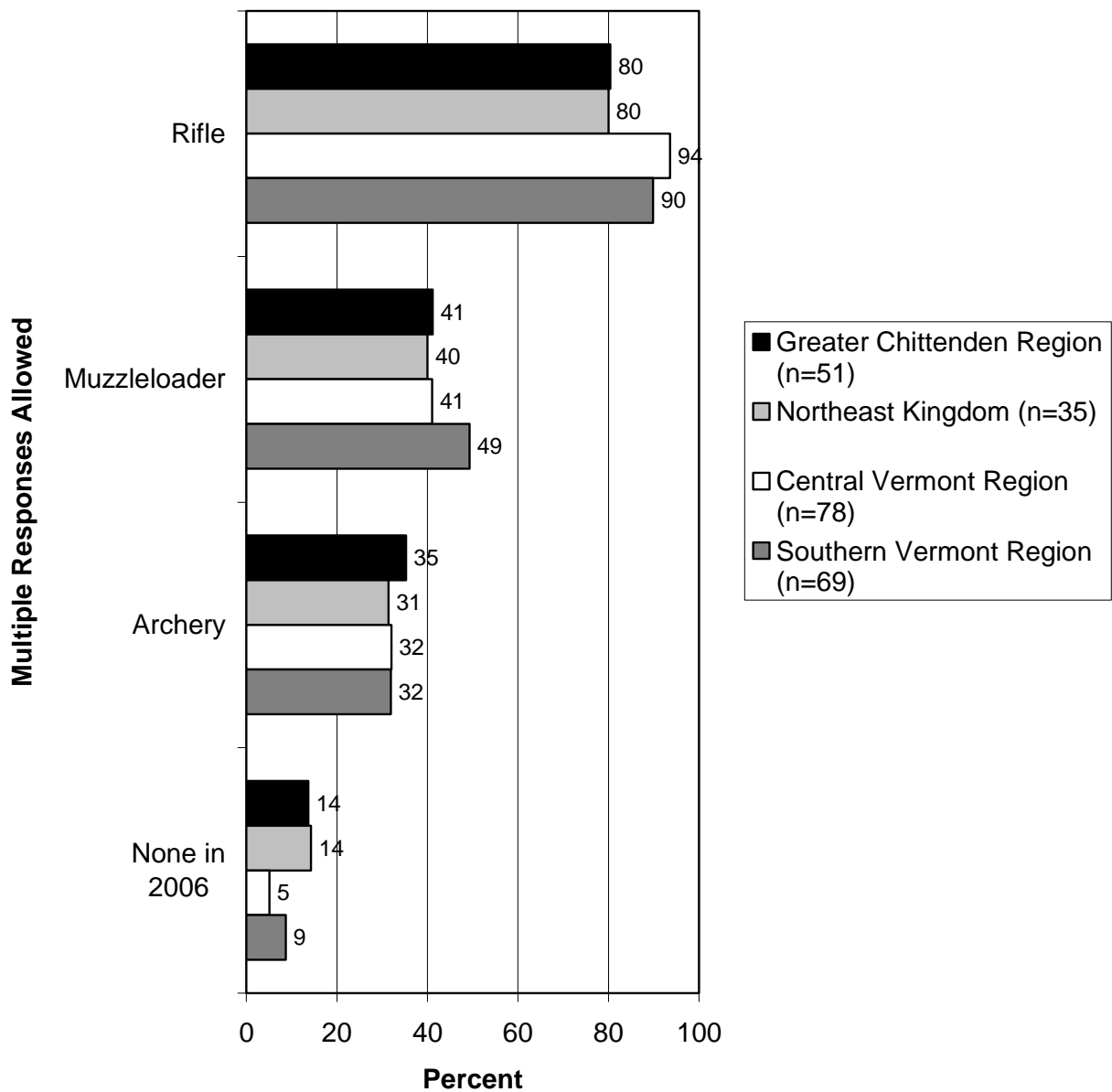
Q118. Have you ever applied for a Vermont moose hunting permit? (Asked of those who have hunted.)



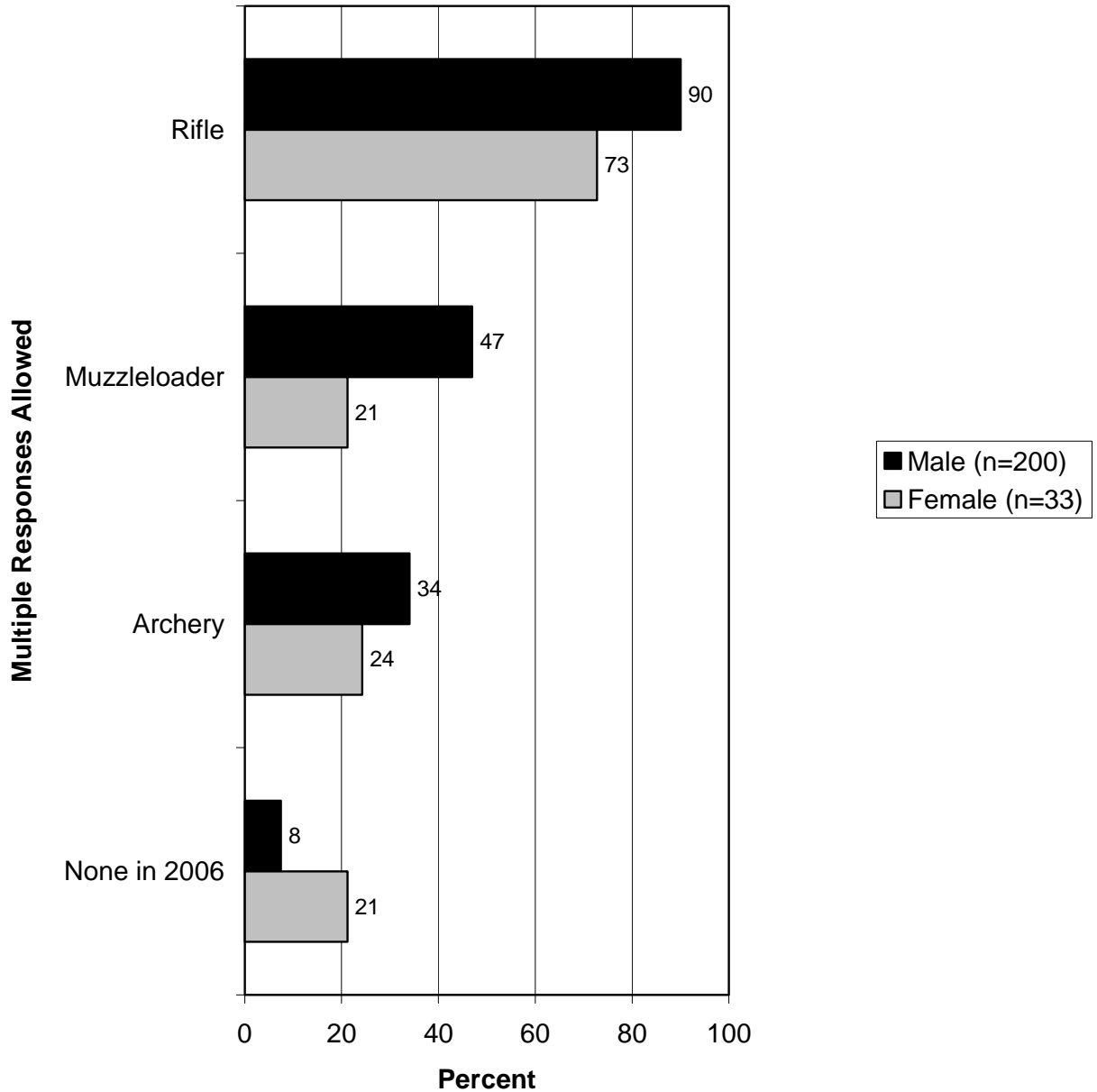
Q102. In 2006, which Vermont deer seasons did you hunt in? (Asked of those who hunted white-tailed deer in Vermont.)



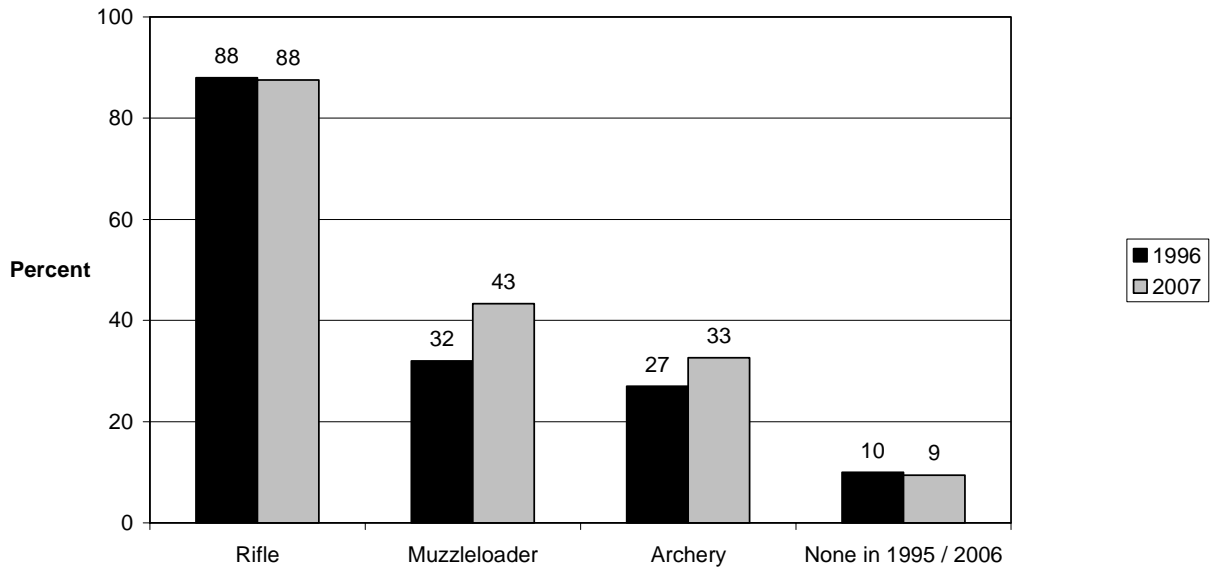
Q102. Next, I have some questions about your white-tailed deer hunting experiences in Vermont. In 2006, which Vermont deer seasons did you hunt in? (Asked of those who have hunted white-tailed deer in Vermont.)



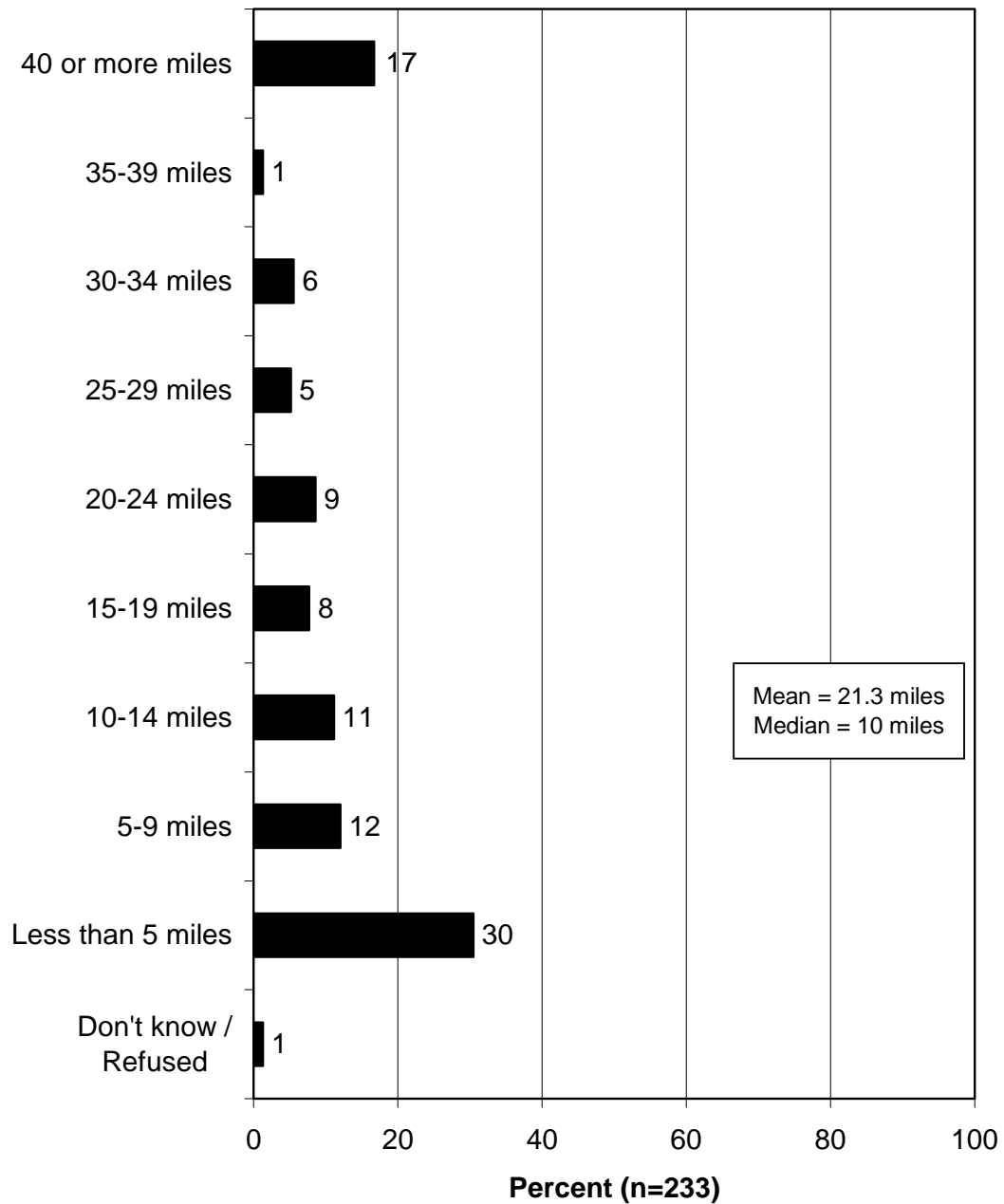
Q102. In 2006, which Vermont deer seasons did you hunt in? (Asked of those who hunted white-tailed deer in Vermont.)



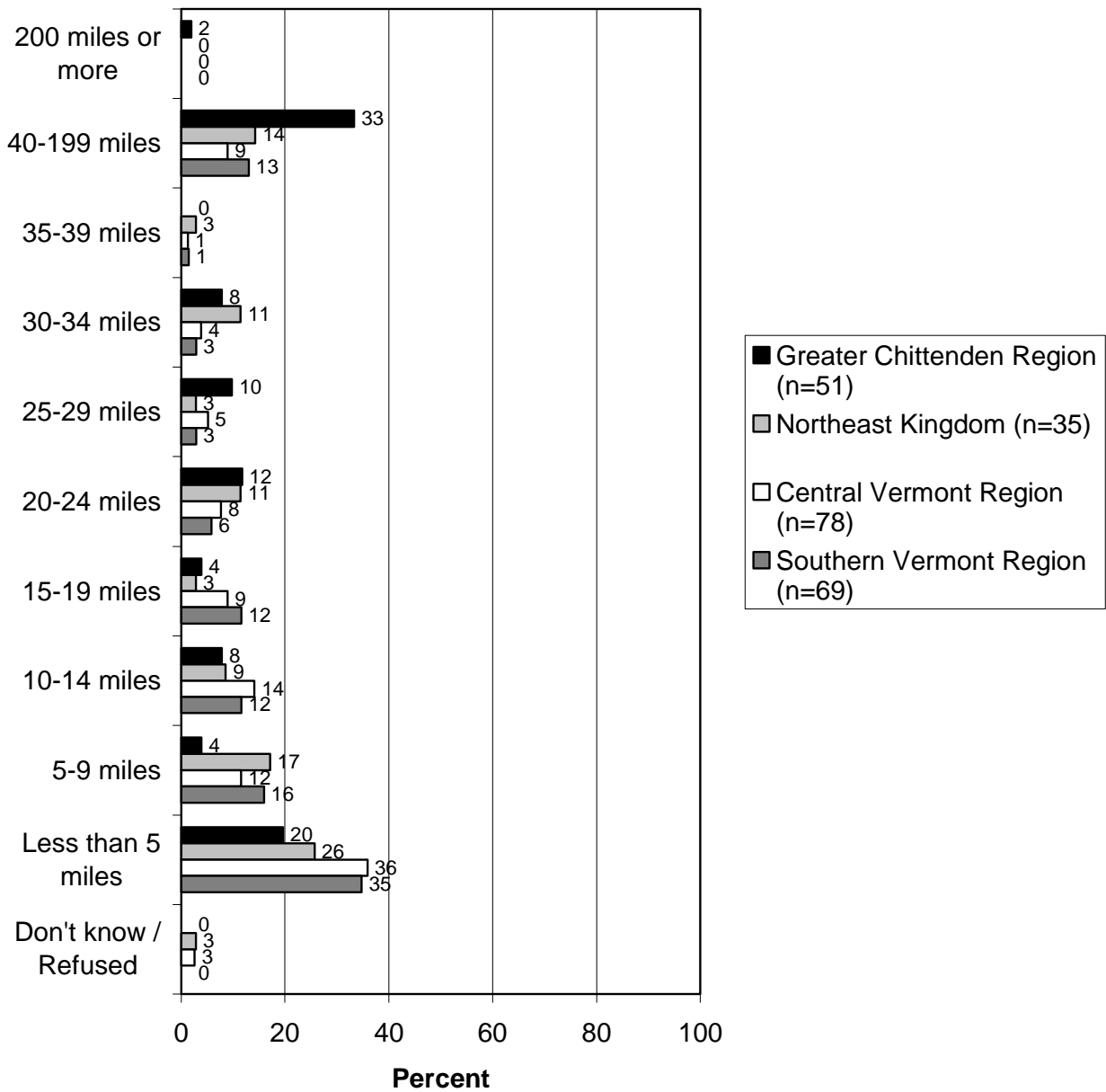
In 2006 (1995), which Vermont deer seasons did you hunt in?



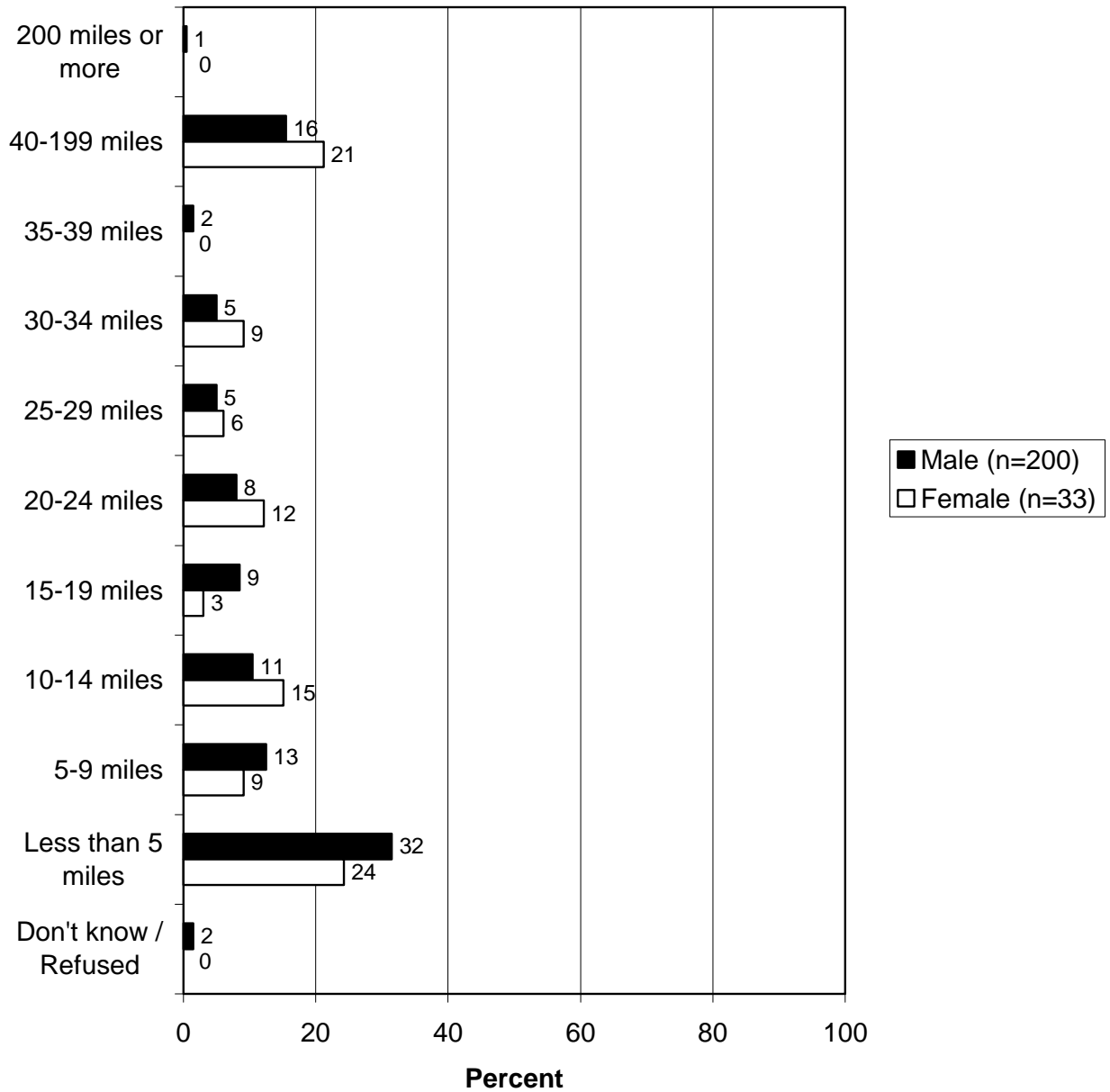
**Q103. How far, in miles, do you travel, one-way, by vehicle on a typical deer hunting trip in Vermont?
(Asked of those who have hunted white-tailed deer in Vermont.)**



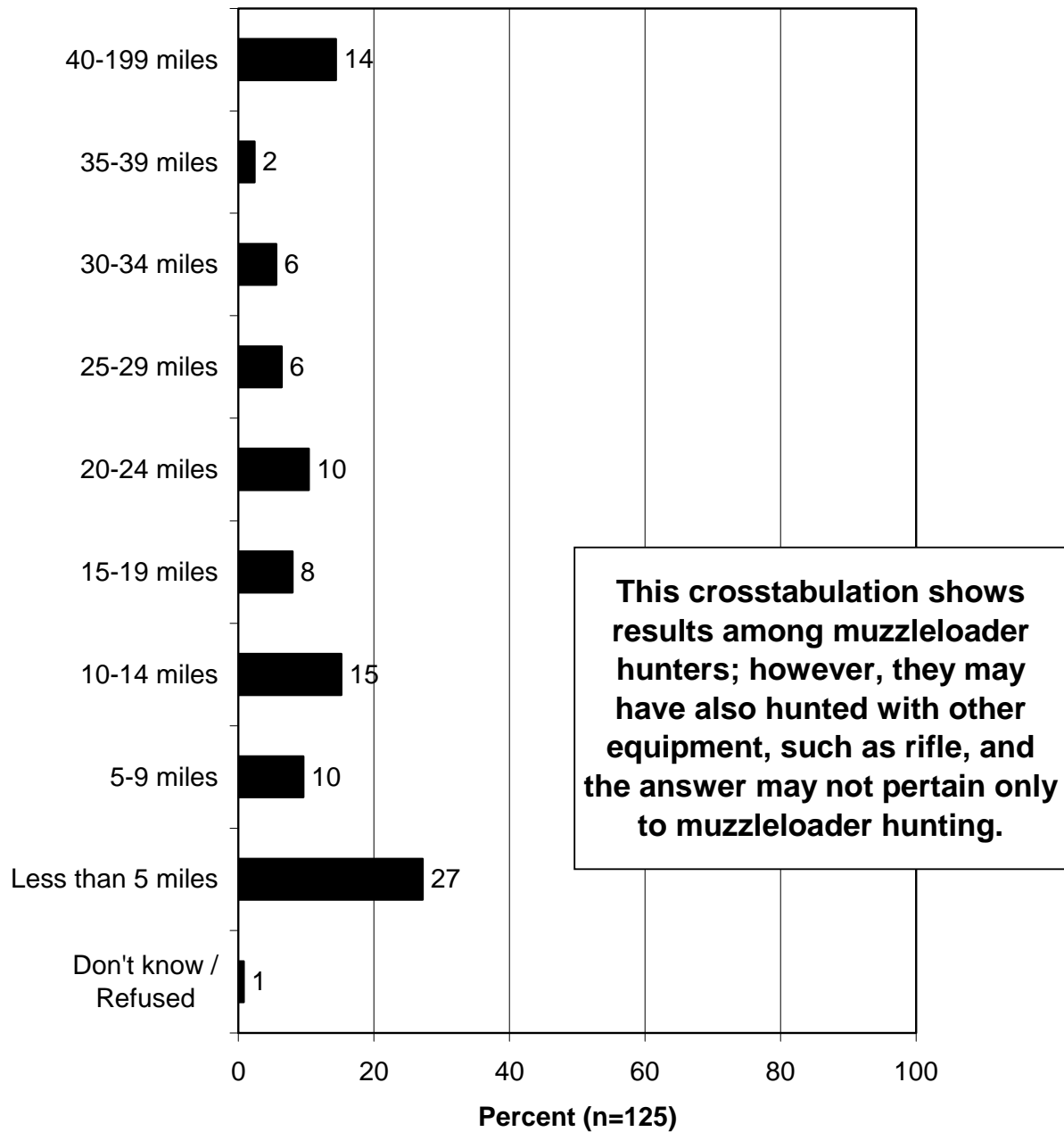
**Q103. How far, in miles, do you travel, one-way, by vehicle on a typical deer hunting trip in Vermont?
(Asked of those who have hunted white-tailed deer in Vermont.)**



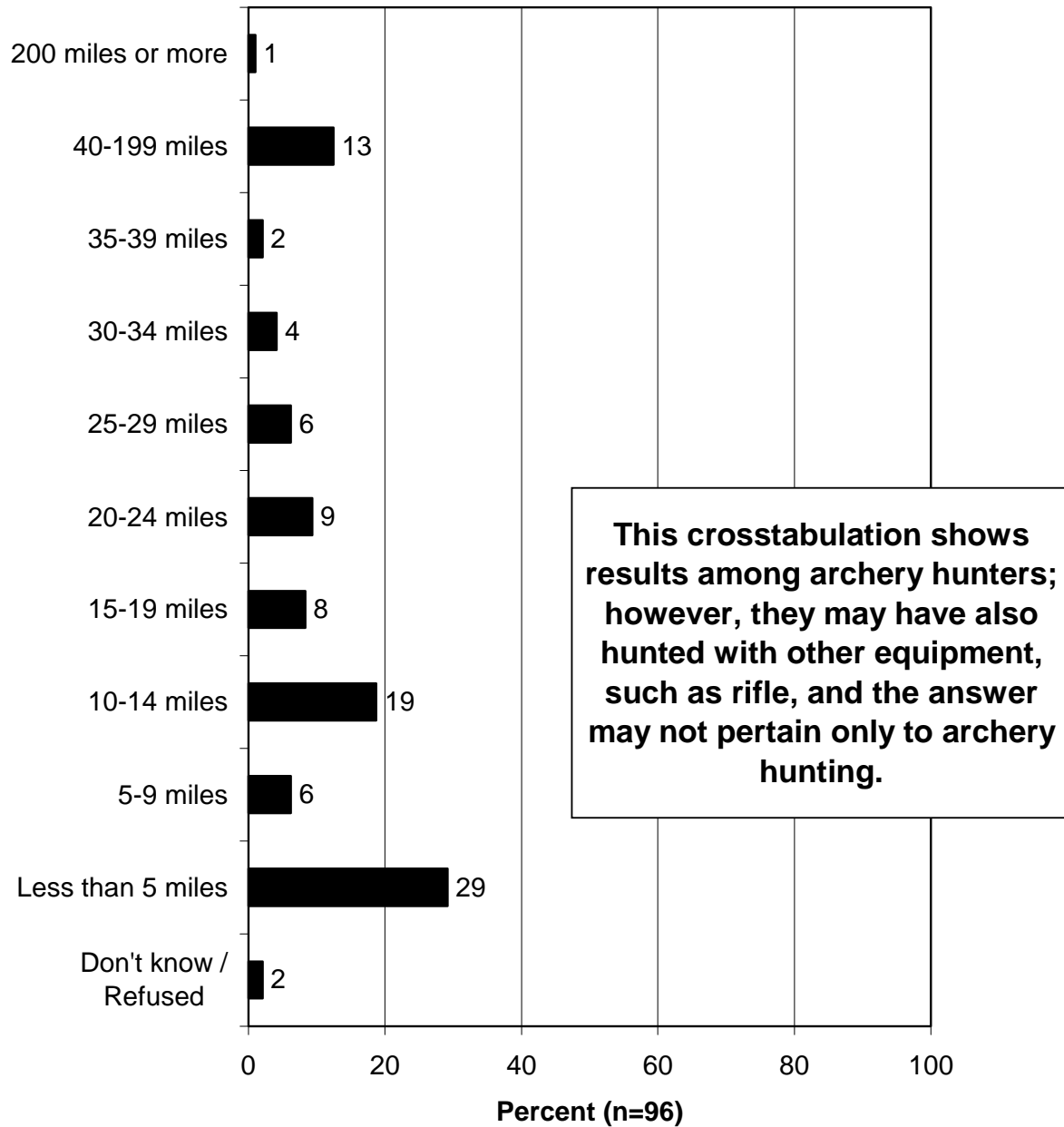
**Q103. How far, in miles, do you travel, one-way, by vehicle on a typical deer hunting trip in Vermont?
(Asked of those who have hunted white-tailed deer in Vermont.)**



Q103. How far, in miles, do you travel, one-way, by vehicle on a typical deer hunting trip in Vermont? (Among muzzleloader hunters.) (Asked of those who have hunted white-tailed deer in Vermont.)



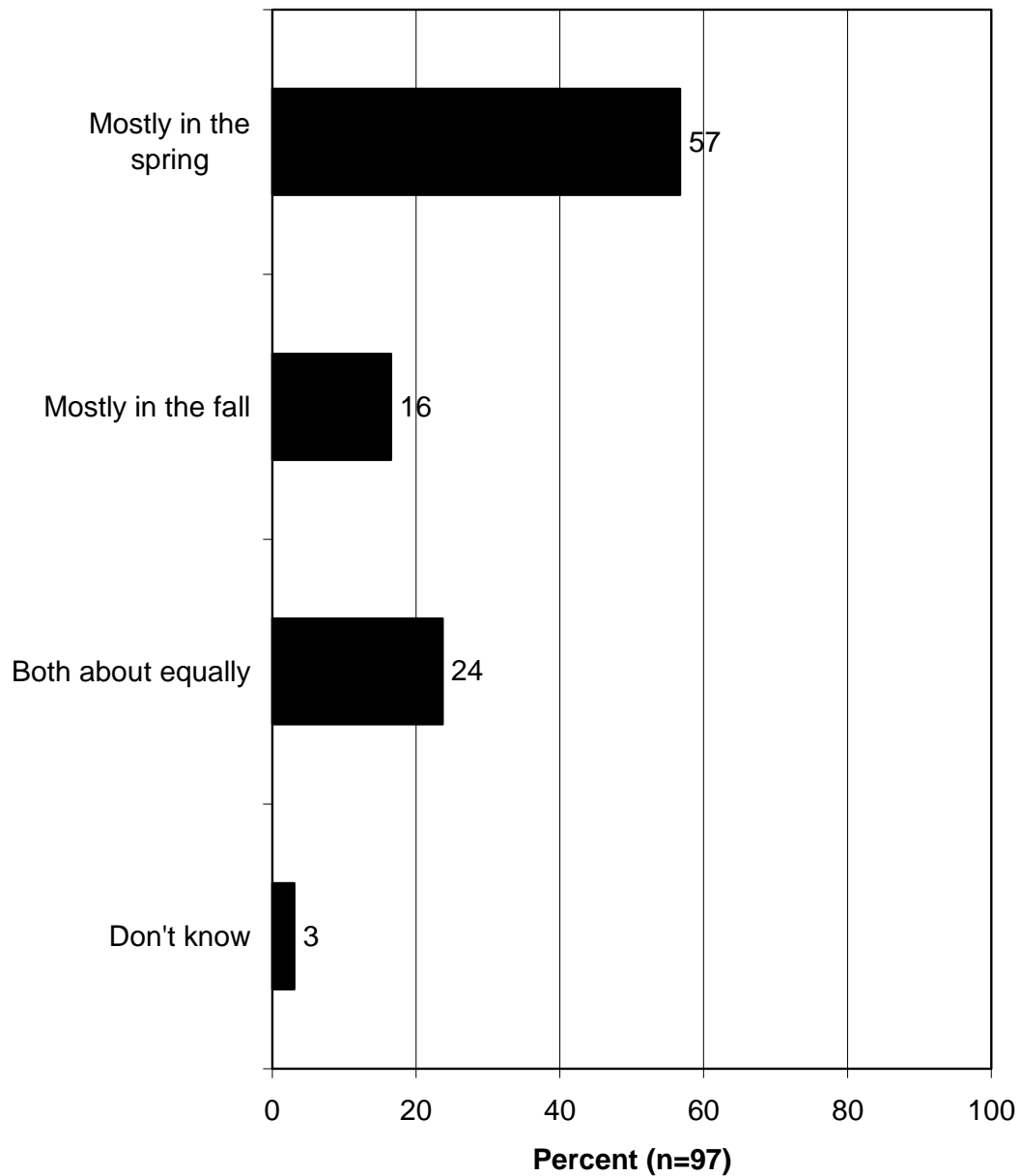
Q103. How far, in miles, do you travel, one-way, by vehicle on a typical deer hunting trip in Vermont? (Among archery hunters.) (Asked of those who have hunted white-tailed deer in Vermont.)



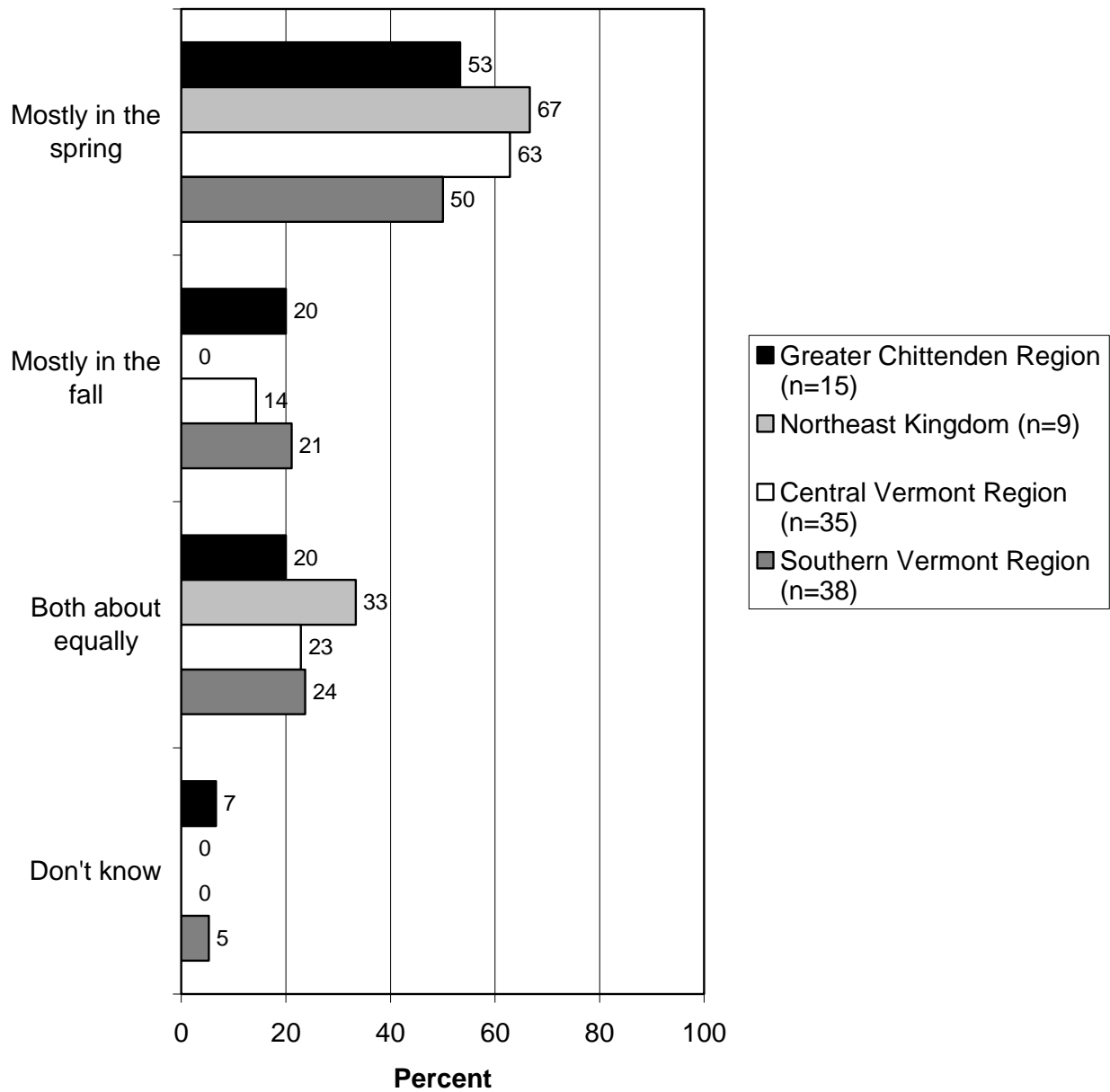
Q105. In what one Wildlife Management Unit in Vermont do you deer hunt most often? (Asked of those who have hunted white-tailed deer in Vermont.)

Wildlife Management Area	Number of Hunters	Wildlife Management Area	Number of Hunters
A	4	Addison Co.	1
B	8	Bolton	1
C	2	Caledonia	1
D1	1	Canaan	1
D2	1	East Haven	1
D1 or D2	9	Essex Co.	1
E	2	Lamoille Co.	1
F1	5	Orange Co.	2
F2	1	Plain and Marshfield	1
F1 or F2	1	Richmond	1
G	4	Roxbury	1
H1	5	Rutland Co.	2
H1 or H2	3	Springfield area	1
I	3	Steam Mill Brook	1
J1	9	Stowe	1
J2	6	Warren area	1
J1 or J2	7	Washington Co.	2
J1 or J2 or K1 or K2	1	Westford	1
K1	1	Windsor Co.	1
K2	4	Don't know	24
K1 or K2	5		
L	2		
M1	1		
M2	2		
M1 or M2	1		
M2 or J1	1		
N	4		
O1 or O2	4		
P	2		

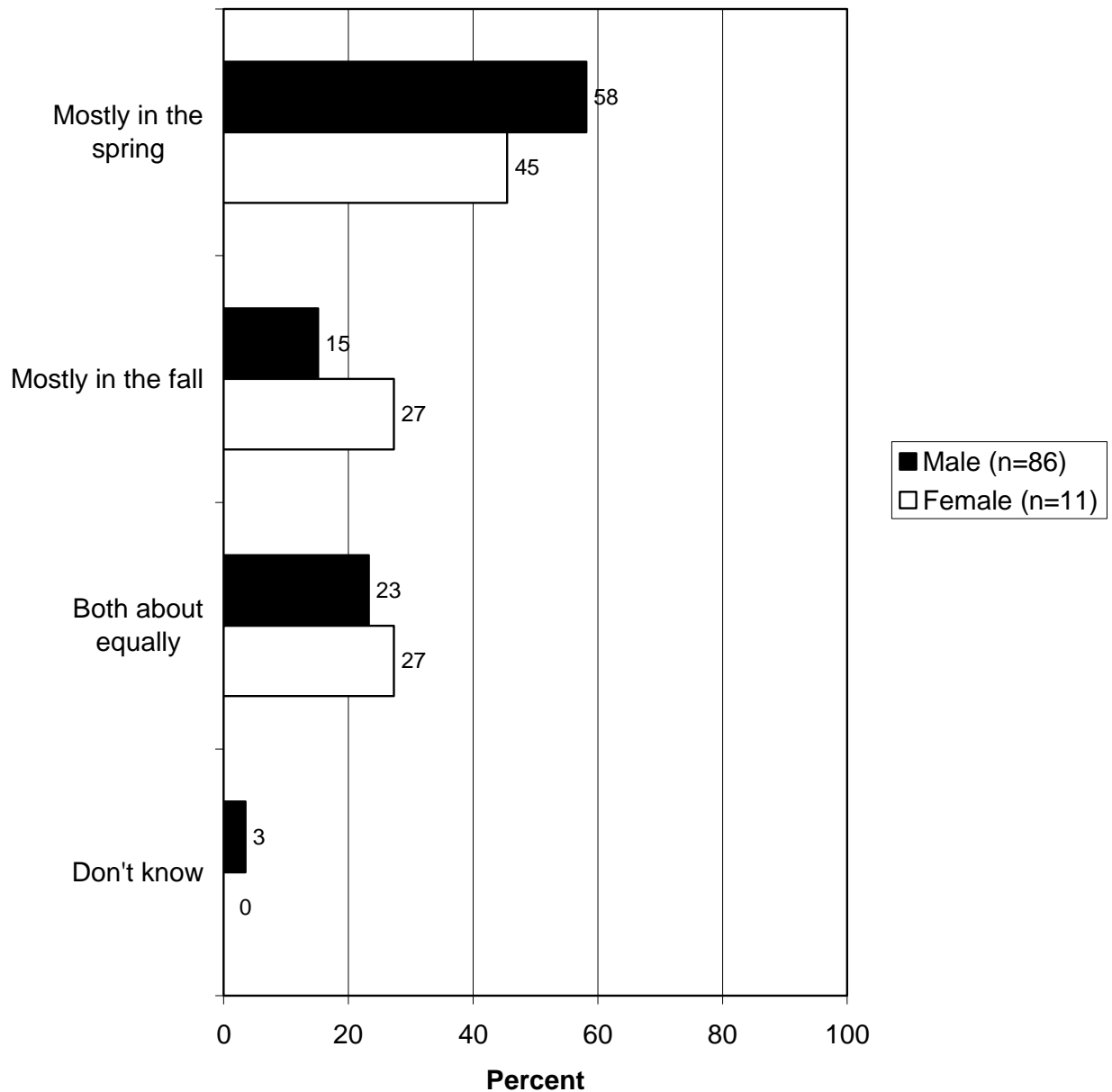
Q124. You said you hunted wild turkey in Vermont in the past 5 years. Do you hunt turkey mostly in the spring season, mostly in the fall season, or both about equally? (Asked of those who hunted wild turkey in Vermont.)



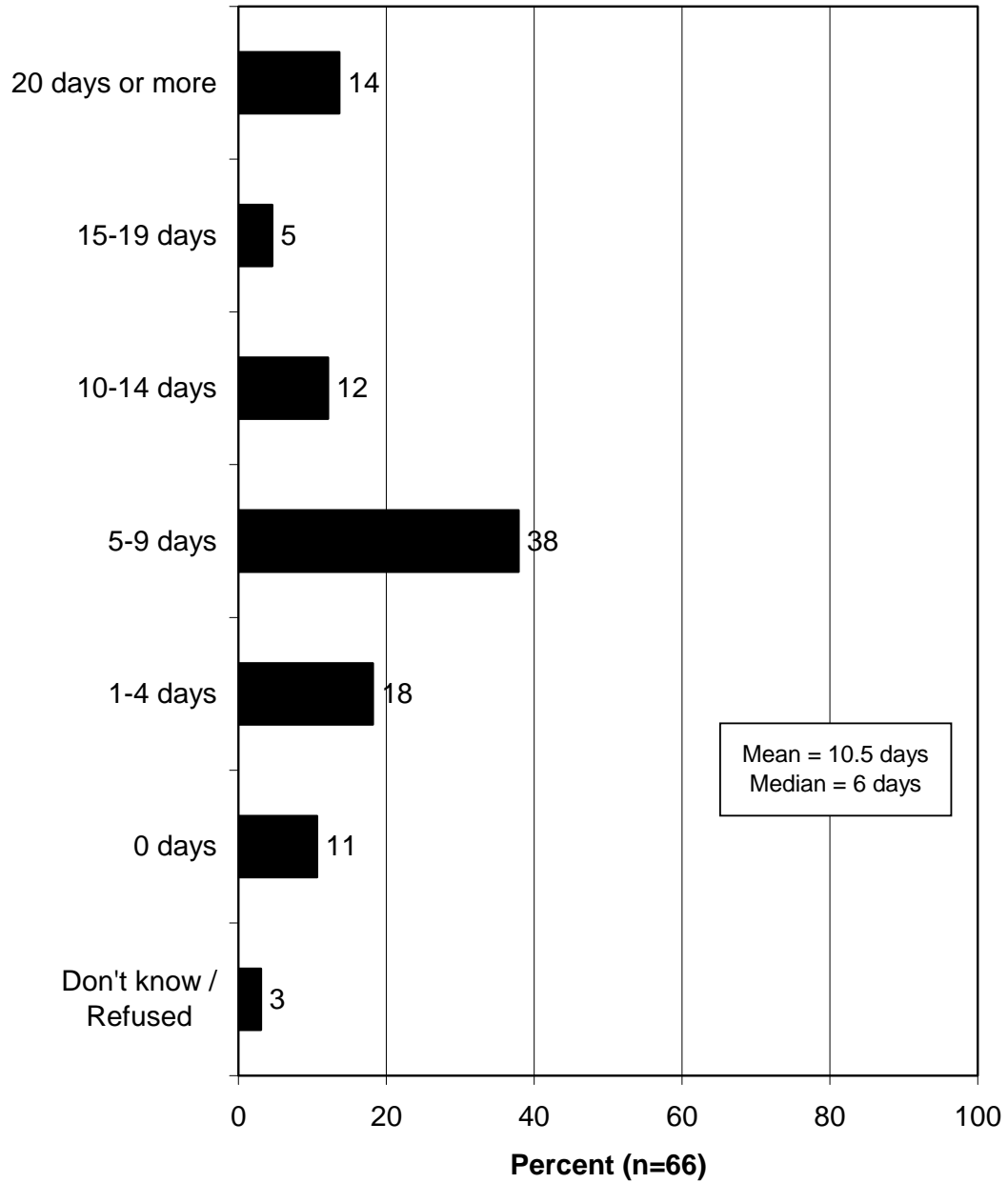
Q124. You said you hunted wild turkey in Vermont in the past 5 years. Do you hunt turkey mostly in the spring season, mostly in the fall season, or both about equally? (Asked of those who hunted wild turkey in Vermont.)



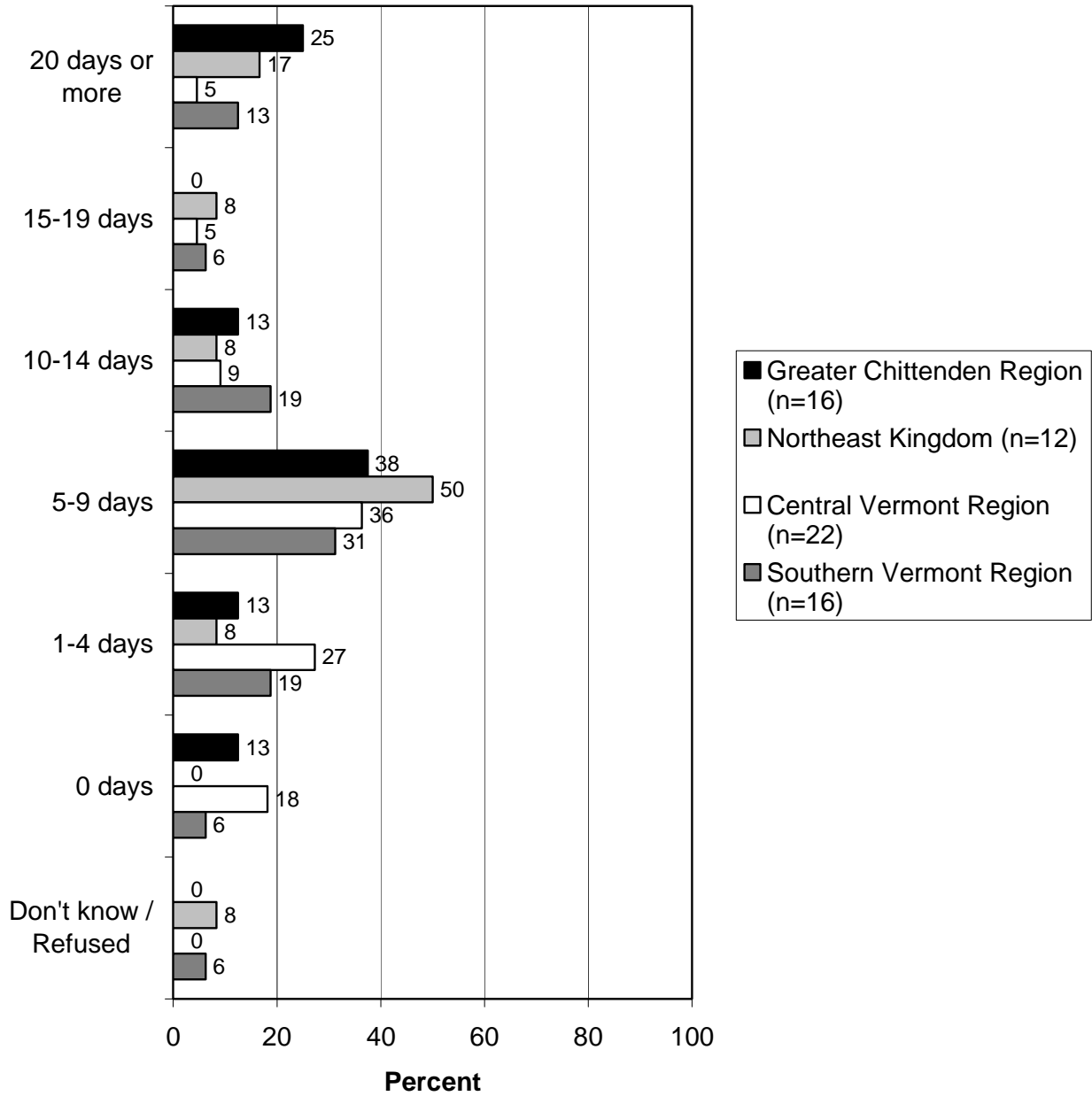
Q124. You said you hunted wild turkey in Vermont in the past 5 years. Do you hunt turkey mostly in the spring season, mostly in the fall season, or both about equally? (Asked of those who hunted wild turkey in Vermont.)



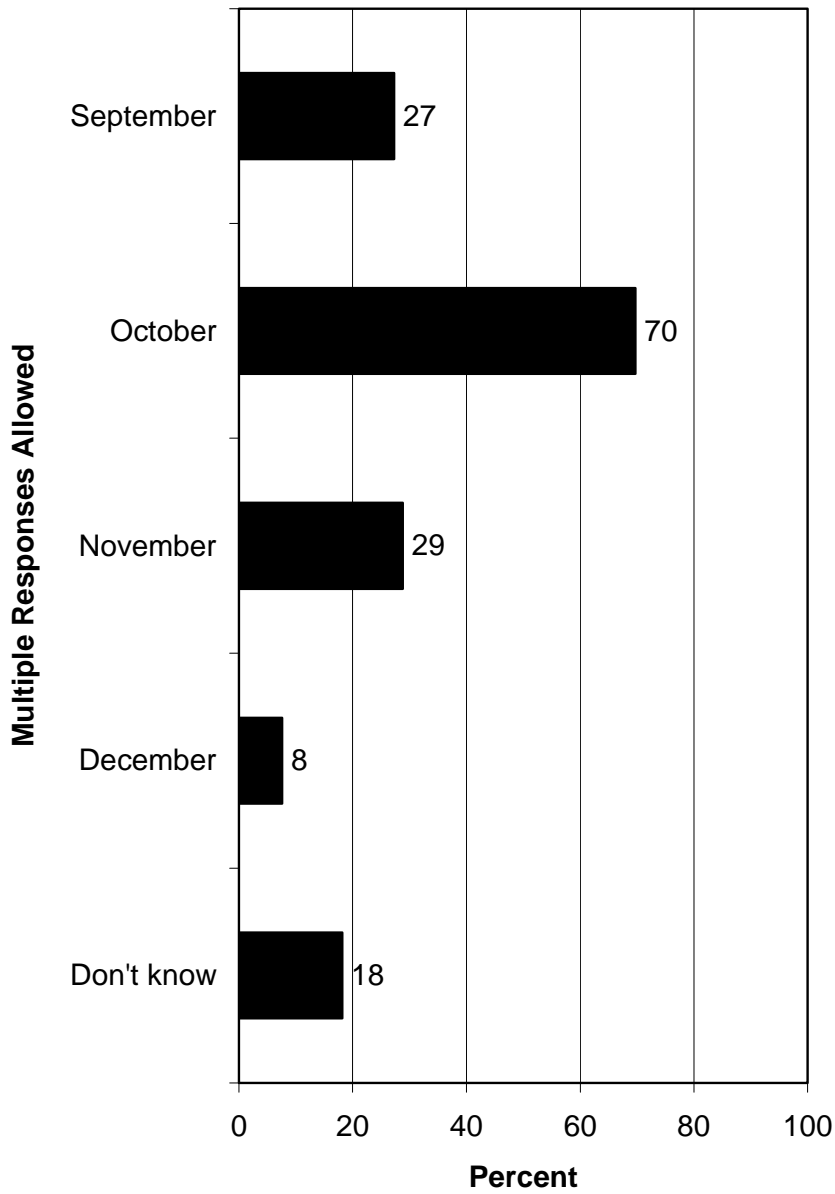
Q127. In 2006, how many days did you spend hunting ruffed grouse in Vermont? (Asked of those who hunted ruffed grouse in Vermont.)



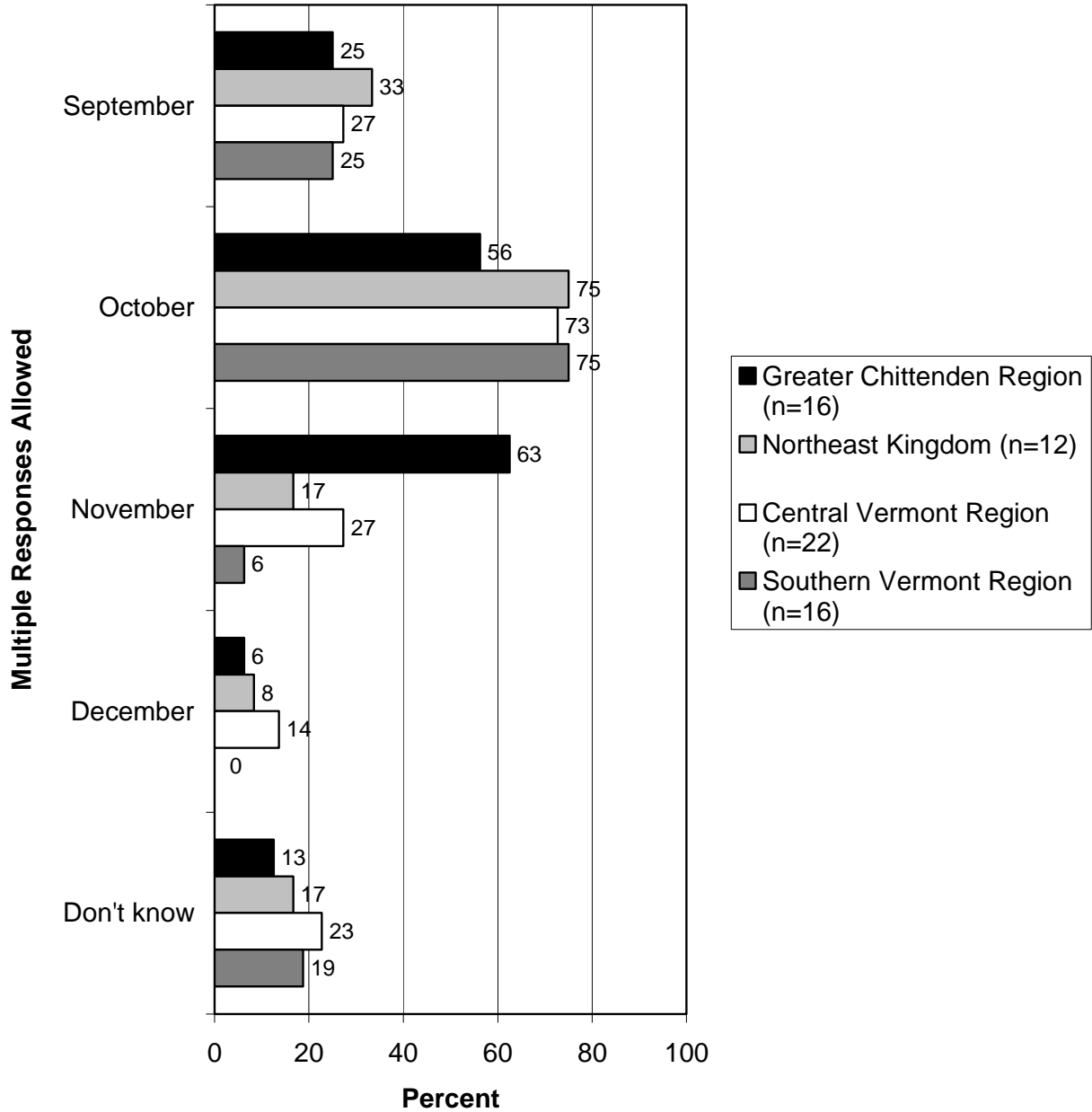
Q127. In 2006, how many days did you spend hunting ruffed grouse in Vermont? (Asked of those who hunted ruffed grouse in Vermont.)



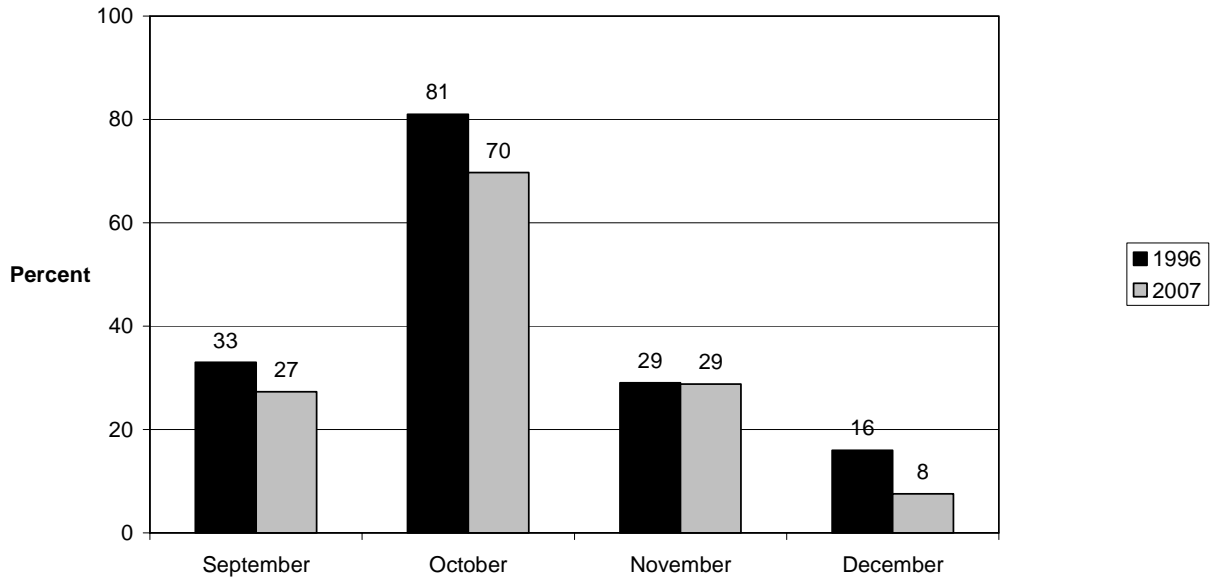
Q131. In which months did you hunt ruffed grouse in 2006 in Vermont? (Asked of those who hunted ruffed grouse in Vermont.)



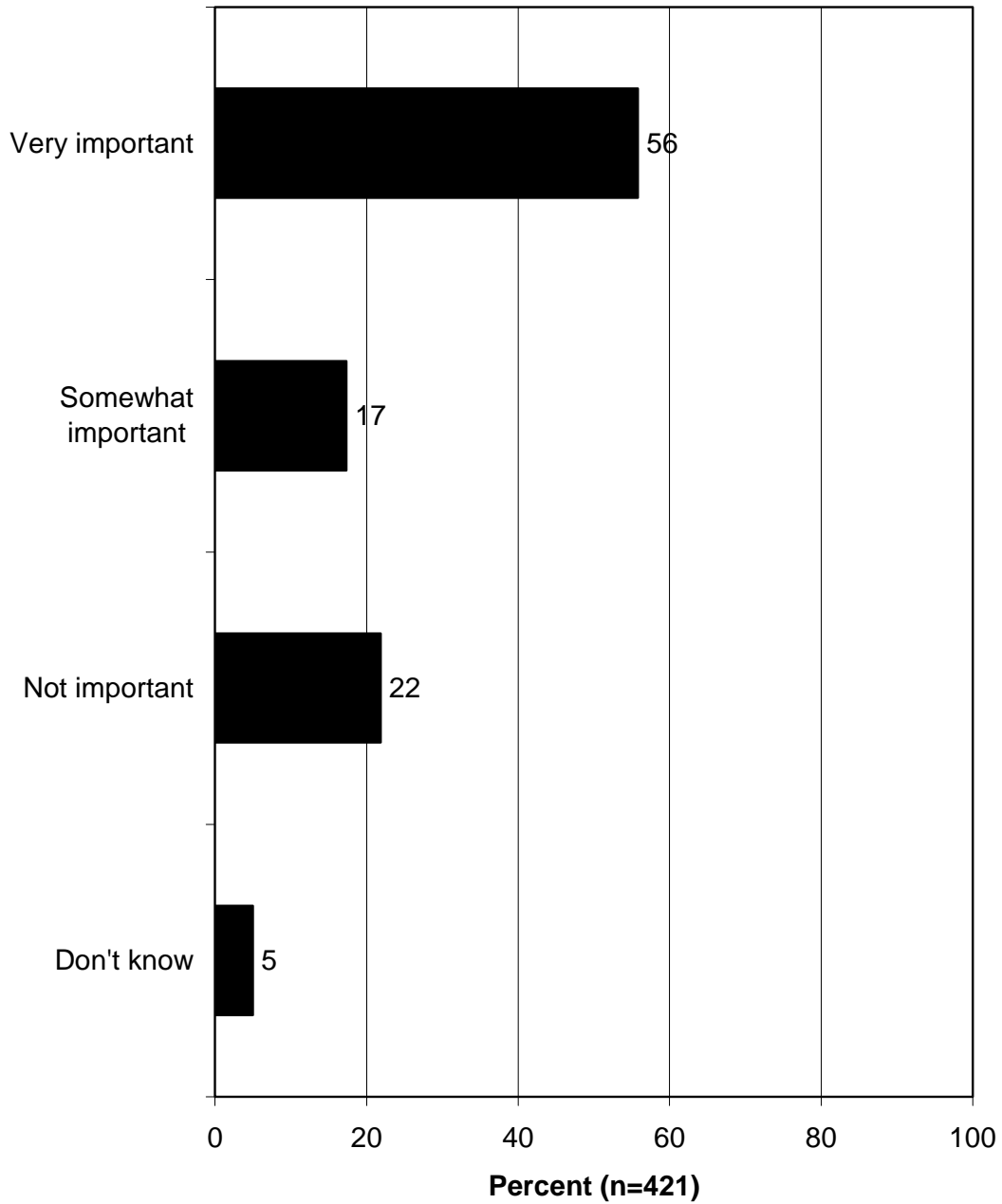
Q131. In which months did you hunt ruffed grouse in 2006 in Vermont? (Asked of those who hunted ruffed grouse in Vermont.)



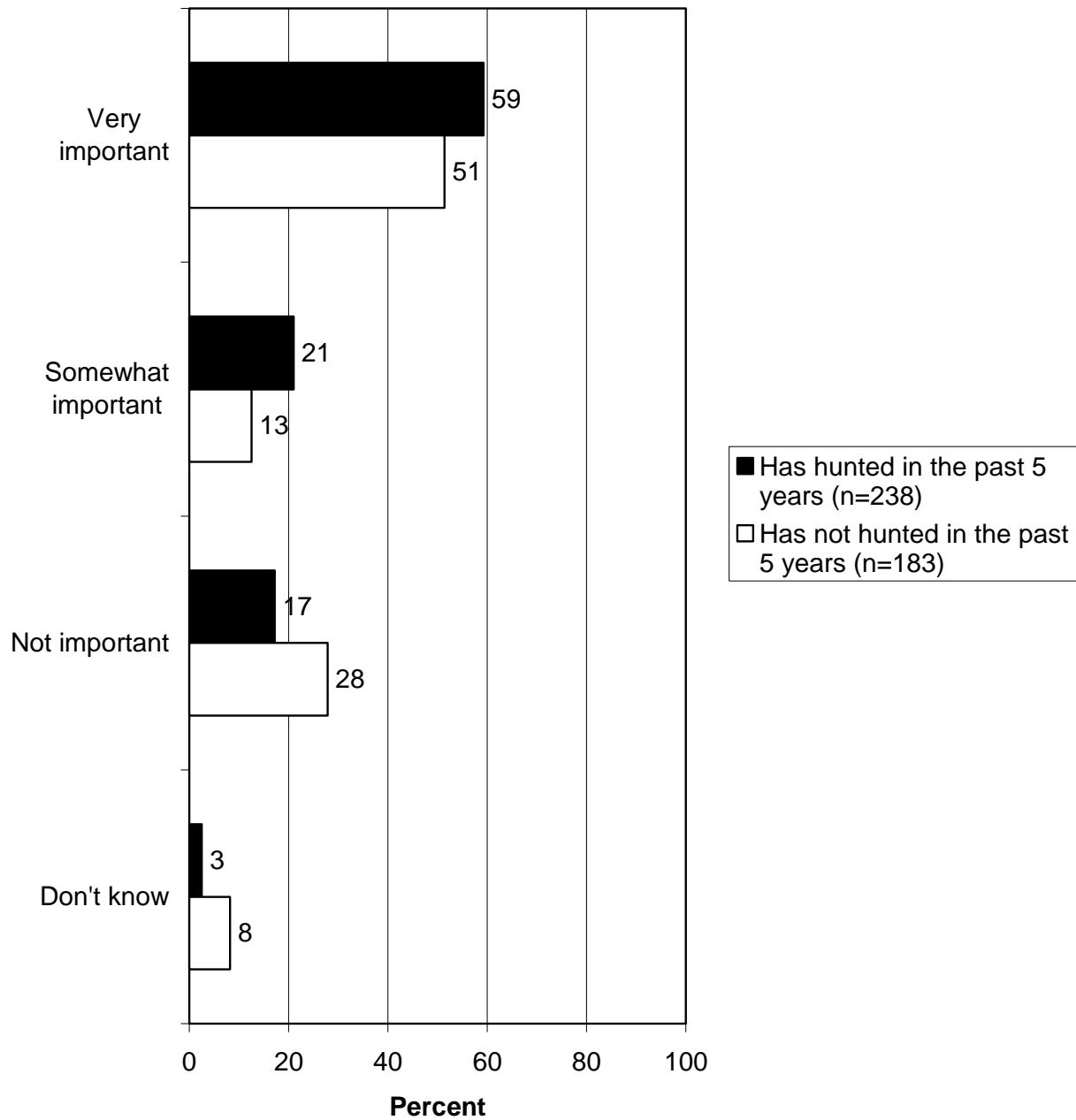
In which months did you hunt ruffed grouse in 2006 (1995) in Vermont?



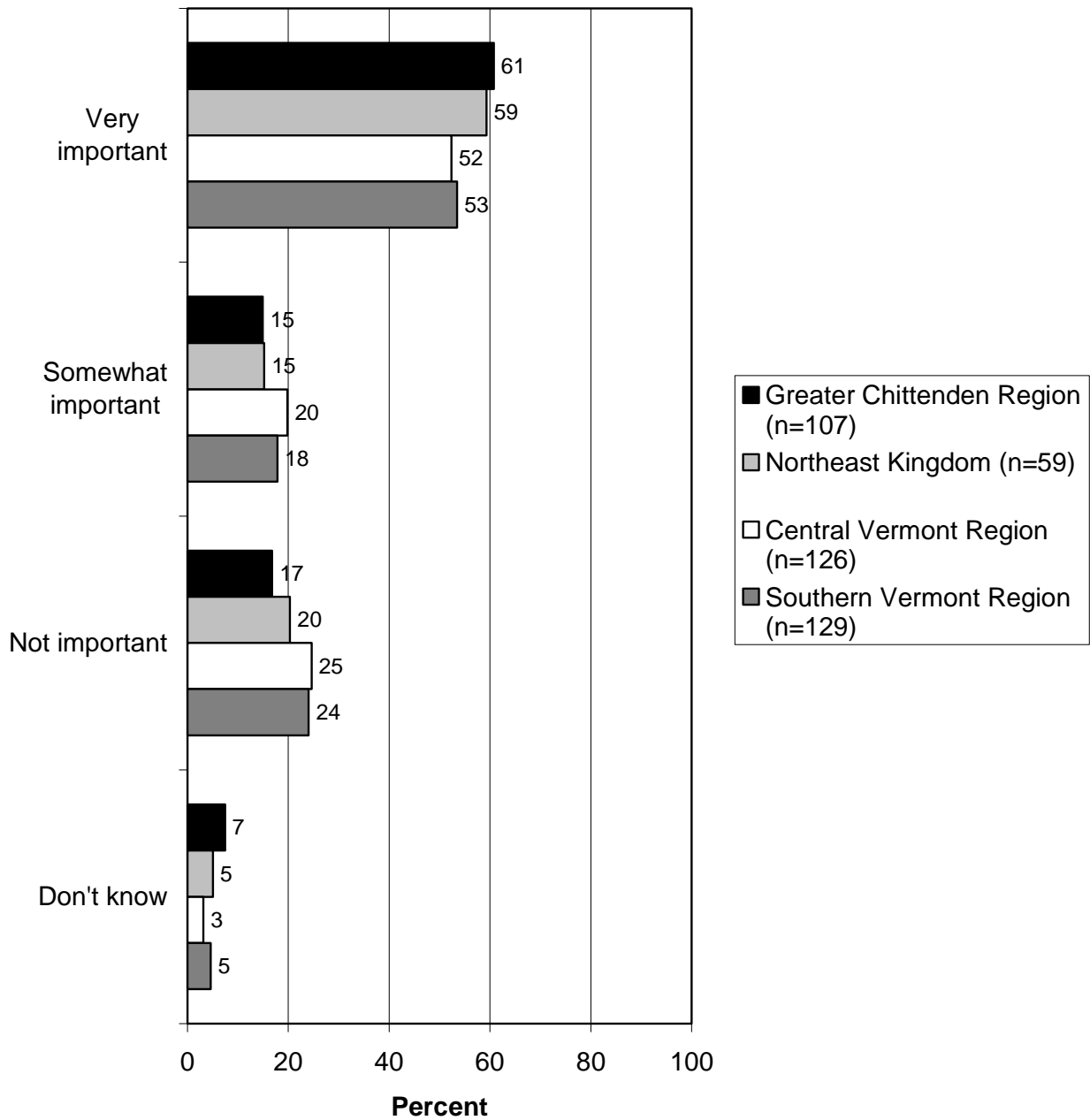
Q83. How important are public lands to your hunting experience? (Asked of those who have hunted.)



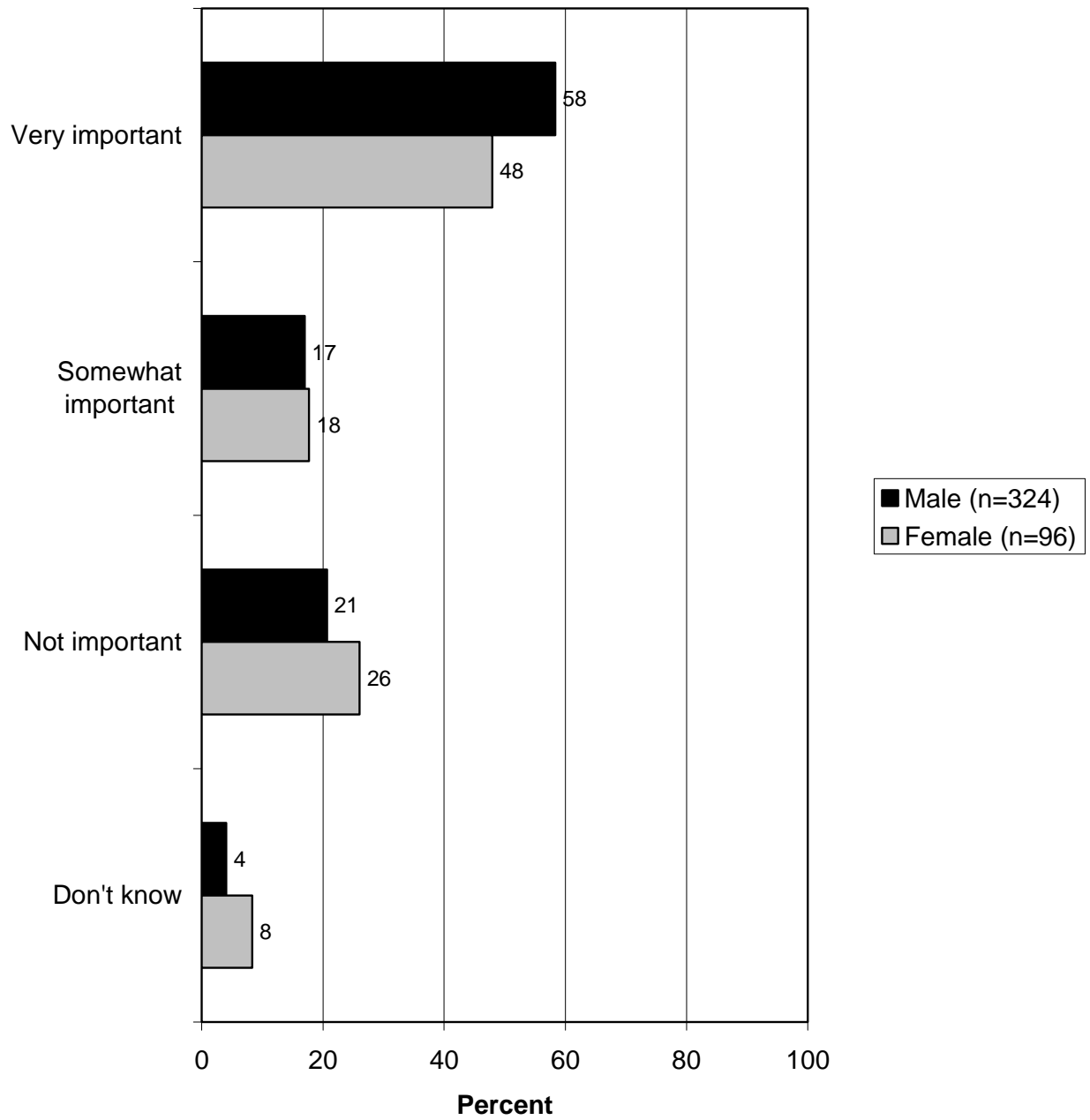
Q83. How important are public lands to your hunting experience? (Asked of those who have hunted.)



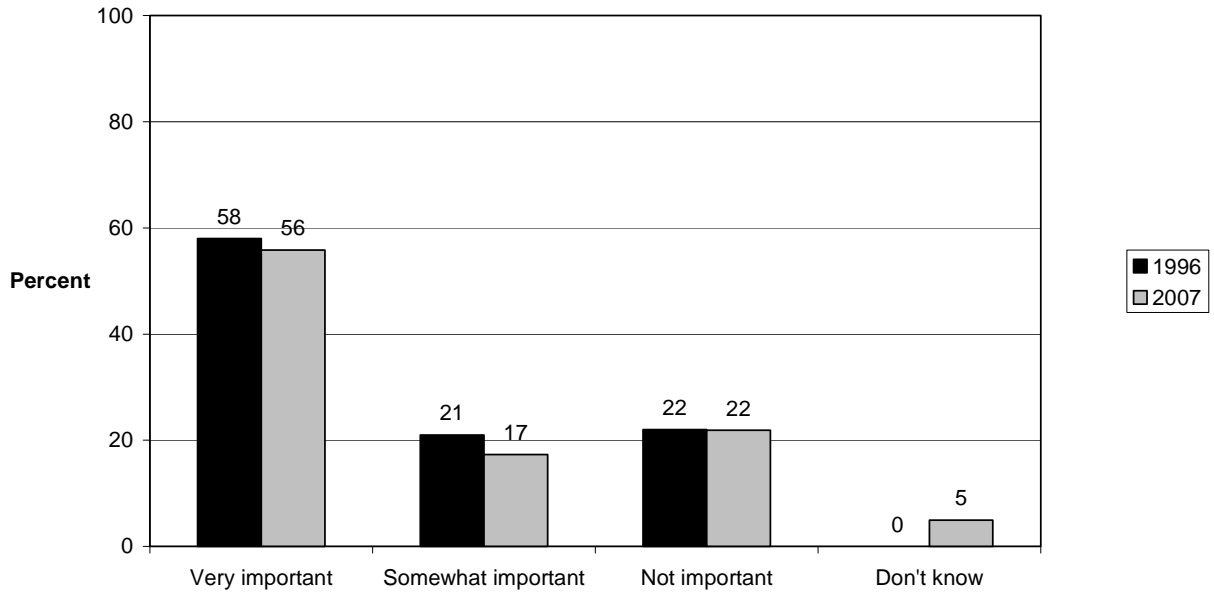
Q83. How important are public lands to your hunting experience? (Asked of those who have hunted.)



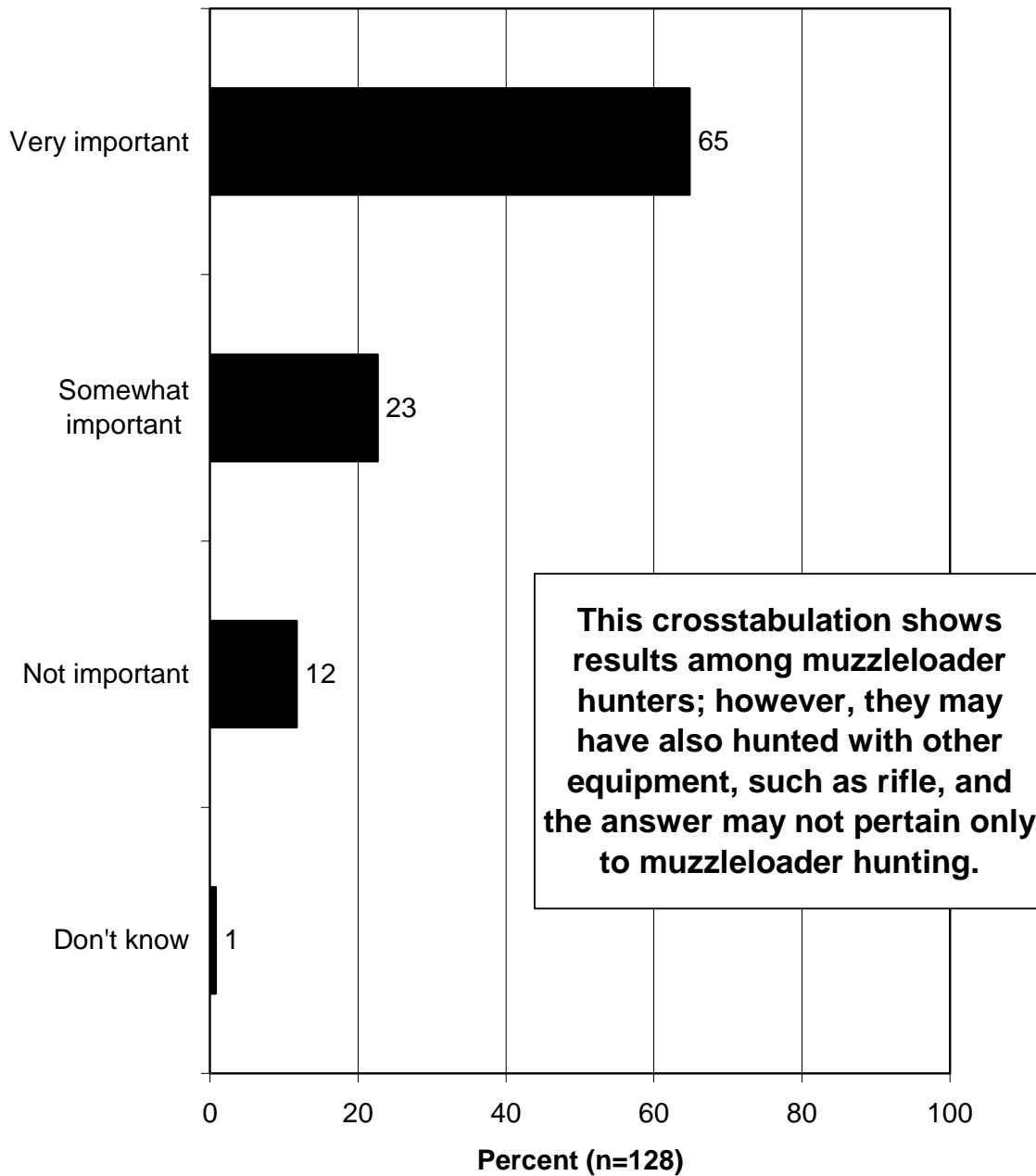
Q83. How important are public lands to your hunting experience? (Asked of those who have hunted.)



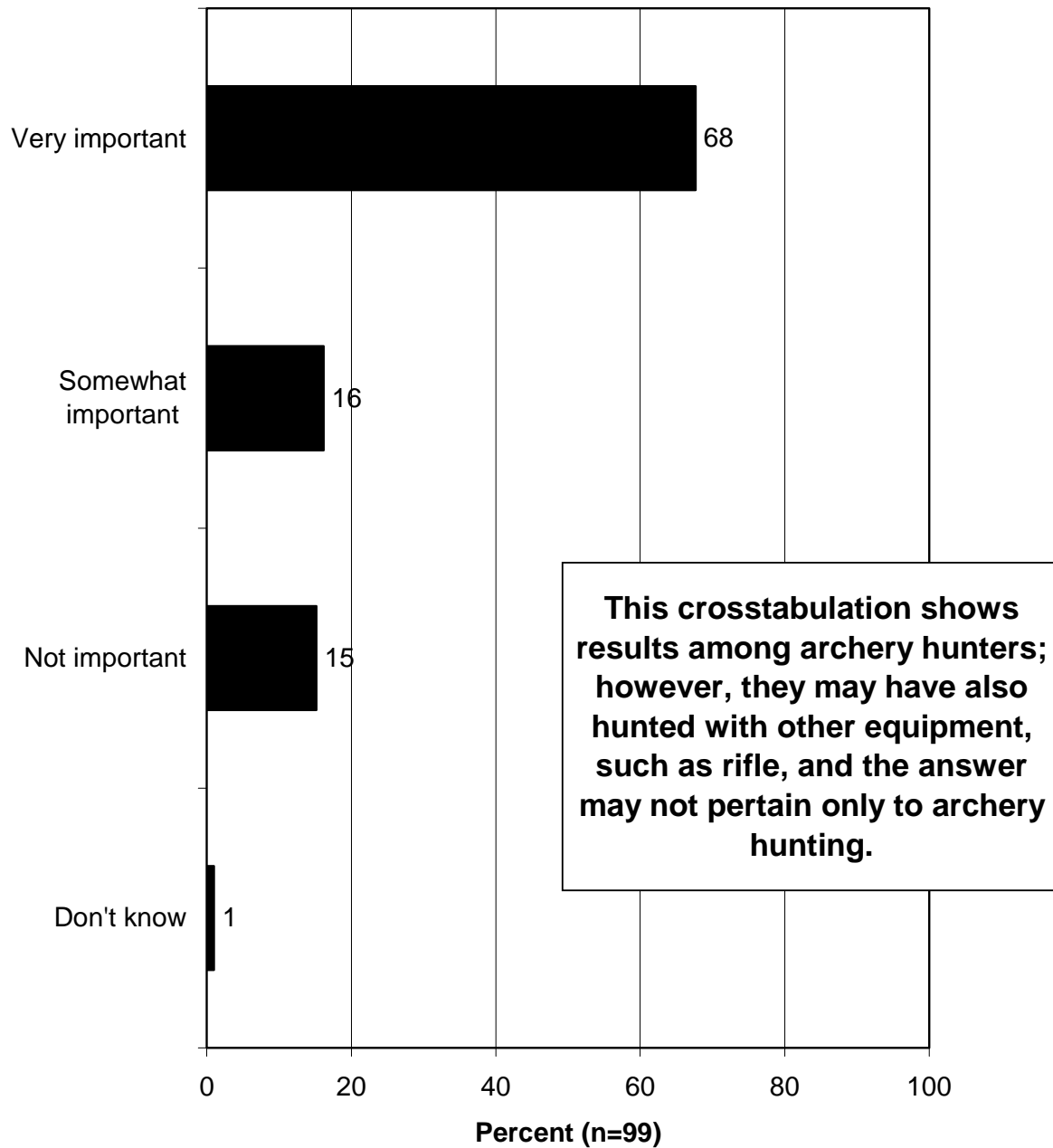
How important are public lands to your hunting experience?



Q83. How important are public lands to your hunting experience? (Among muzzleloader hunters.) (Asked of those who have hunted.)




**Q83. How important are public lands to your hunting experience? (Among archery hunters.)
(Asked of those who have hunted.)**



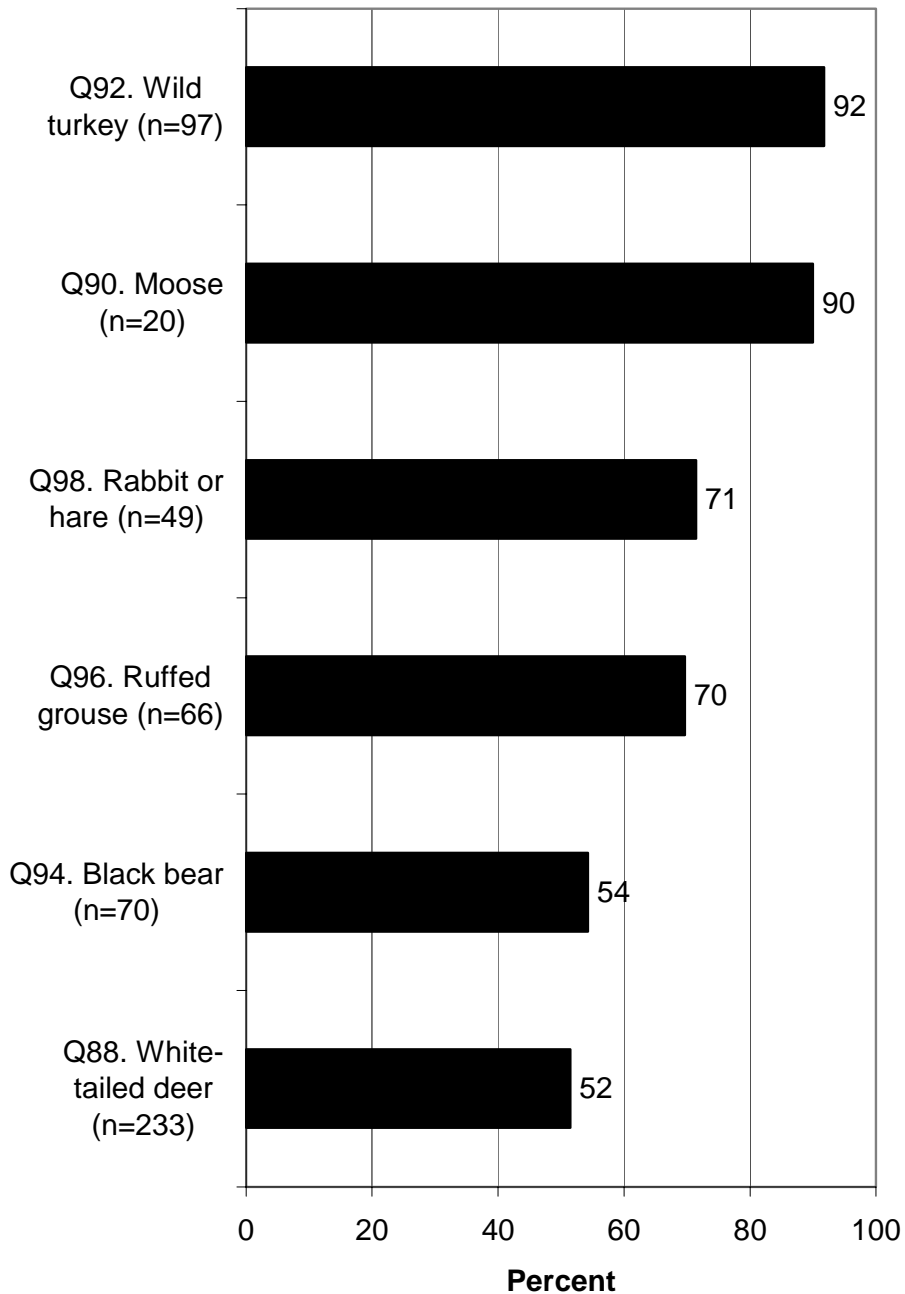
SATISFACTION WITH HUNTING

- For each species hunted, most hunters were satisfied with their hunting experiences for that species in the past 5 years (ranging from 52% satisfied to 92% satisfied). Satisfaction was quite high for wild turkey and moose (but only a small number of hunters hunted moose). The most dissatisfaction was for white-tailed deer hunting.
- Satisfaction with deer hunting was higher among Greater Chittenden Region residents and Northeast Kingdom residents than among residents of the other two regions. Otherwise, for the other species, there were not marked differences (or the sample sizes were too small in some of the regions). Note that place of residency may not necessarily be where the hunter actually hunted.
 - Note that too few women hunted moose, ruffed grouse, or rabbit/hare for meaningful results, and these graphs broken down by gender are not shown.
 - Satisfaction with deer hunting has declined markedly from 1996 to 2007: in 1996, 87% of deer hunters were satisfied with their deer hunting, while in 2007, only 51% were satisfied. In particular, those who were *very* satisfied declined sharply since 1996.
 - Satisfaction with black bear hunting has declined markedly from 1996 to 2007: in 1996, 75% of bear hunters were satisfied with their bear hunting, while in 2007, only 54% were satisfied. In particular, those who were *very* satisfied declined sharply since 1996.
 - Satisfaction with ruffed grouse hunting has declined markedly from 1996 to 2007: in 1996, 88% of ruffed grouse hunters were satisfied with their ruffed grouse hunting, while in 2007, only 70% were satisfied. In particular, those who were *very* satisfied declined sharply since 1996.
 - A crosstabulation was run of satisfaction with deer hunting and black bear hunting among those who used muzzleloaders and those who used archery equipment. Satisfaction with deer hunting was slightly higher among archery hunters than among hunters as a whole (satisfaction among muzzleloader hunters was about the same as among hunters as a whole). Results regarding satisfaction with black bear hunting were not markedly different.

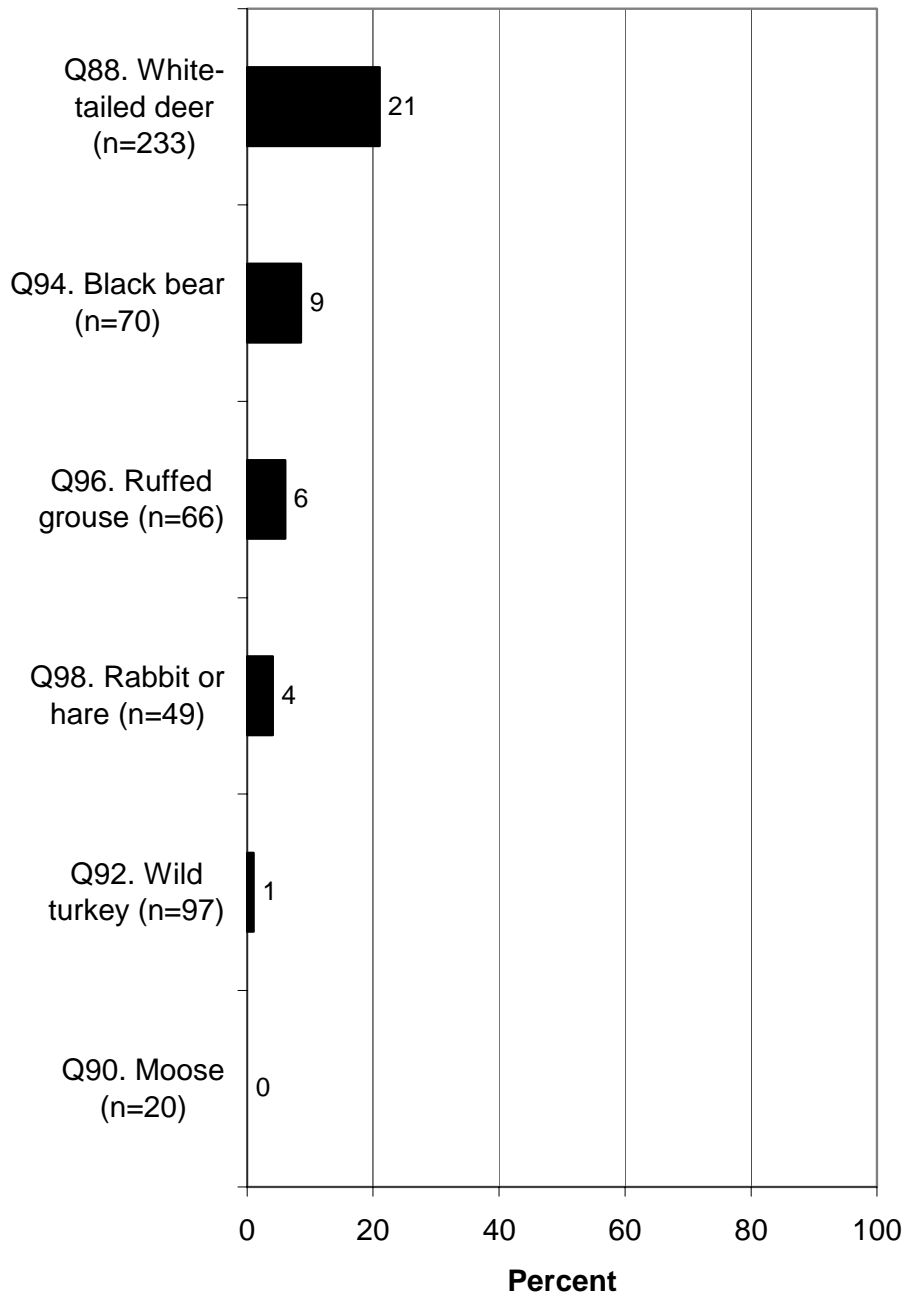
Q88, 90, 92, 94, 96, and 98. Percent who were very satisfied with their hunting experiences for the following species.




Q88, 90, 92, 94, 96, and 98. Percent who were very or somewhat satisfied with their hunting experiences for the following species.



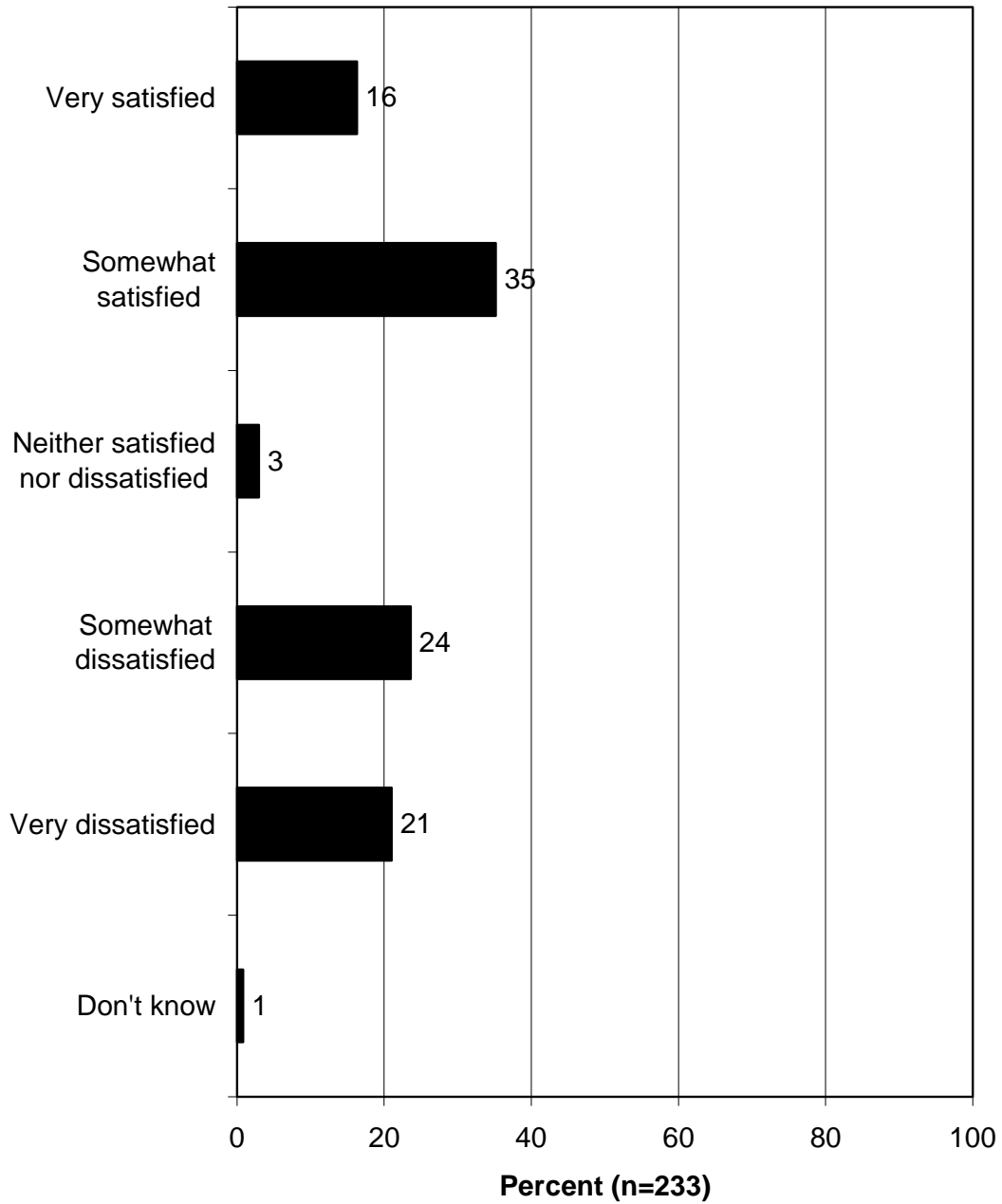
Q88, 90, 92, 94, 96, and 98. Percent who were very dissatisfied with their hunting experiences for the following species.



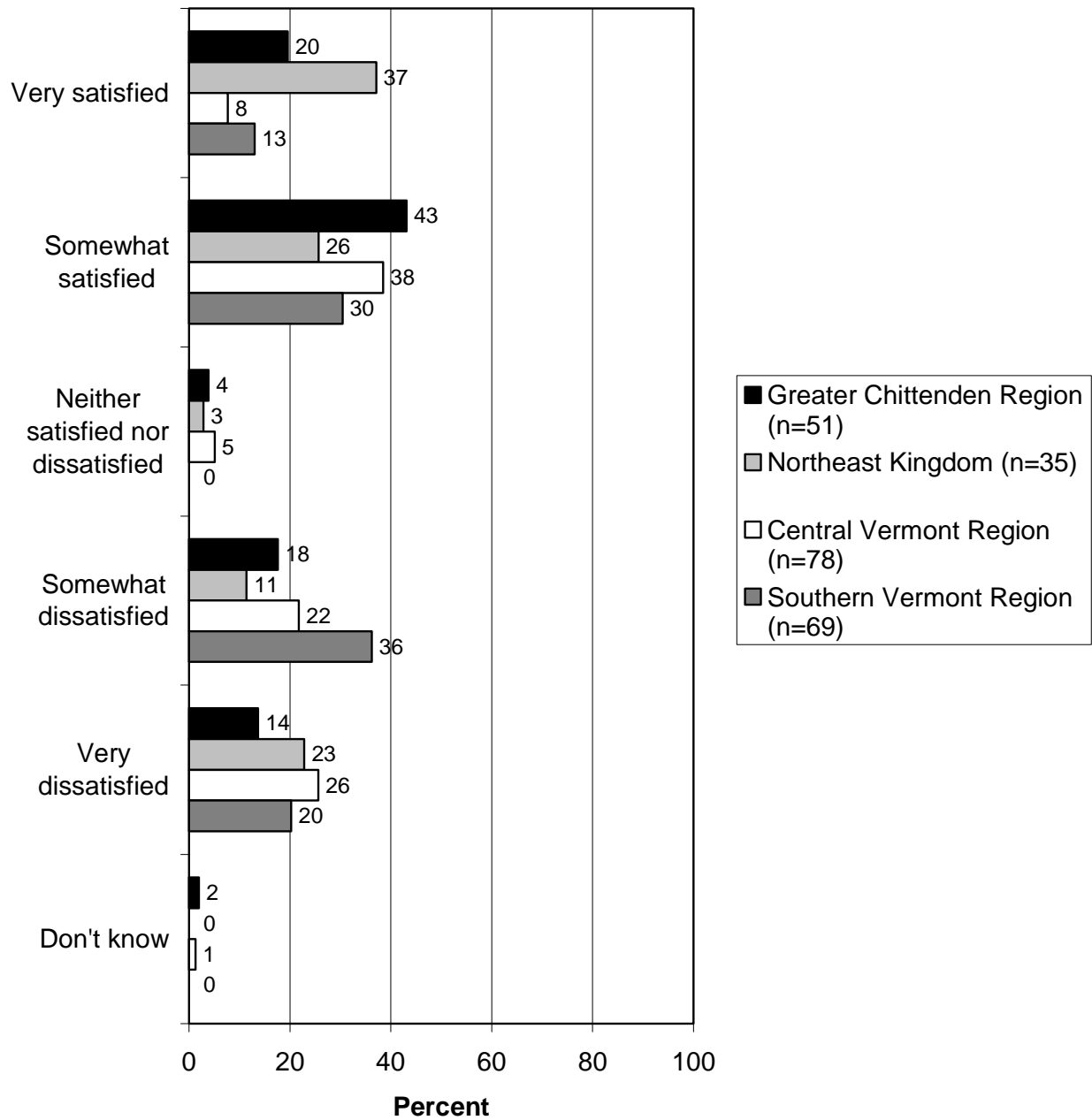
Q88, 90, 92, 94, 96, and 98. Percent who were very or somewhat dissatisfied with their hunting experiences for the following species.



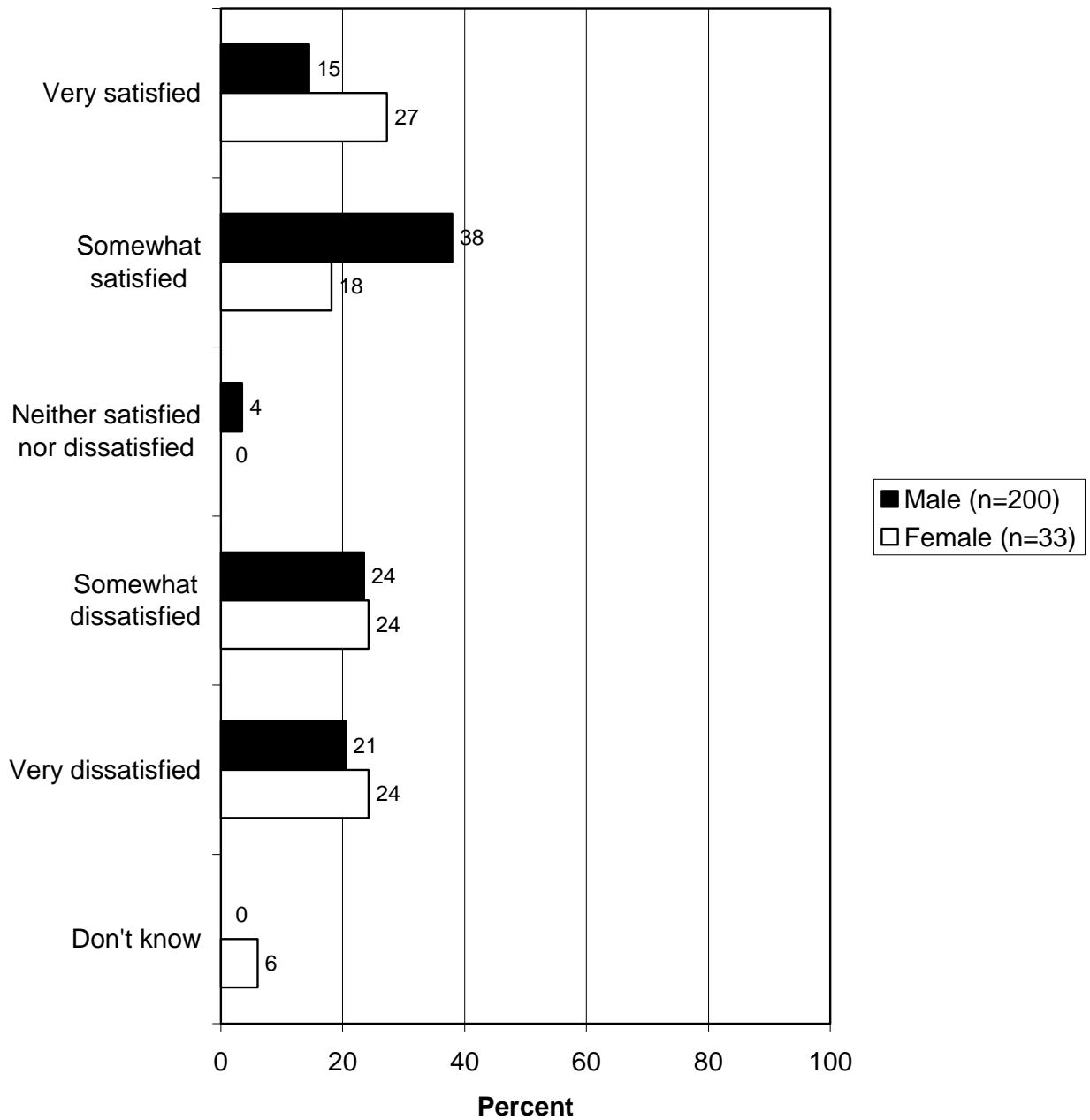
**Q88. How satisfied are you with your white-tailed deer hunting experience in Vermont over the past 5 years?
(Asked of those who have hunted white-tailed deer in Vermont.)**



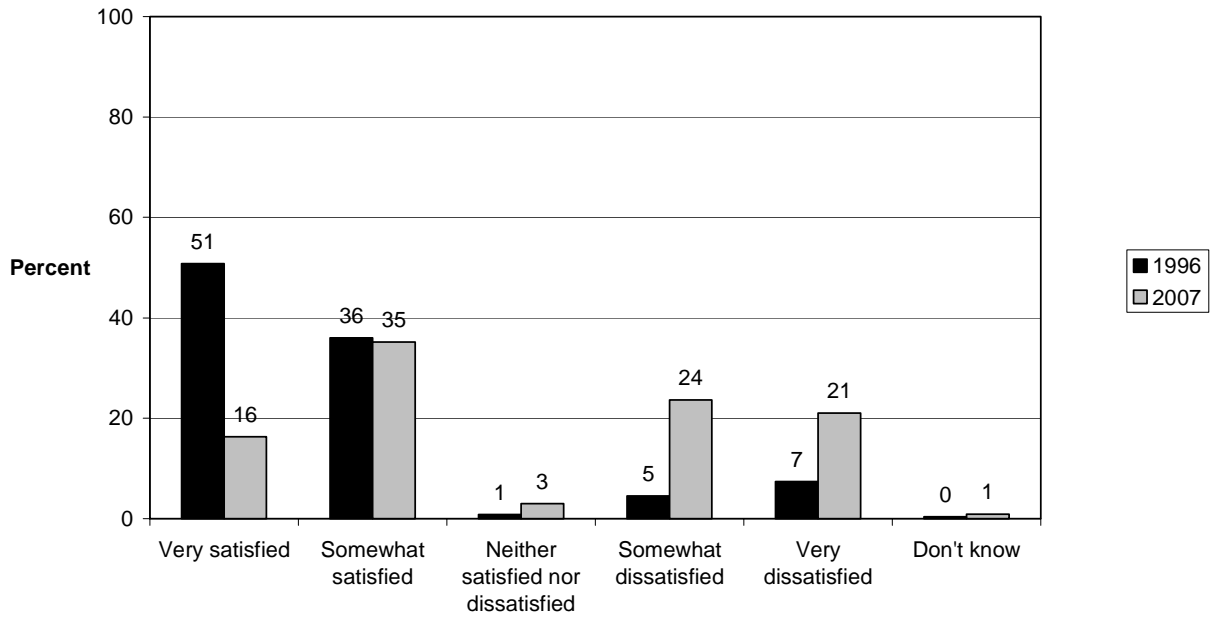
Q88. How satisfied are you with your white-tailed deer hunting experience in Vermont over the past 5 years? (Asked of those who have hunted white-tailed deer in Vermont.)



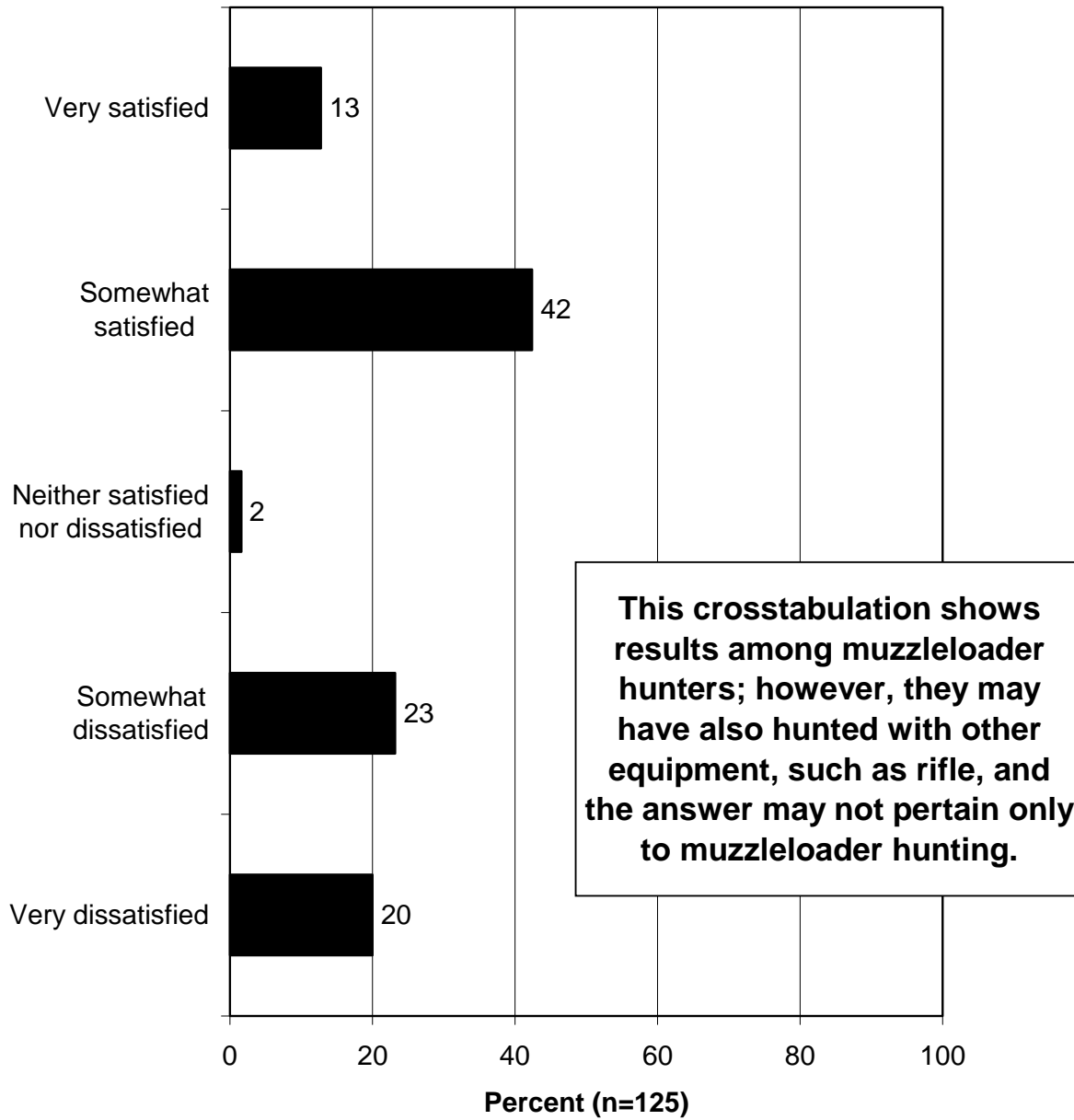
**Q88. How satisfied are you with your white-tailed deer hunting experience in Vermont over the past 5 years?
(Asked of those who have hunted white-tailed deer in Vermont.)**



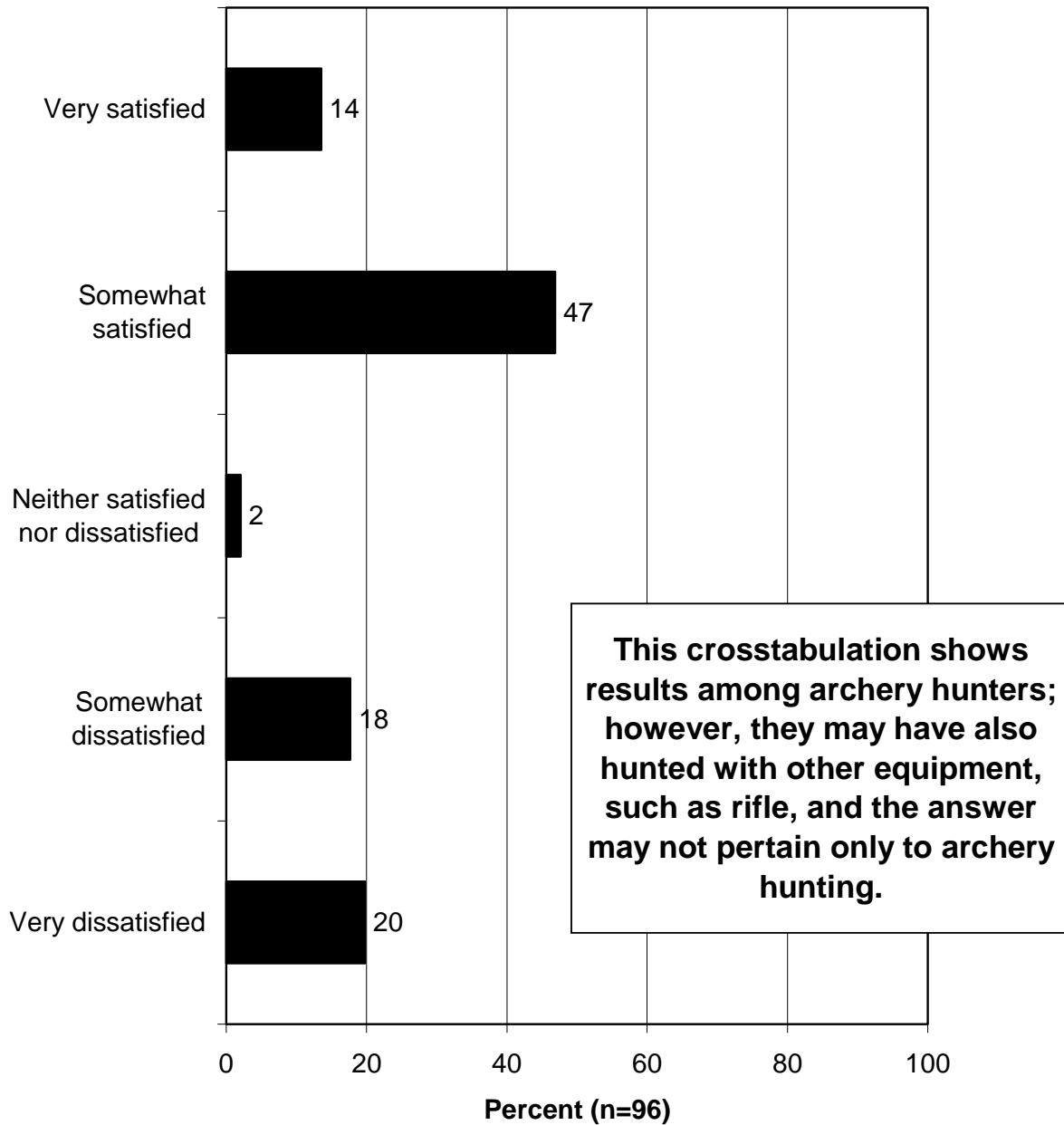
How satisfied are you with your white-tailed deer hunting experience in Vermont over the past 5 years? (Asked of those who have hunted white-tailed deer in Vermont.)



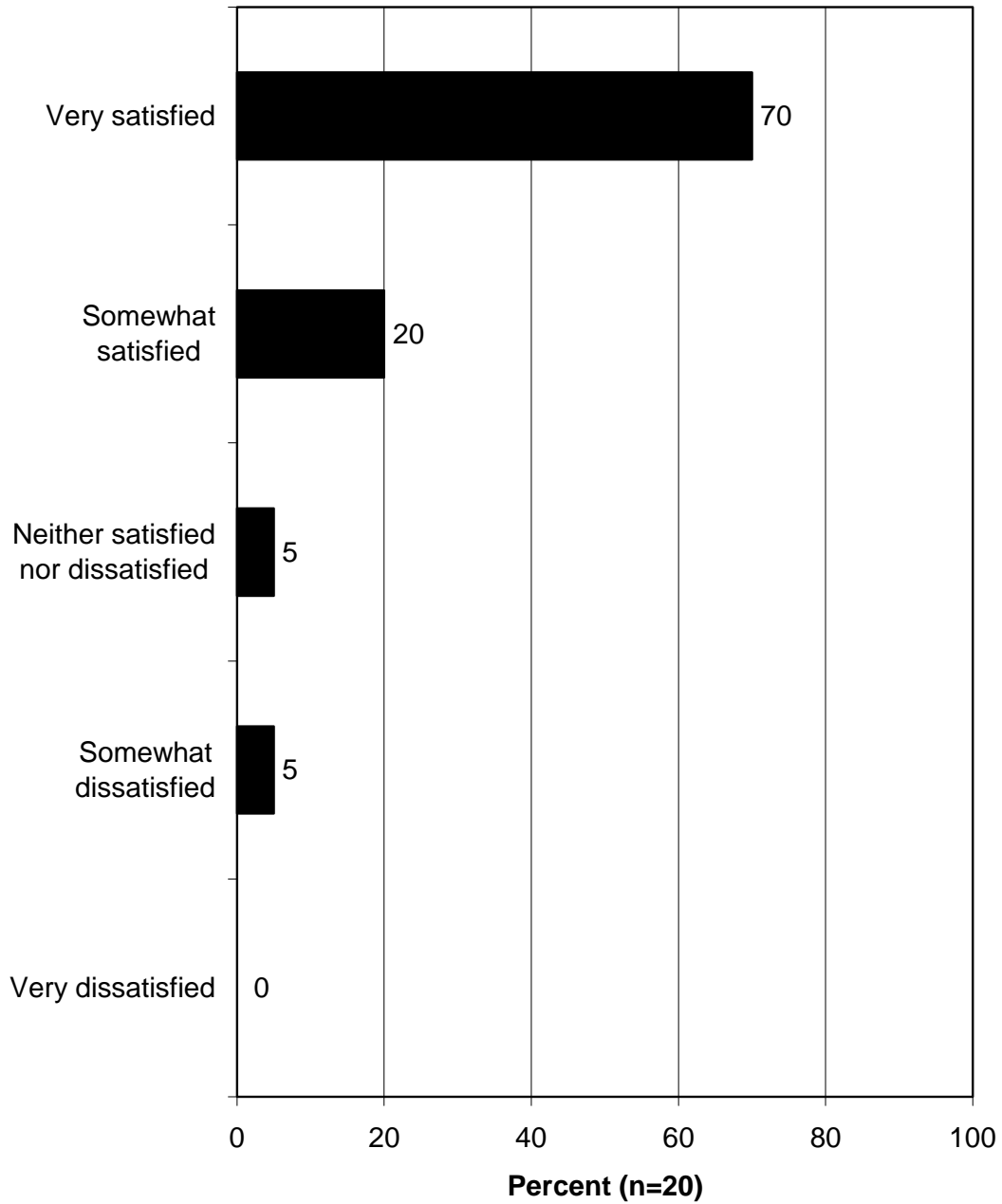
Q88. How satisfied are you with your white-tailed deer hunting experience in Vermont over the past 5 years? (Among muzzleloader hunters.) (Asked of those who have hunted white-tailed deer in Vermont.)



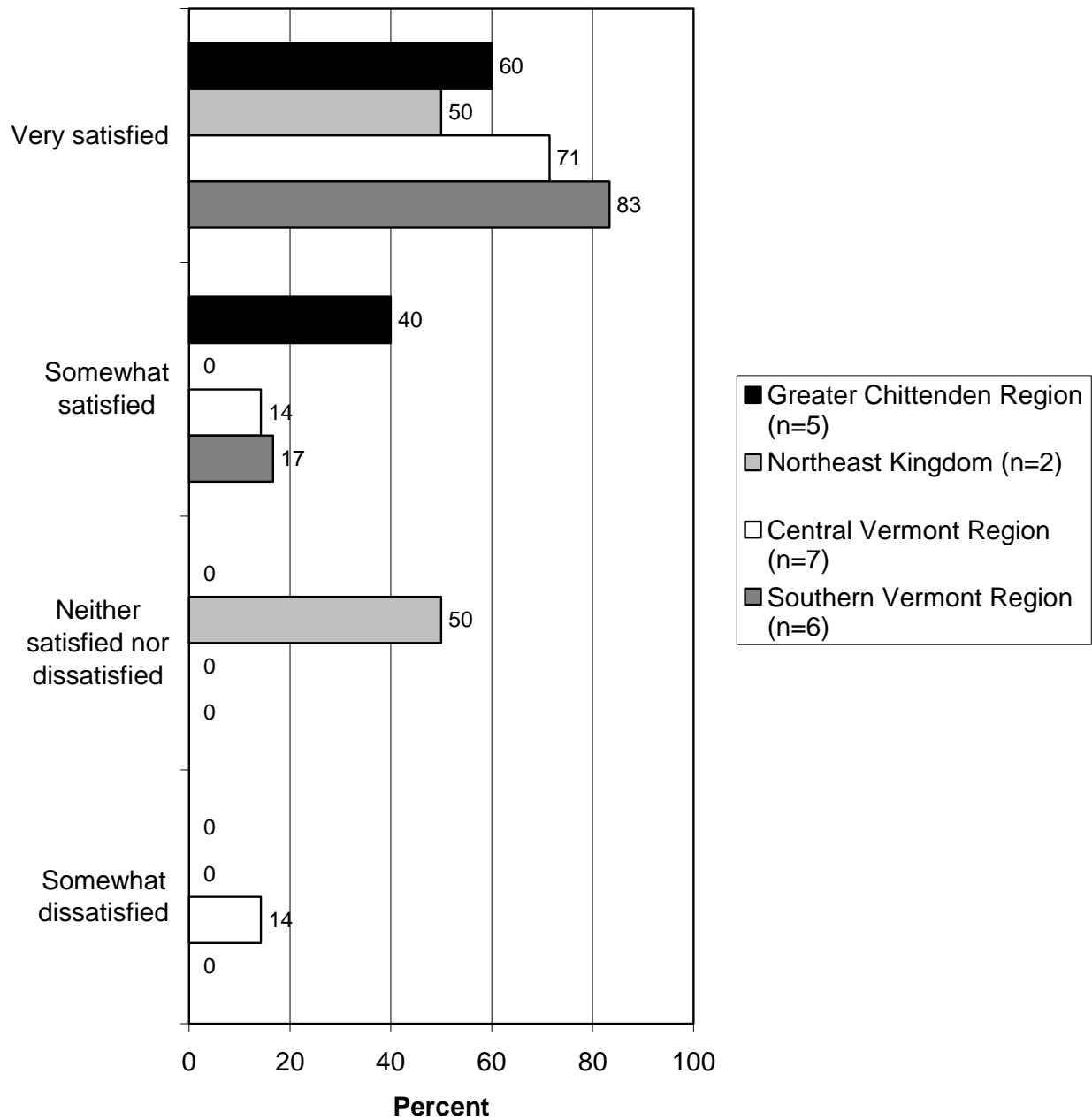
Q88. How satisfied are you with your white-tailed deer hunting experience in Vermont over the past 5 years? (Among archery hunters.) (Asked of those who have hunted white-tailed deer in Vermont.)



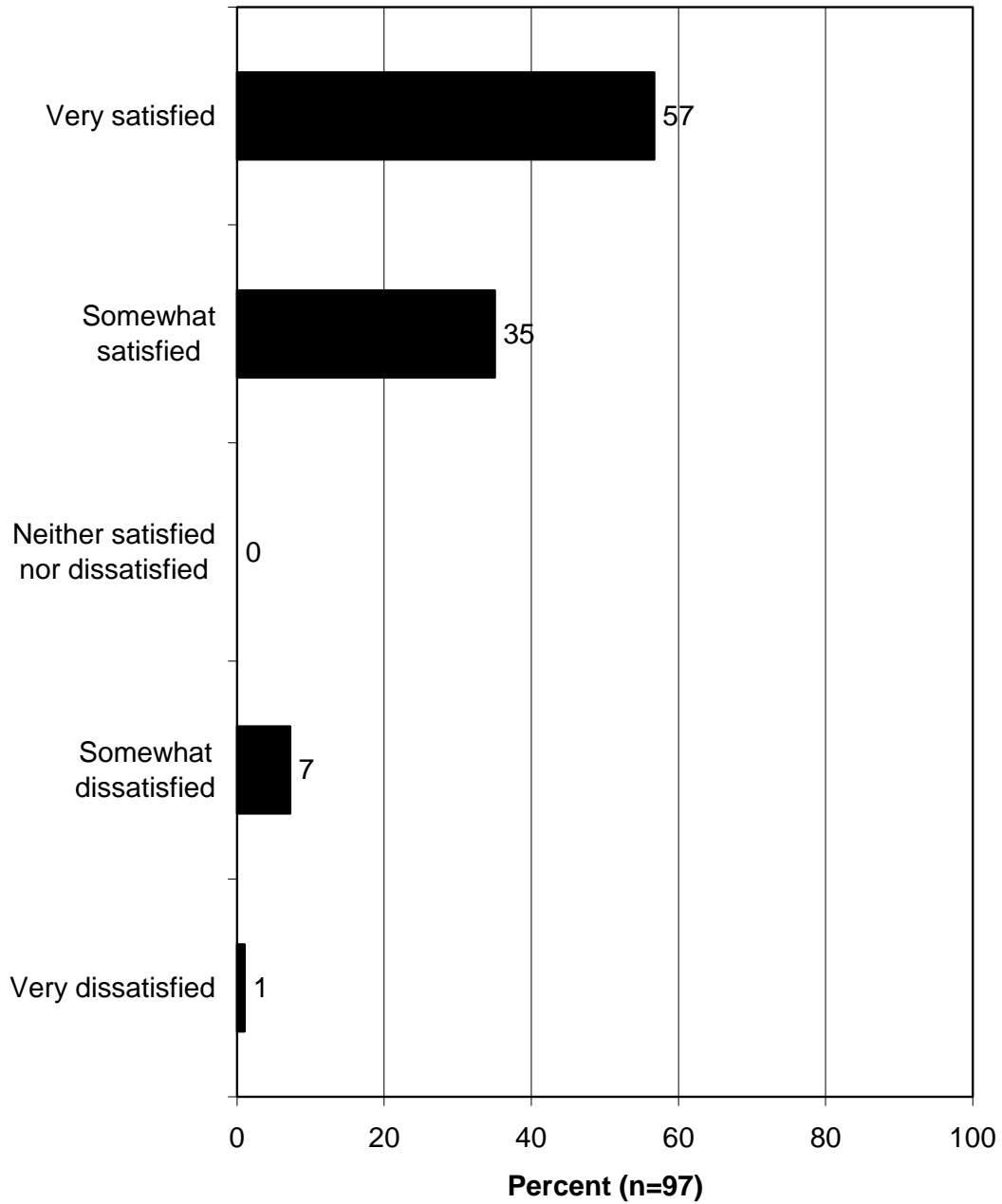
Q90. How satisfied are you with your moose hunting experience in Vermont over the past 5 years? (Asked of those who have hunted moose in Vermont.)



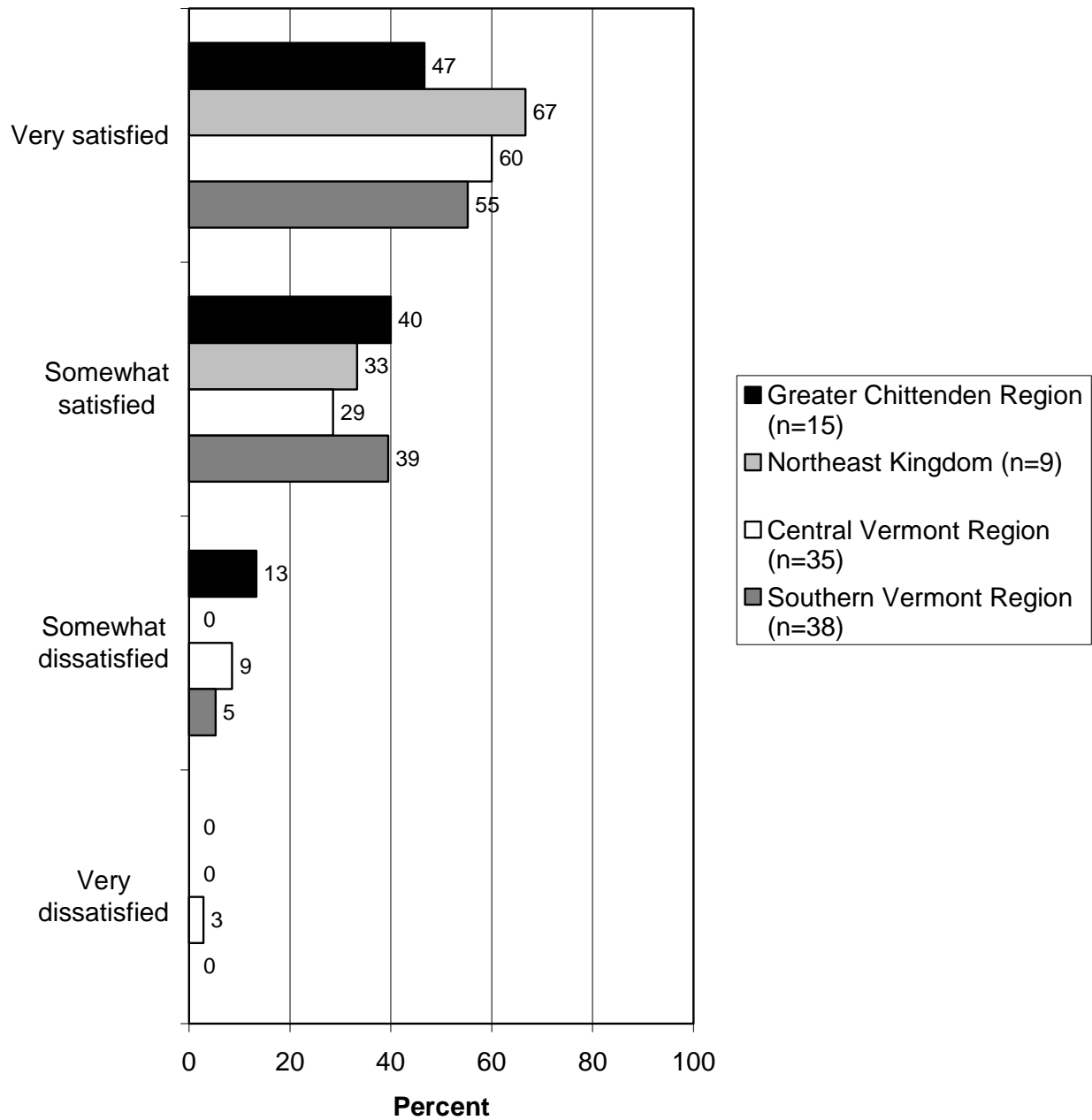
Q90. How satisfied are you with your moose hunting experience in Vermont over the past 5 years? (Asked of those who have hunted moose in Vermont.)



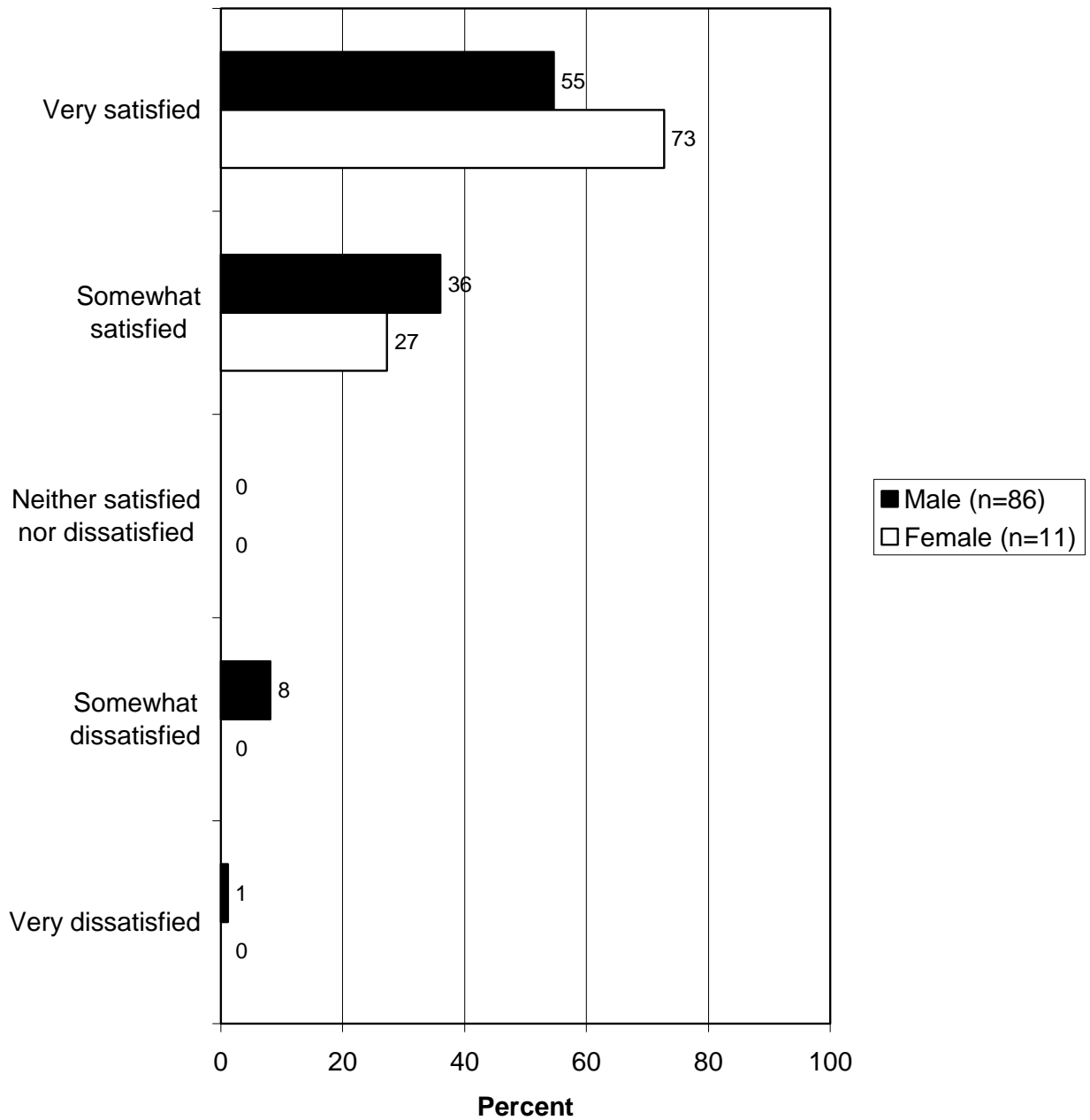
**Q92. How satisfied are you with your wild turkey hunting experience in Vermont over the past 5 years?
(Asked of those who have hunted turkey in Vermont.)**



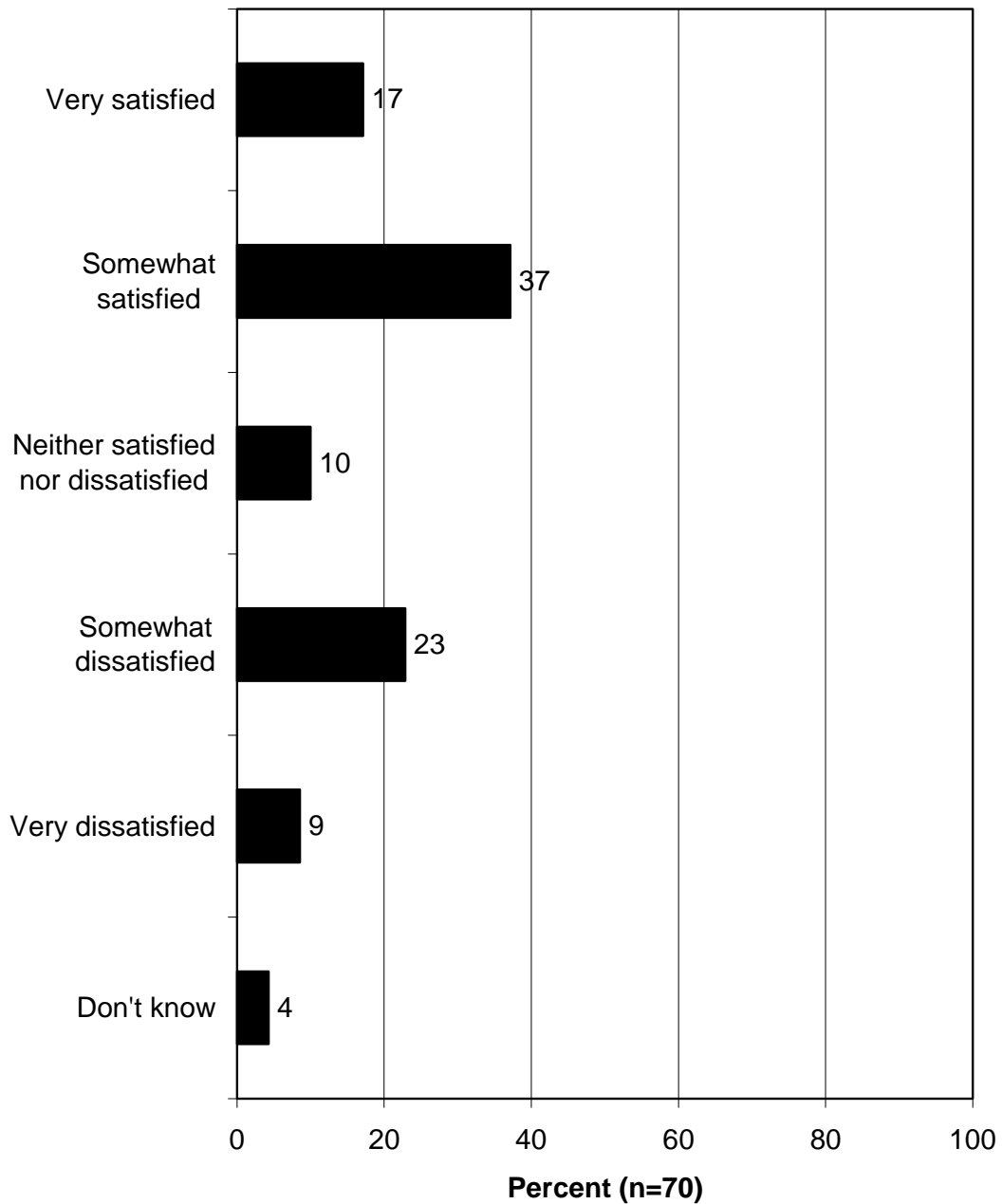
**Q92. How satisfied are you with your wild turkey hunting experience in Vermont over the past 5 years?
(Asked of those who have hunted turkey in Vermont.)**



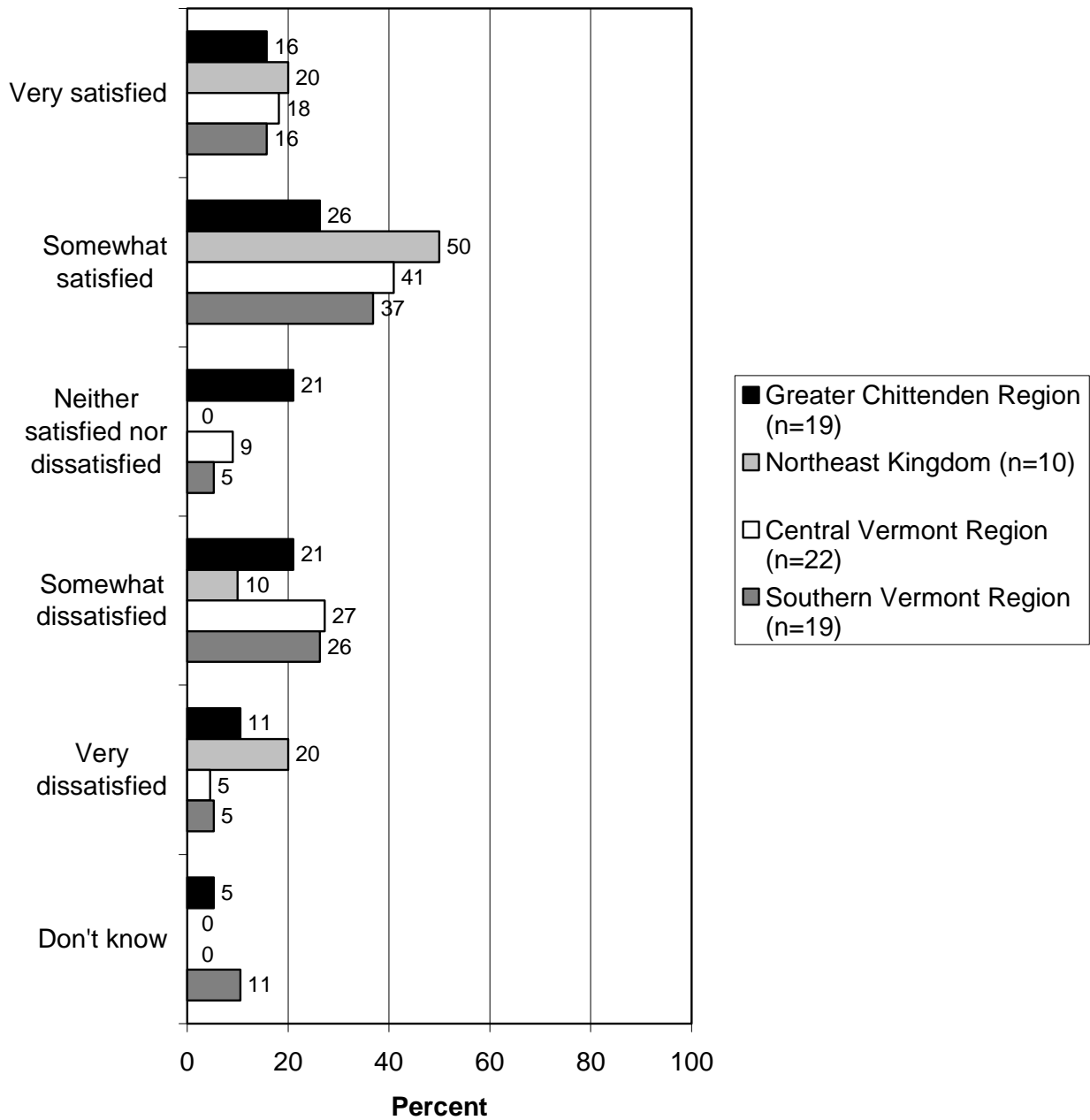
**Q92. How satisfied are you with your wild turkey hunting experience in Vermont over the past 5 years?
(Asked of those who have hunted turkey in Vermont.)**



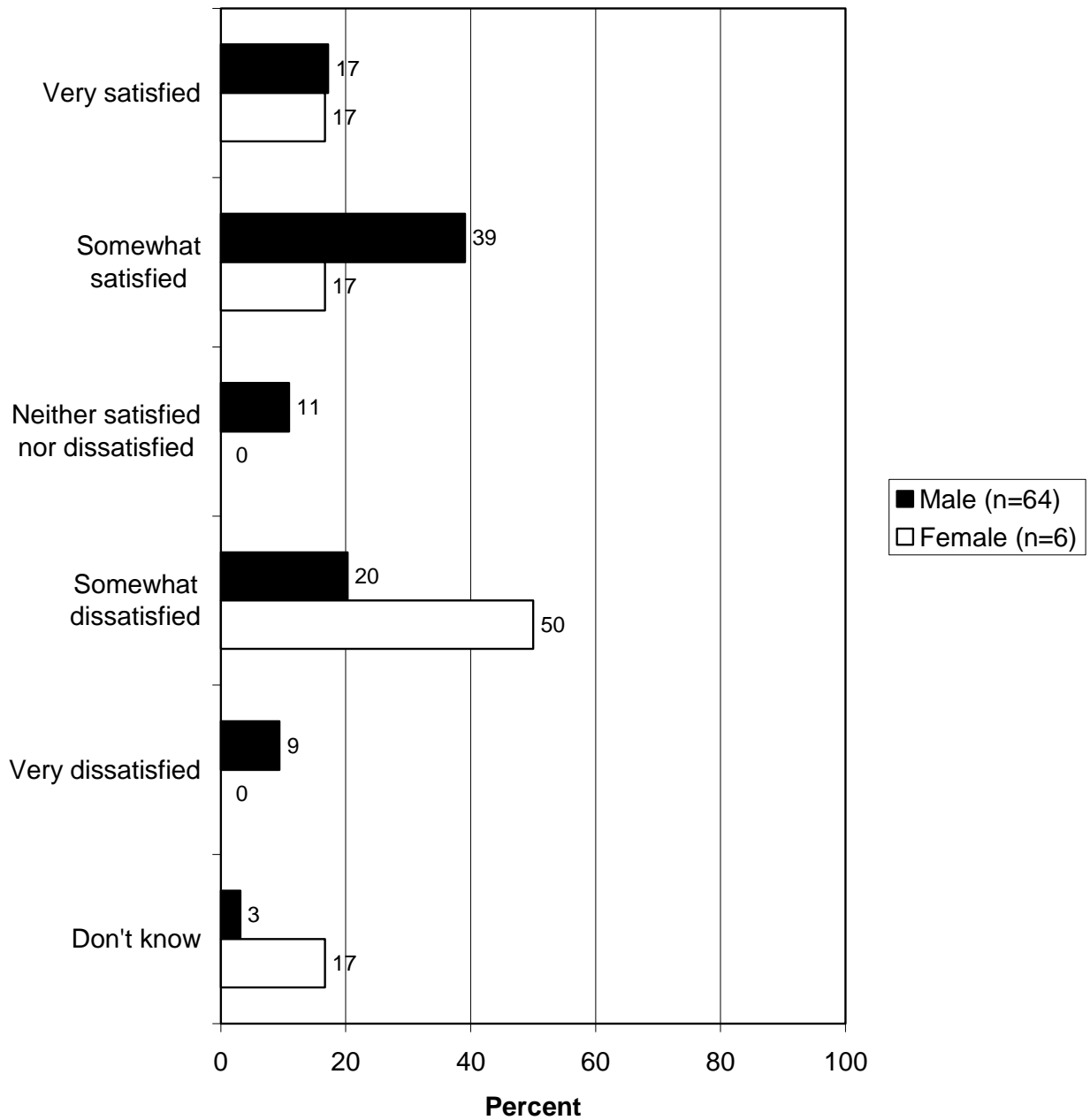
**Q94. How satisfied are you with your black bear hunting experience in Vermont over the past 5 years?
(Asked of those who have hunted black bear in Vermont.)**



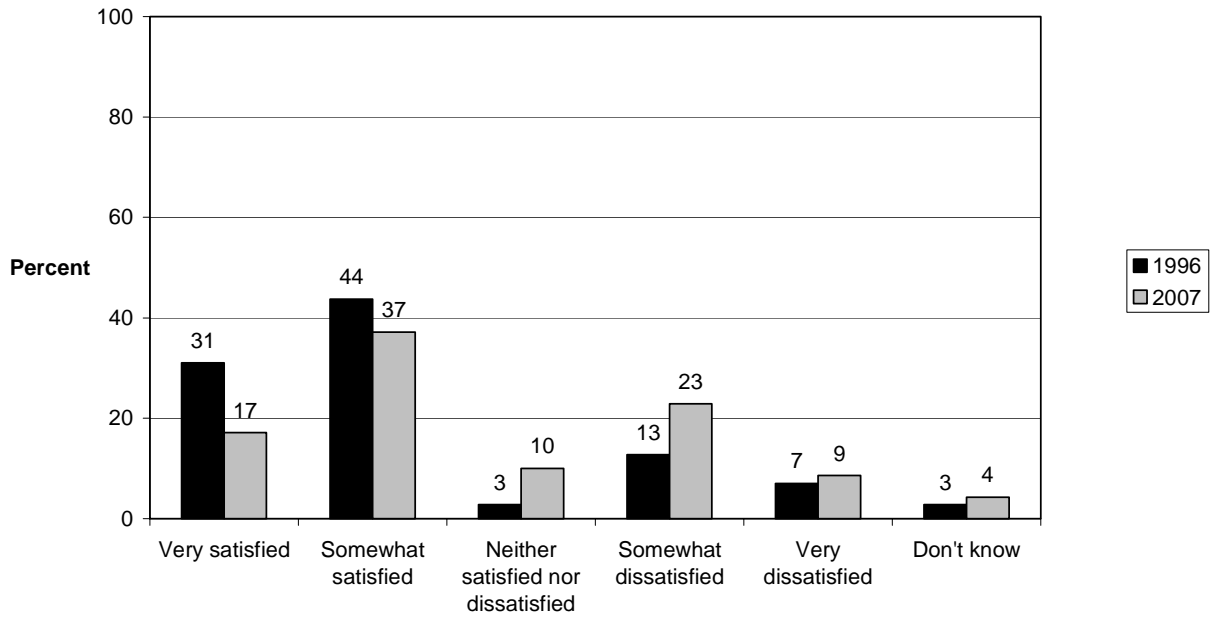
**Q94. How satisfied are you with your black bear hunting experience in Vermont over the past 5 years?
(Asked of those who have hunted black bear in Vermont.)**



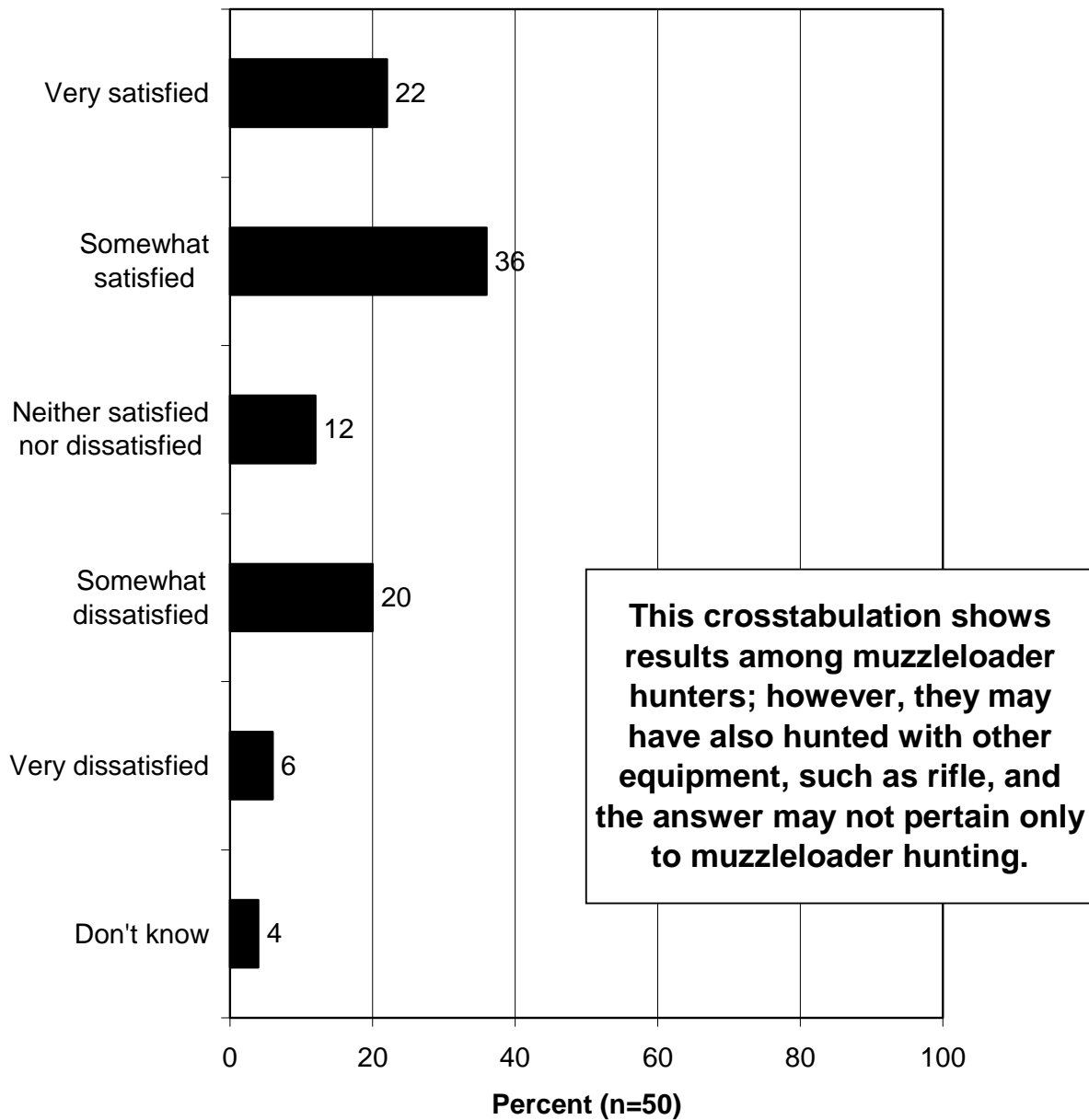
**Q94. How satisfied are you with your black bear hunting experience in Vermont over the past 5 years?
(Asked of those who have hunted black bear in Vermont.)**



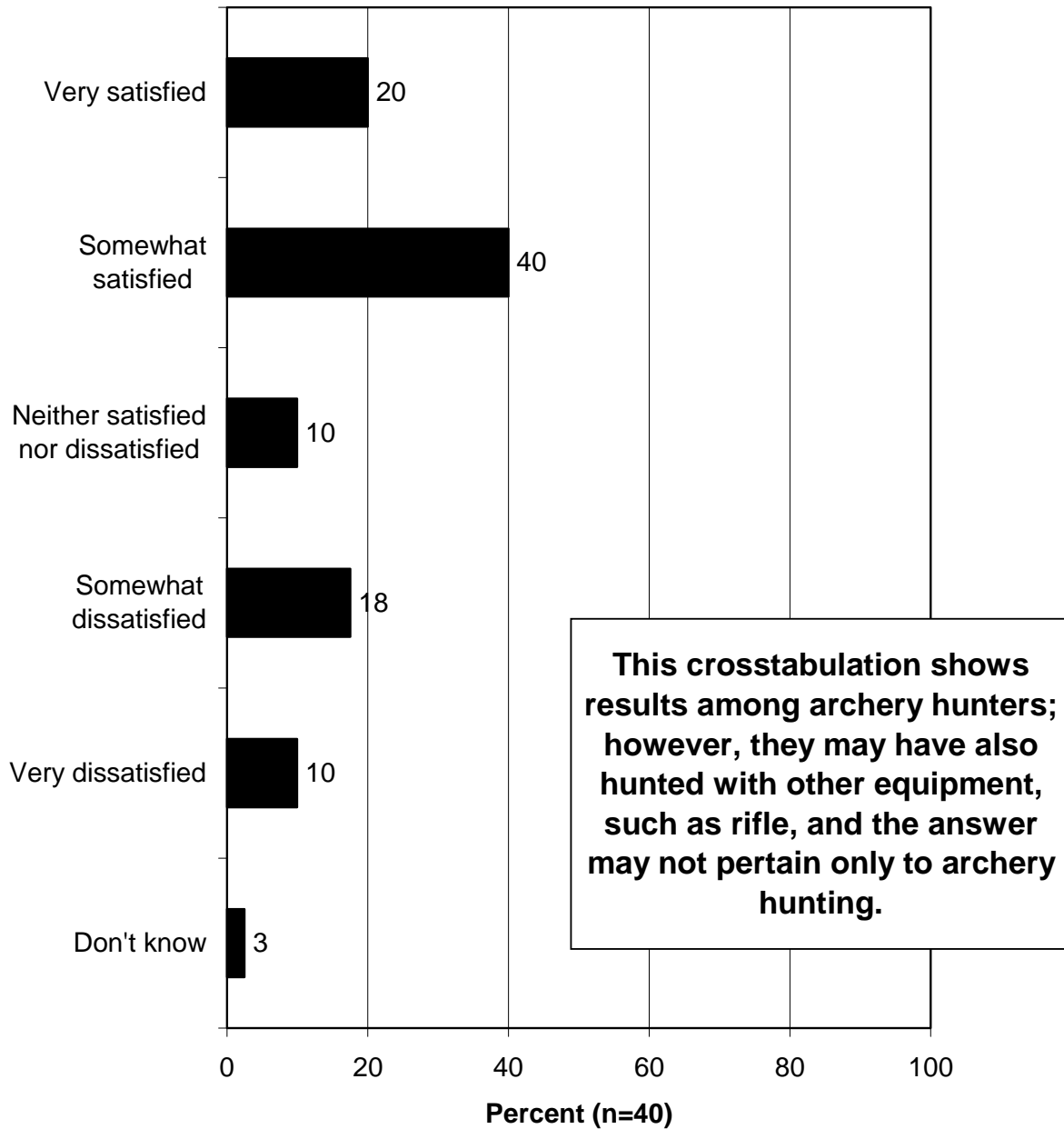
How satisfied are you with your black bear hunting experience in Vermont over the past 5 years? (Asked of those who have hunted black bear in Vermont.)



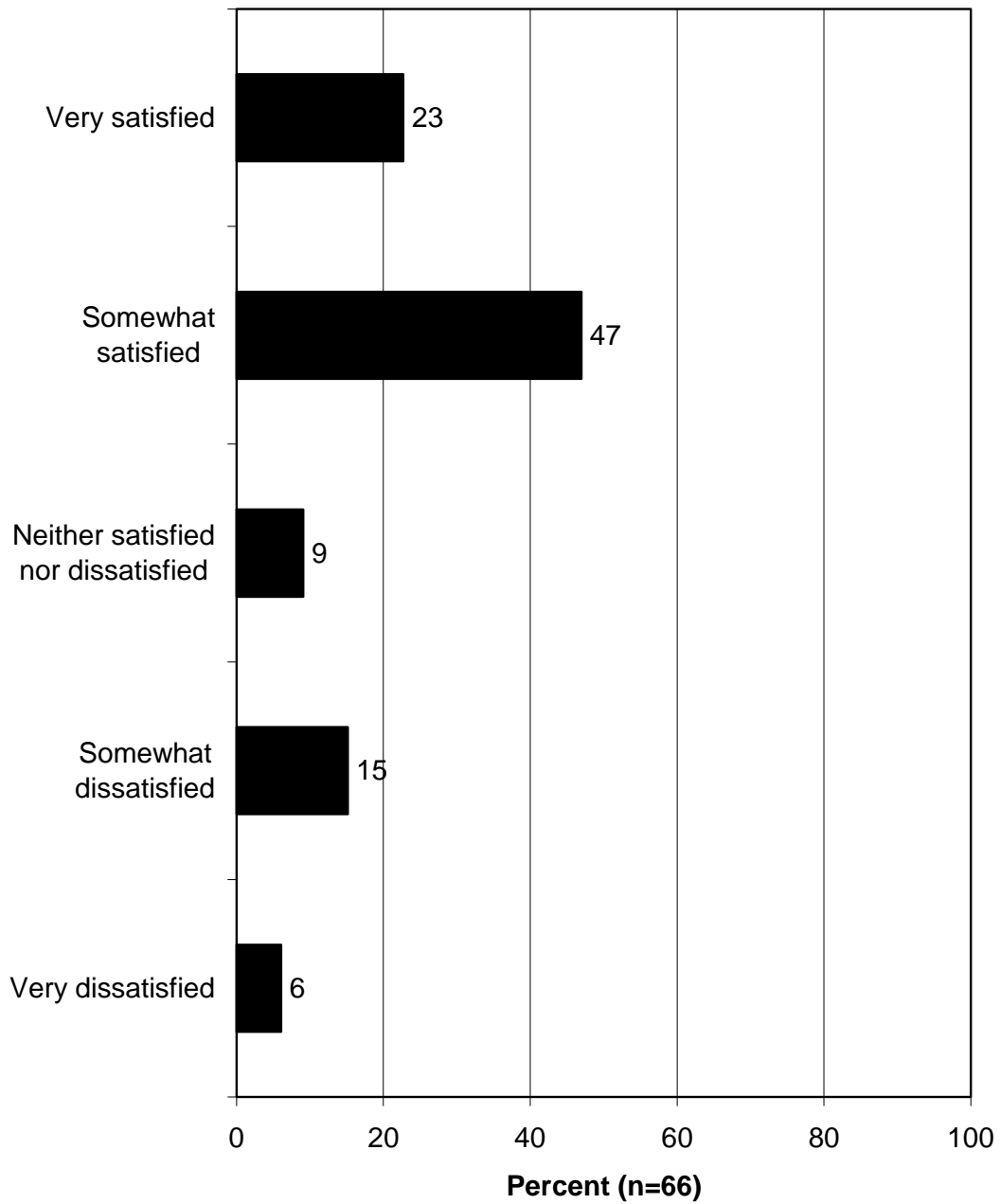
Q94. How satisfied are you with your black bear hunting experience in Vermont over the past 5 years? (Among muzzleloader hunters.) (Asked of those who have hunted black bear in Vermont.)



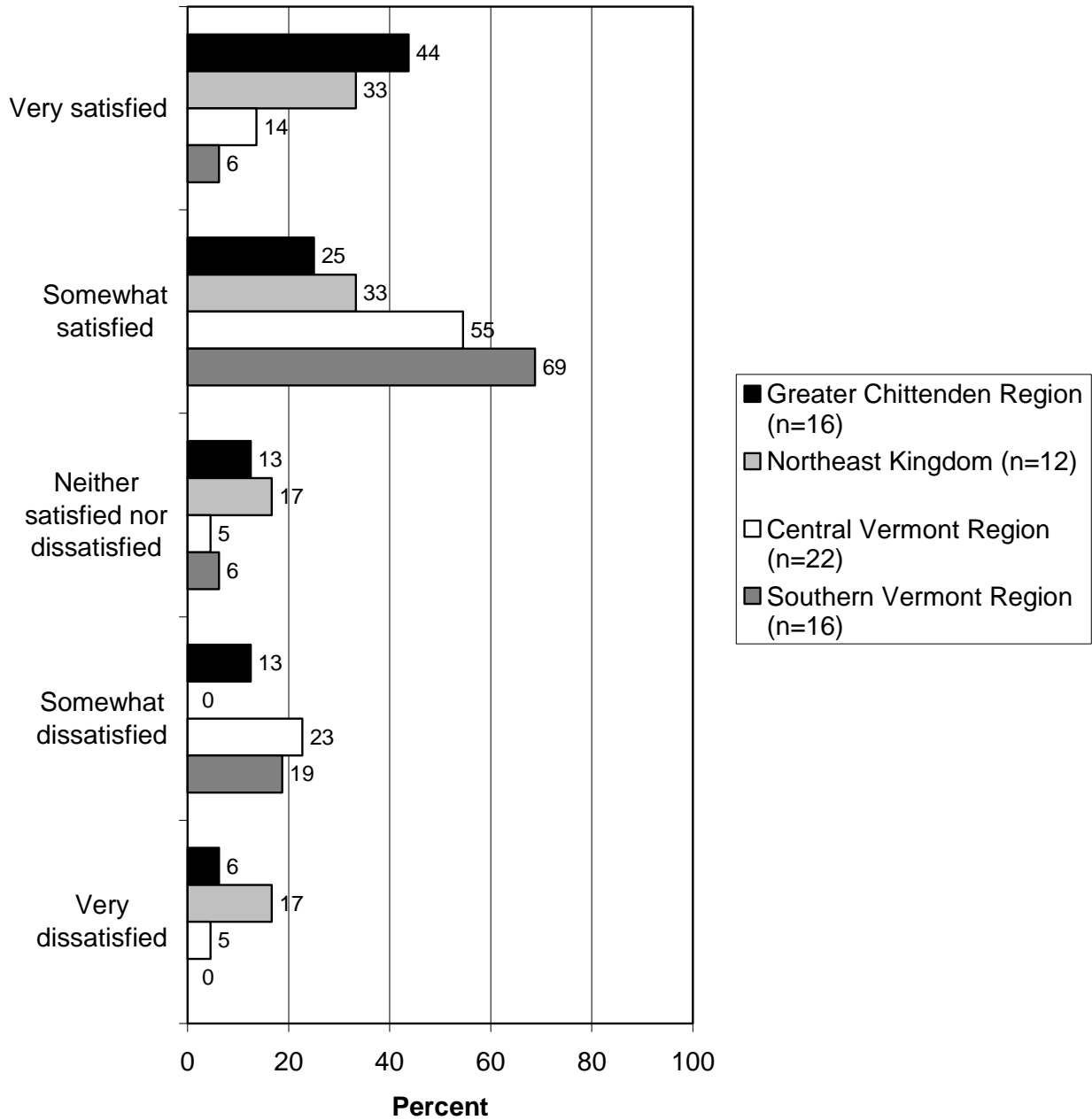
Q94. How satisfied are you with your black bear hunting experience in Vermont over the past 5 years? (Among archery hunters.) (Asked of those who have hunted black bear in Vermont.)



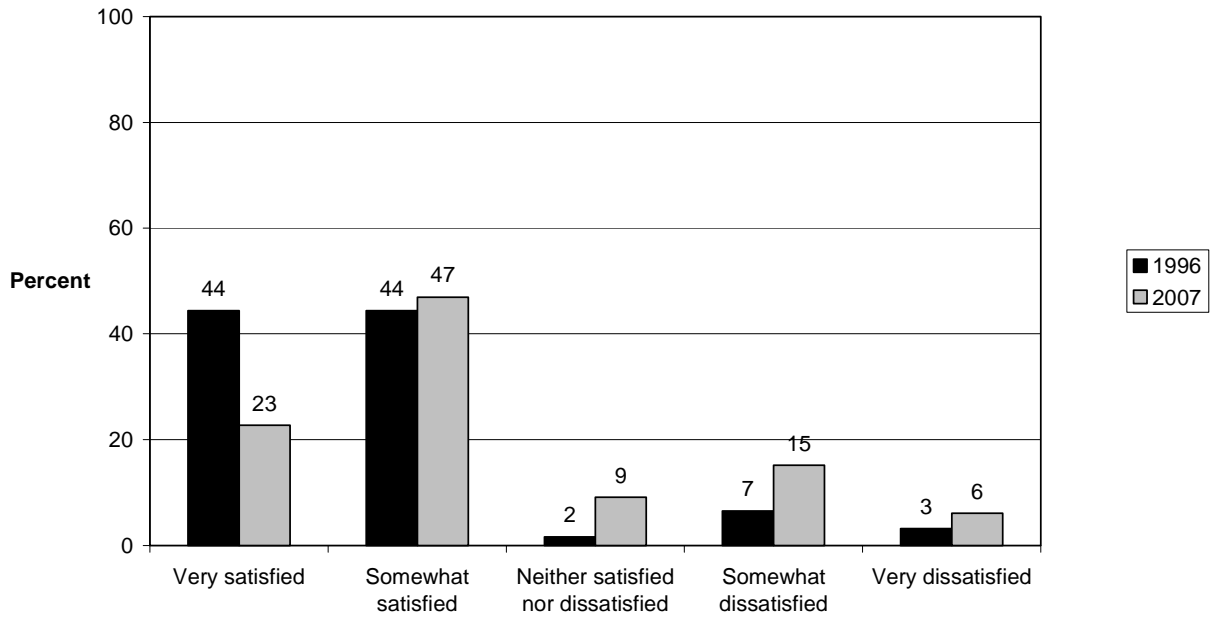
**Q96. How satisfied are you with your ruffed grouse hunting experience in Vermont over the past 5 years?
(Asked of those who have hunted ruffed grouse in Vermont.)**



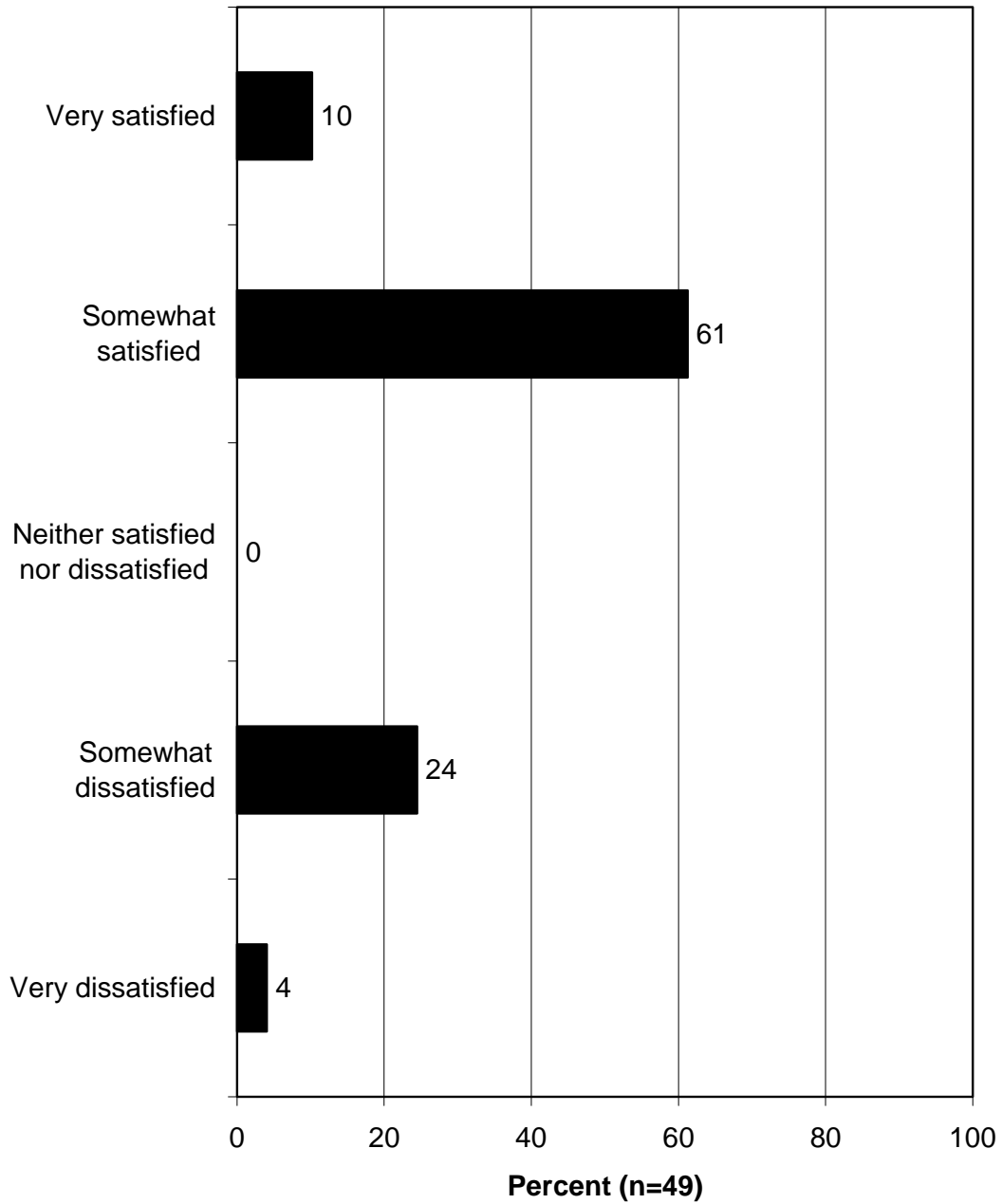
**Q96. How satisfied are you with your ruffed grouse hunting experience in Vermont over the past 5 years?
(Asked of those who have hunted ruffed grouse in Vermont.)**



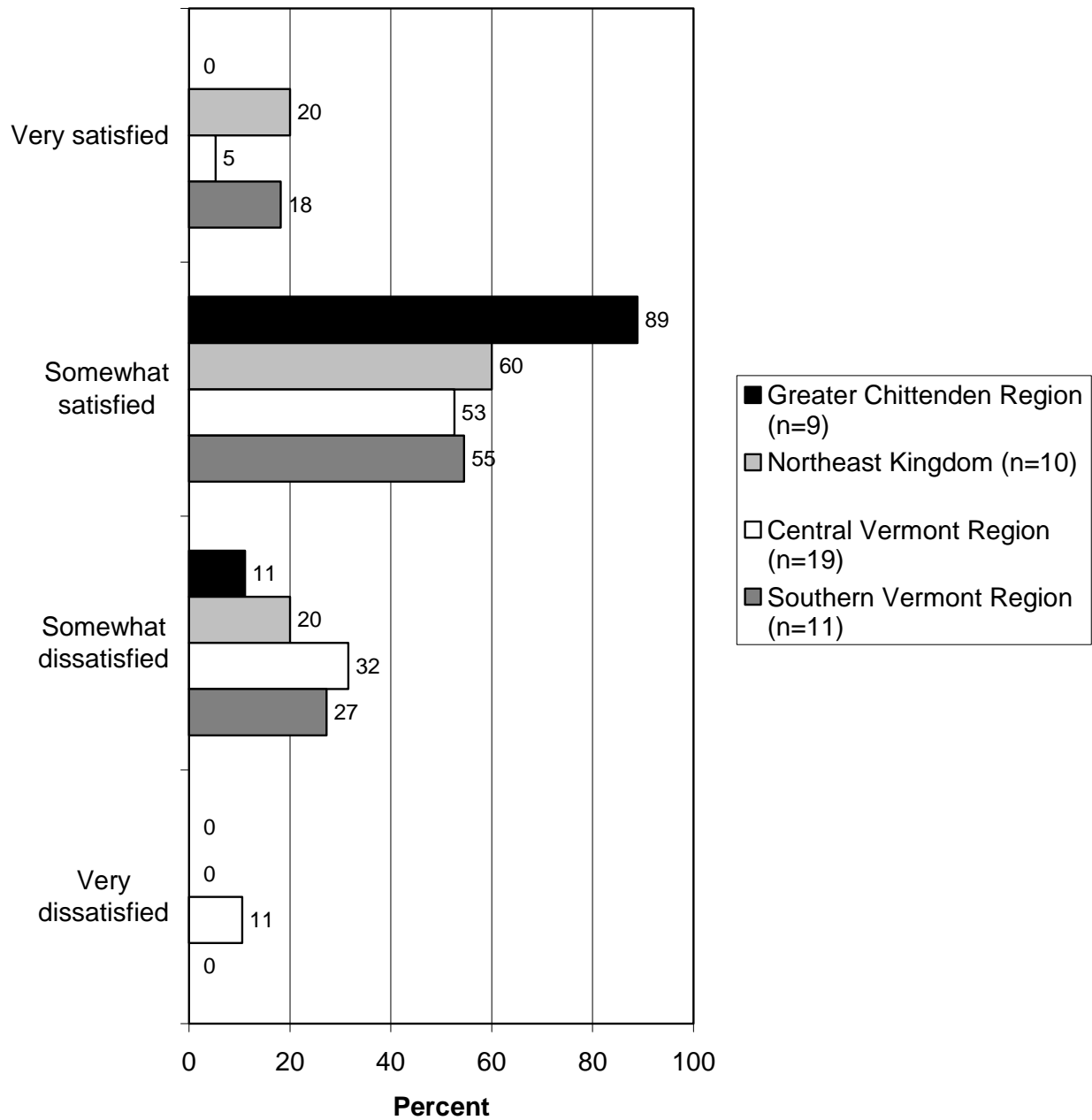
How satisfied are you with your ruffed grouse hunting experience in Vermont over the past 5 years? (Asked of those who have hunted ruffed grouse in Vermont.)



**Q98. How satisfied are you with your rabbit or hare hunting experience in Vermont over the past 5 years?
(Asked of those who have hunted rabbit or hare in Vermont.)**



**Q98. How satisfied are you with your rabbit or hare hunting experience in Vermont over the past 5 years?
(Asked of those who have hunted rabbit or hare in Vermont.)**



OPINIONS ON HUNTING REGULATIONS

- Most commonly, deer hunters think the annual bag limit for deer should be 2 deer (40% gave this answer); note that this is the current bag limit. A small percentage (9%) want the bag limit to be 3 deer.
 - Hunters from the Greater Chittenden Region are more likely to want a bag limit of 3 deer than are hunters from the other regions.
 - In 1996, a higher percentage of hunters, relative to 2007, were willing to allow the Department biologists determine the bag limit.

- The survey asked deer hunters about when hunters should be able to harvest antlerless deer: the majority (57%) say during archery season, while 38% say during muzzleloader season, and 22% say during rifle season. Note that 20% say that harvesting antlerless deer should not be allowed.

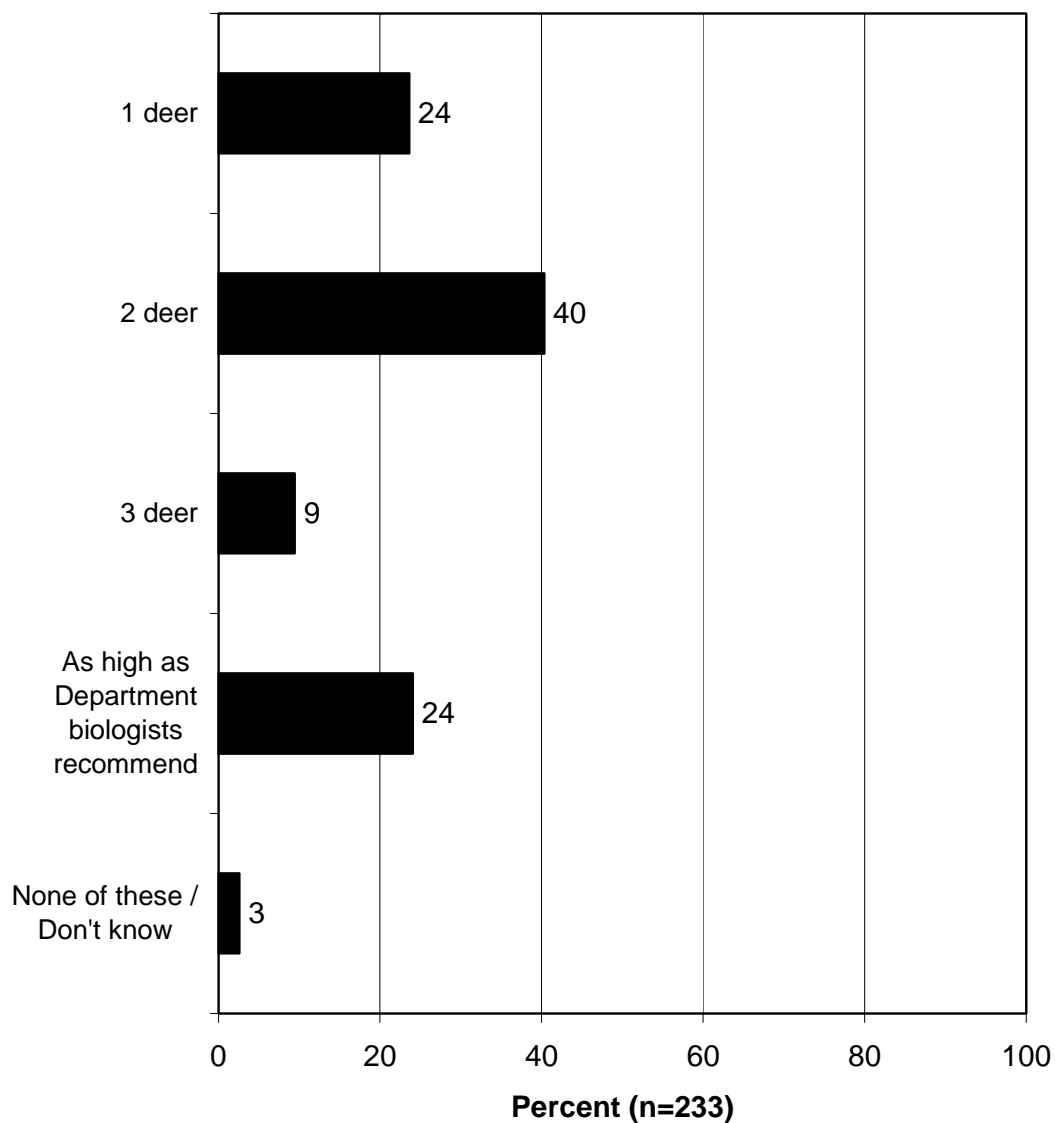
- Deer hunters are overwhelmingly aware (97% aware, with 87% who are *very* aware) of the regulation making it illegal to hunt or take any wild animal, including deer, during the deer hunting season using bait.

- The majority of deer hunters agree (69% agree, with 53% who *strongly* agree) that youth deer hunting season should be open to all qualified youth under the age of 16, regardless of whether they have harvested a deer in a previous year. Nonetheless, 25% disagree, mostly *strong* disagreement.
 - Women are much more likely than are men to agree that youth deer hunting season should be open to all qualified youth under the age of 16, regardless of whether they have harvested a deer in a previous year.

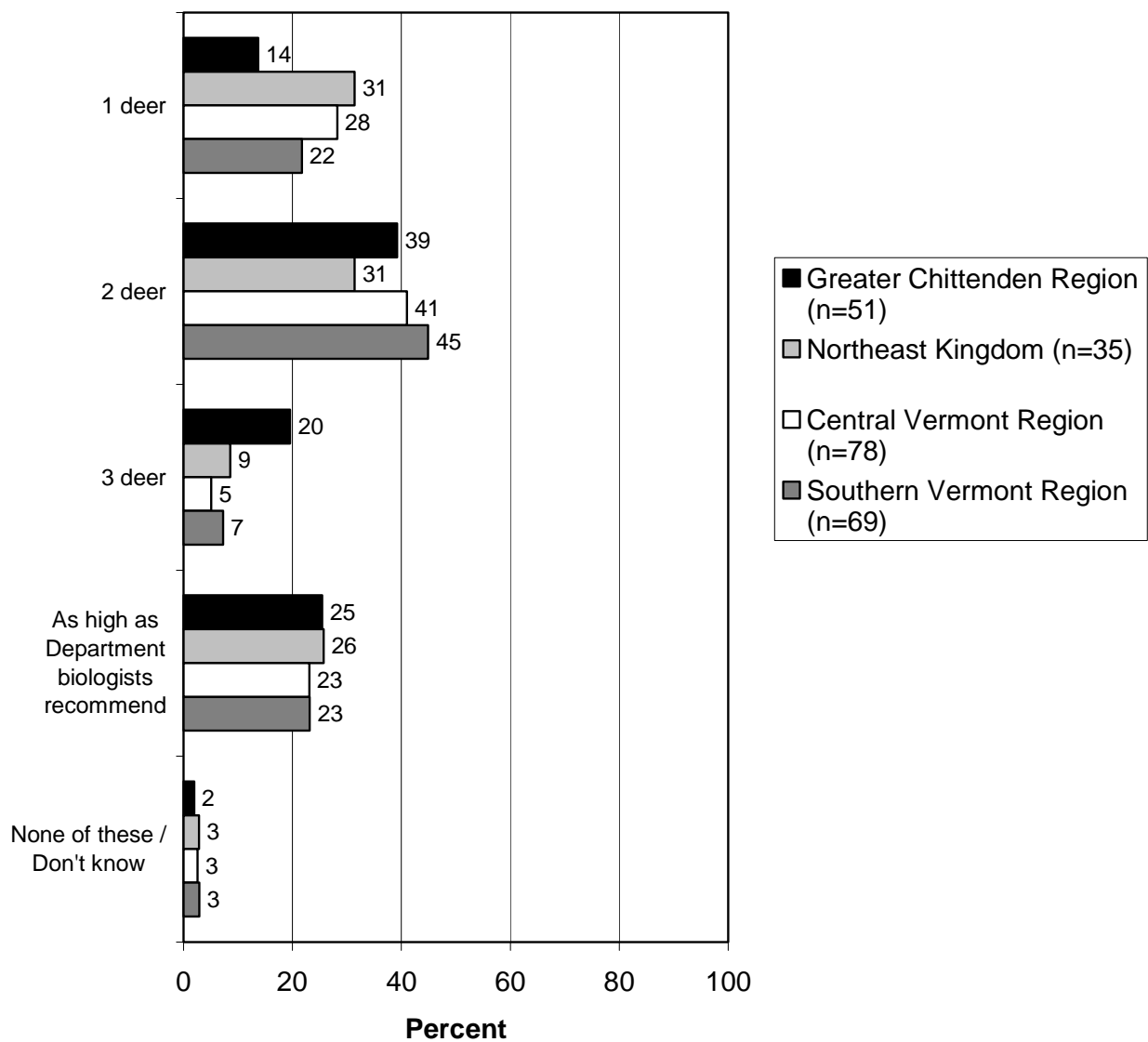
- Regarding the muzzleloader season, deer hunters most commonly want the muzzleloader season to be after the November rifle season (48% gave this answer), but a substantial percentage (30%) want the muzzleloader season prior to the November rifle season.
 - The results of this question only among those who used muzzleloaders is shown, but the results are not markedly different than among hunters as a whole.

- There is much more opposition than support for creating a separate hunting license for black bear in Vermont: 61% oppose, and only 29% support. Support is slightly higher (but not more than opposition) if the condition is put on the separate black bear license that it only be required for hunting black bears prior to the November deer season: 52% oppose, and 37% support. Among those who support creating a separate bear hunting license, nearly half (47%) think that a reasonable charge would be \$12.
- Hunters from the Greater Chittenden Region and from the Central Vermont Region are the most likely to support a separate hunting license for black bear, relative to the other regions.
 - Men are more likely than are women to oppose creating a separate hunting license for black bear in Vermont: 63% of men oppose, while only 51% of women oppose. Furthermore, men are more likely than are women to oppose when the condition is put on the separate black bear license that it only be required for hunting black bears prior to the November deer season: 54% of men oppose, while only 38% of women oppose.
- There is more opposition than support for establishing an archery-only season for moose in Vermont (in addition to the regular moose hunting season): while 39% support, 50% oppose (with 39% *strongly* opposing).
- The highest level of support is among hunters from the Greater Chittenden Region.
 - There is much more support for an archery-only moose season in Vermont among those hunters who use archery equipment, relative to hunters overall.

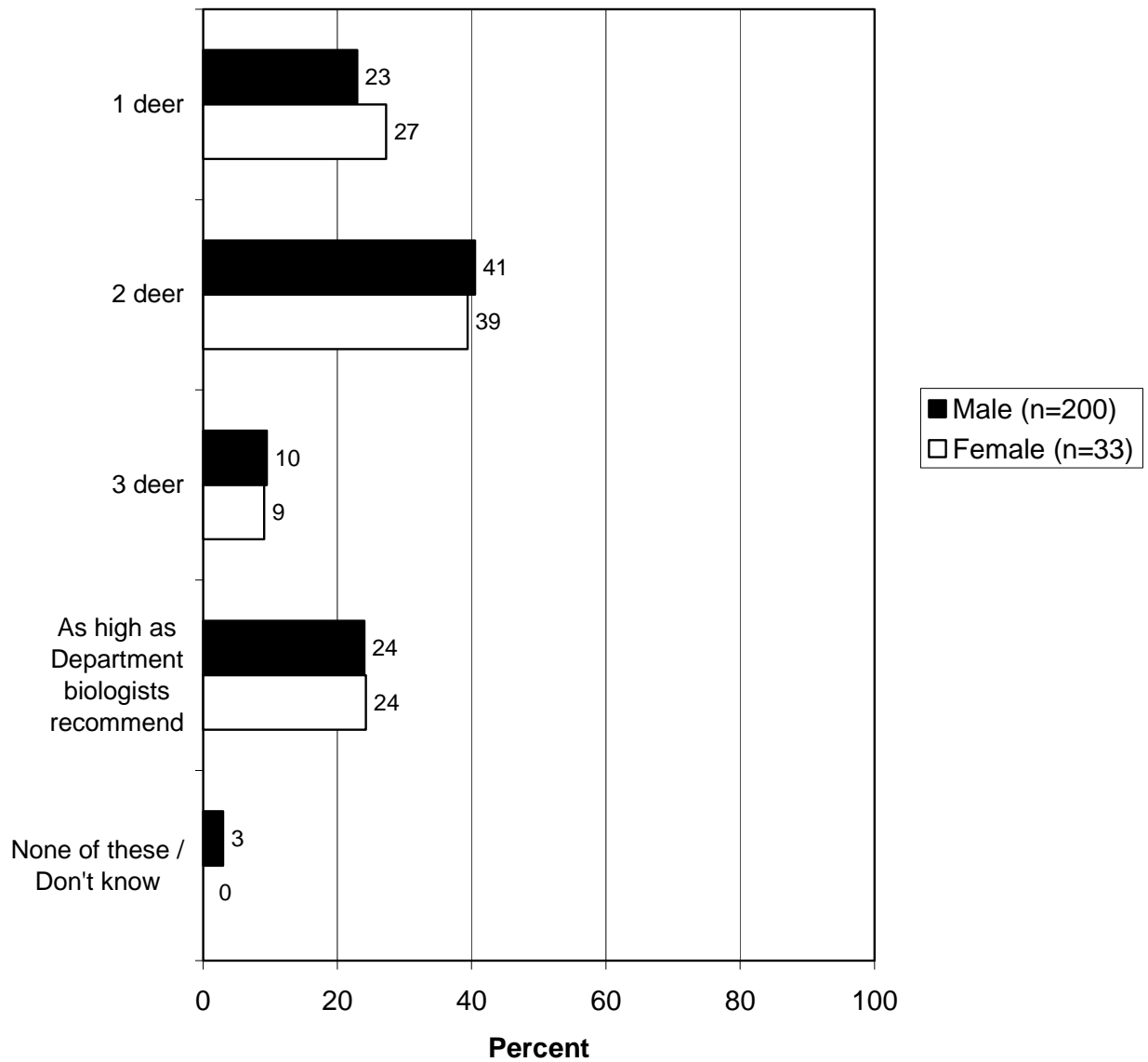
Q106. Currently Vermont hunters are allowed to harvest up to 2 deer per year for all seasons combined. Do you think the annual bag limit per hunter in Vermont for deer should be 1, 2, 3, or as high as Department biologists recommend? (Asked of those who have hunted white-tailed deer in Vermont.)



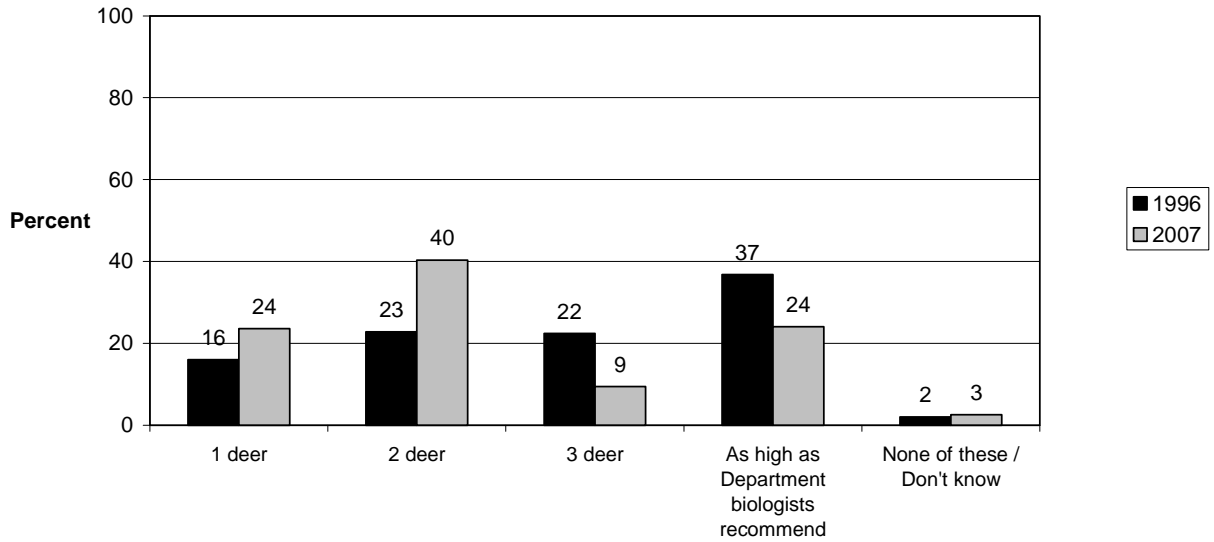
Q106. Currently Vermont hunters are allowed to harvest up to 2 deer per year for all seasons combined. Do you think the annual bag limit per hunter in Vermont for deer should be 1, 2, 3, or as high as Department biologists recommend? (Asked of those who have hunted white-tailed deer in Vermont.)



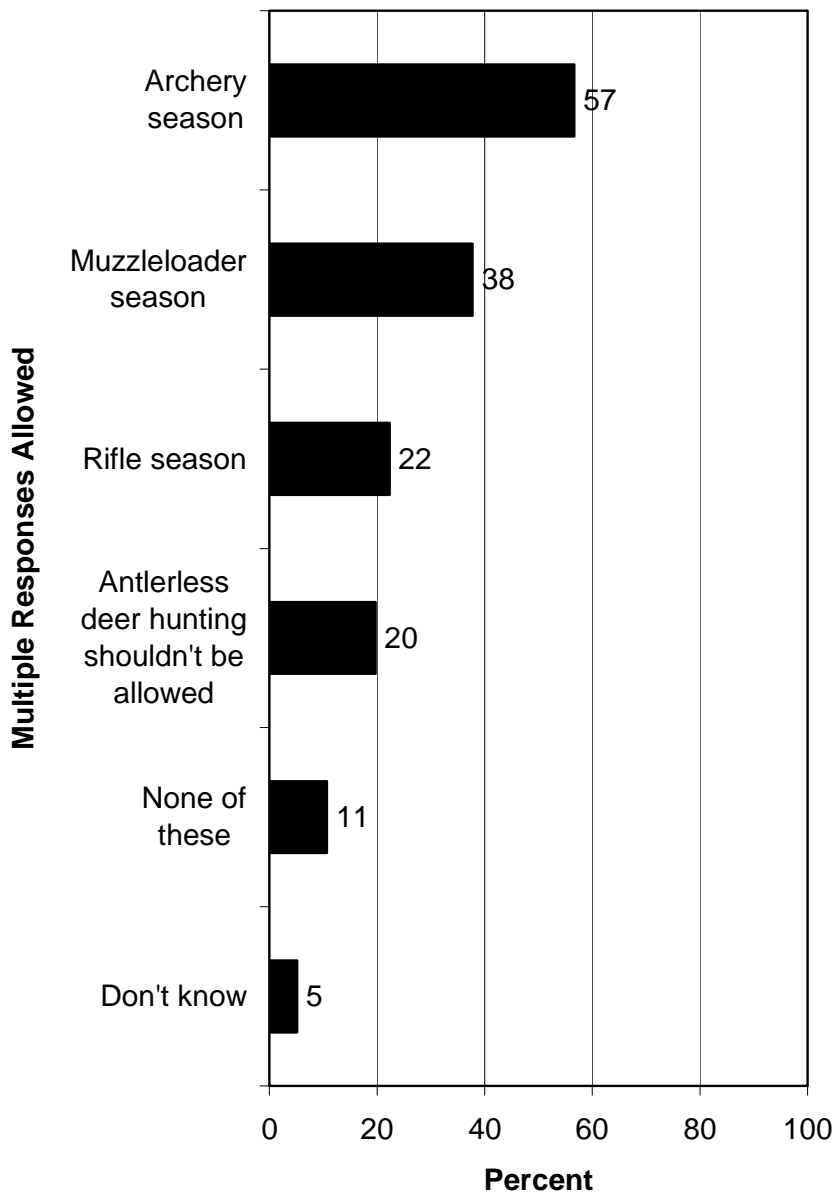
Q106. Currently Vermont hunters are allowed to harvest up to 2 deer per year for all seasons combined. Do you think the annual bag limit per hunter in Vermont for deer should be 1, 2, 3, or as high as Department biologists recommend? (Asked of those who have hunted white-tailed deer in Vermont.)



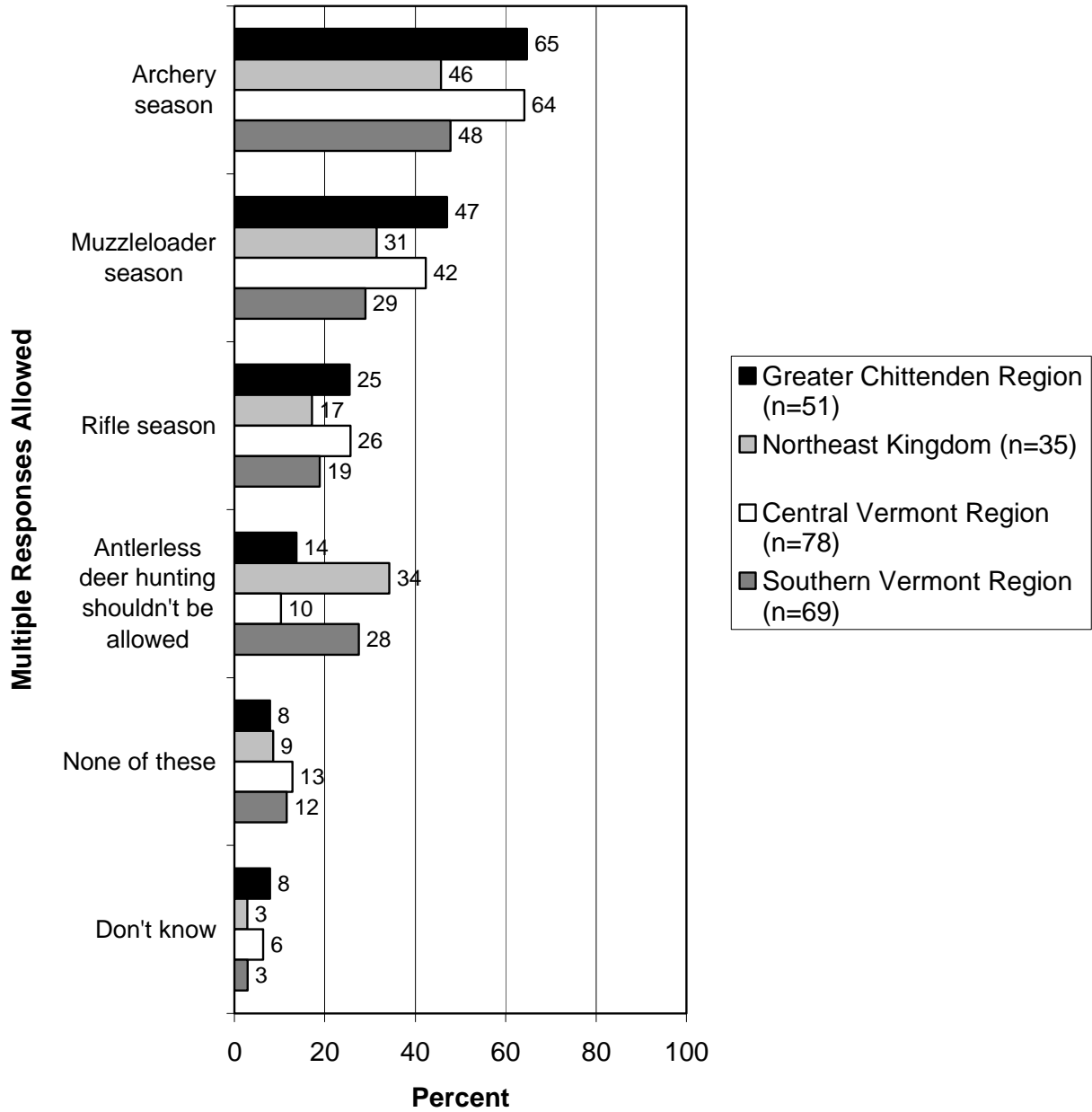
Currently Vermont hunters are allowed to harvest up to 2 deer per year for all seasons combined. Do you think the annual bag limit per hunter in Vermont for deer should be 1, 2, 3, or as high as Department biologists recommend? (Asked of those who have hunted white-tailed deer in Vermont.)



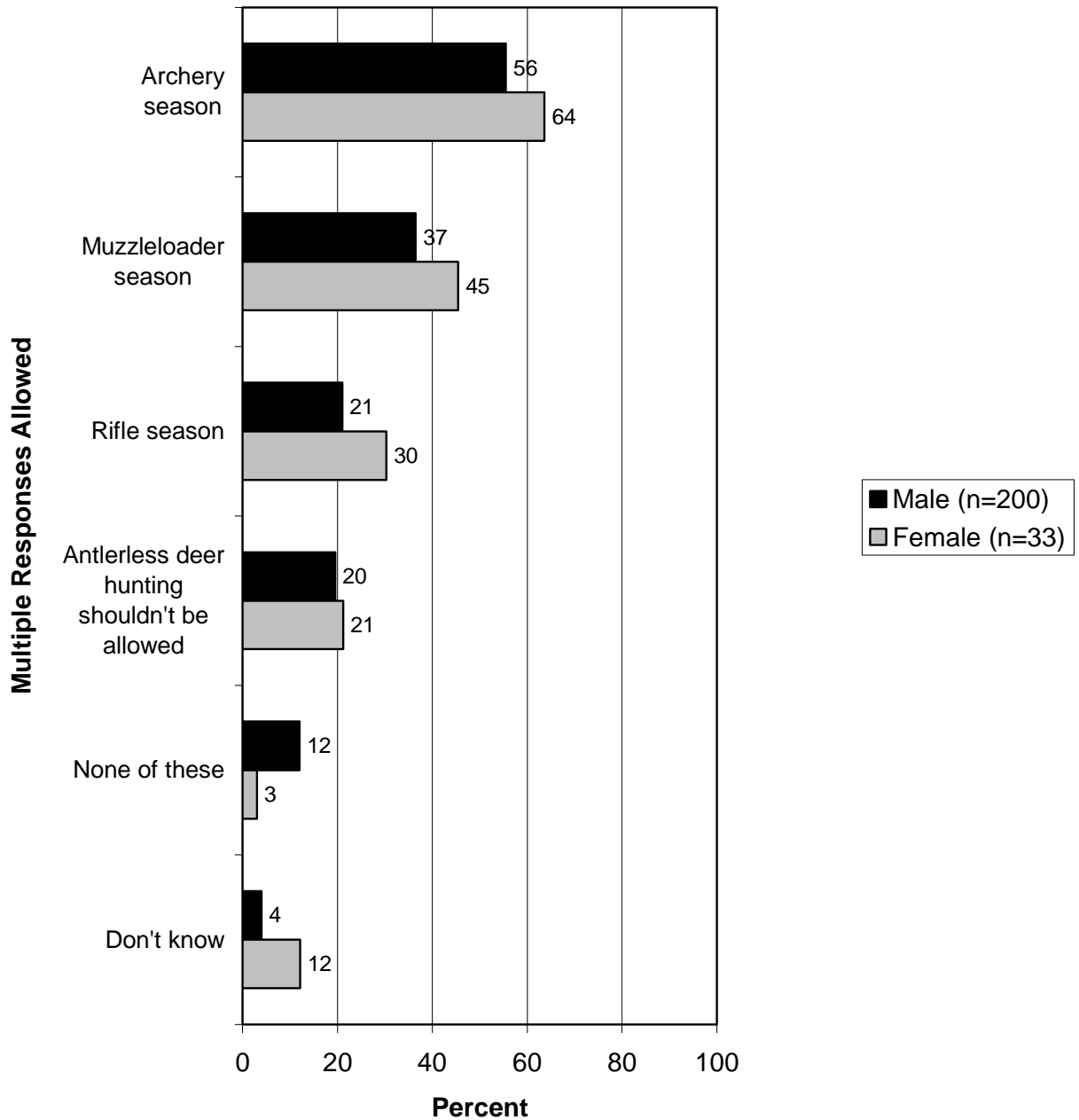
Q109. Should Vermont hunters be able to harvest antlerless deer during the...? (Asked of those who hunted white-tailed deer in Vermont.)



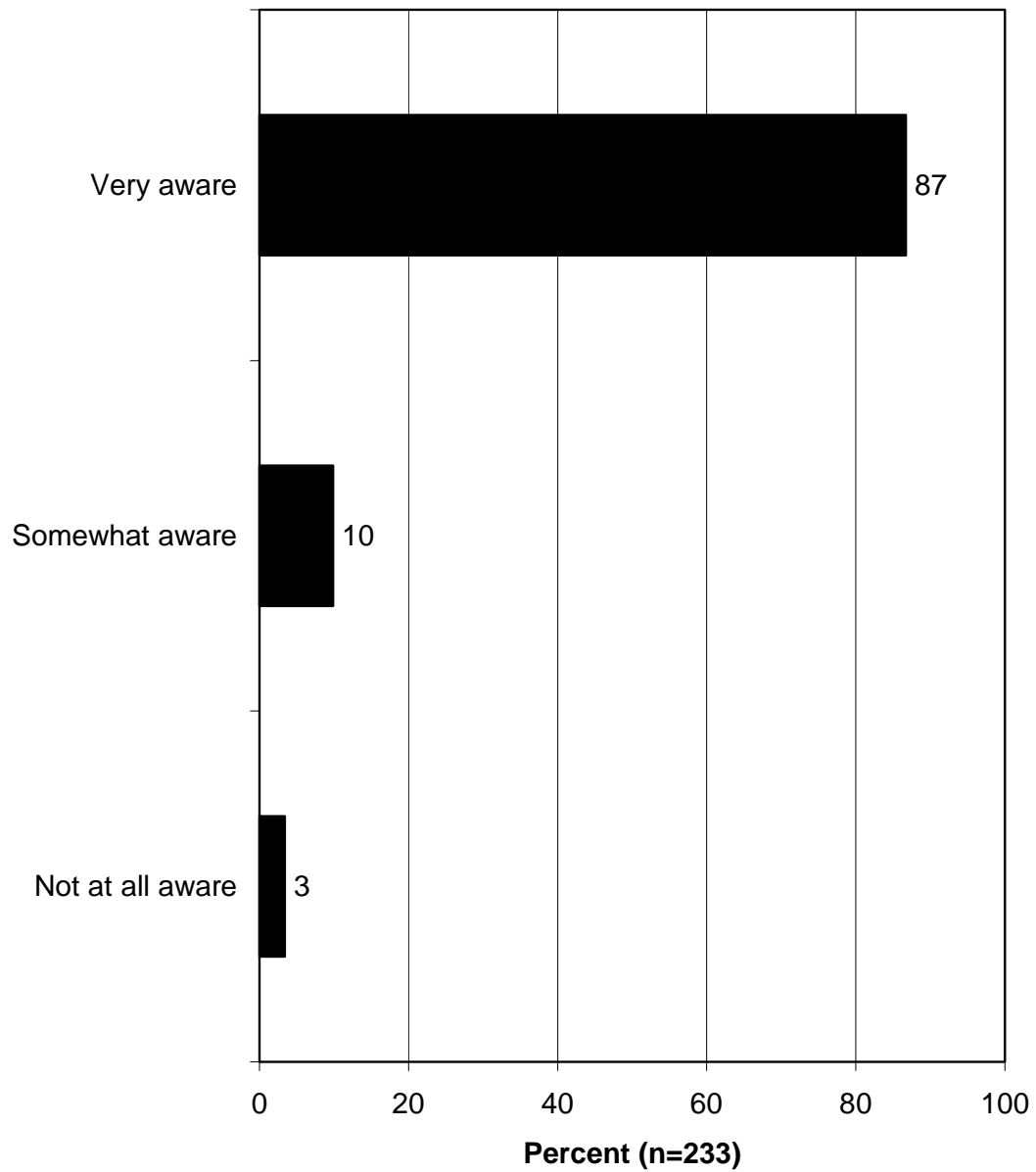
Q109. Should Vermont hunters be able to harvest antlerless deer during the...? (Asked of those who hunted white-tailed deer in Vermont.)



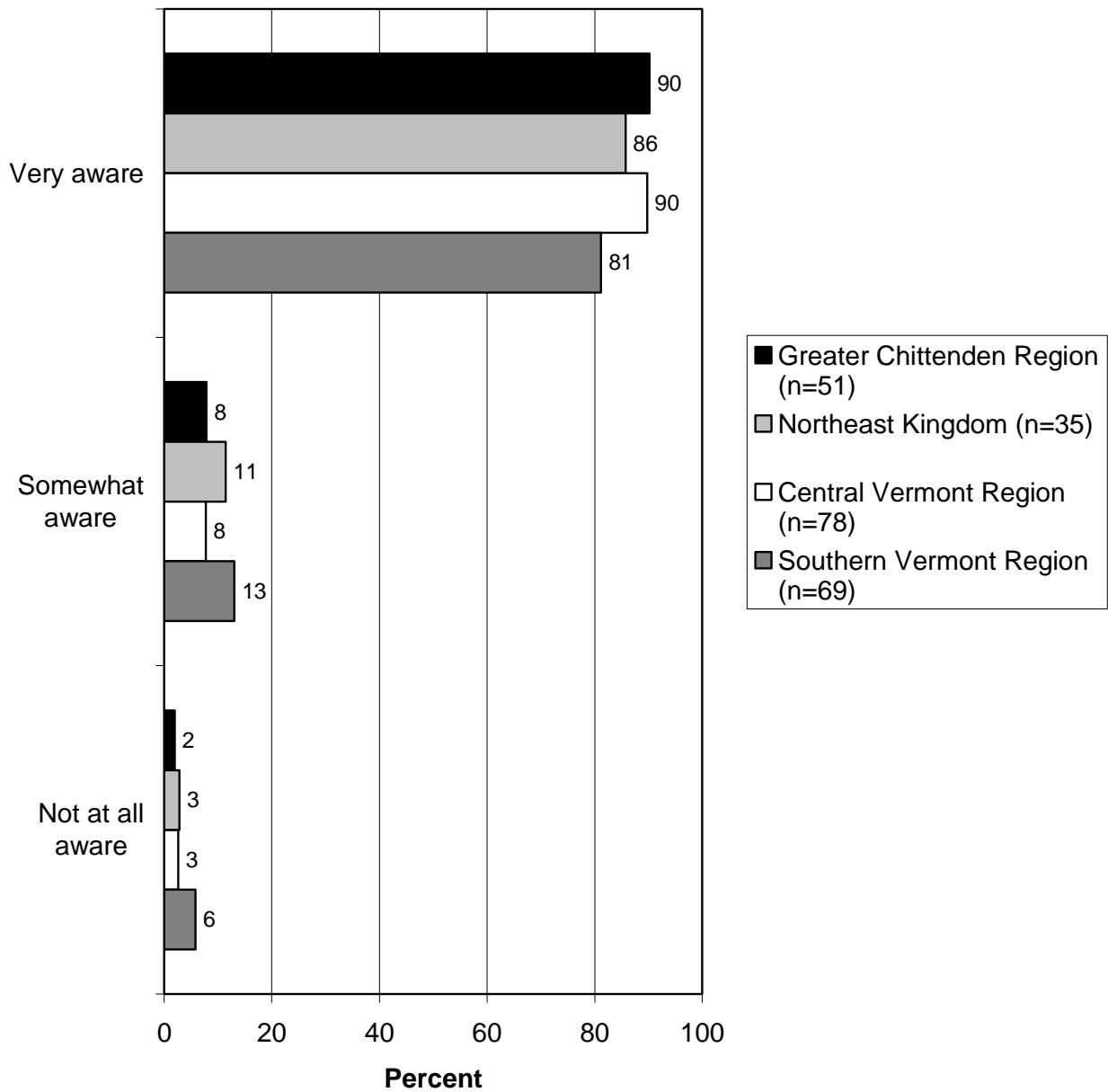
Q109. Should Vermont hunters be able to harvest antlerless deer during the...? (Asked of those who hunted white-tailed deer in Vermont.)



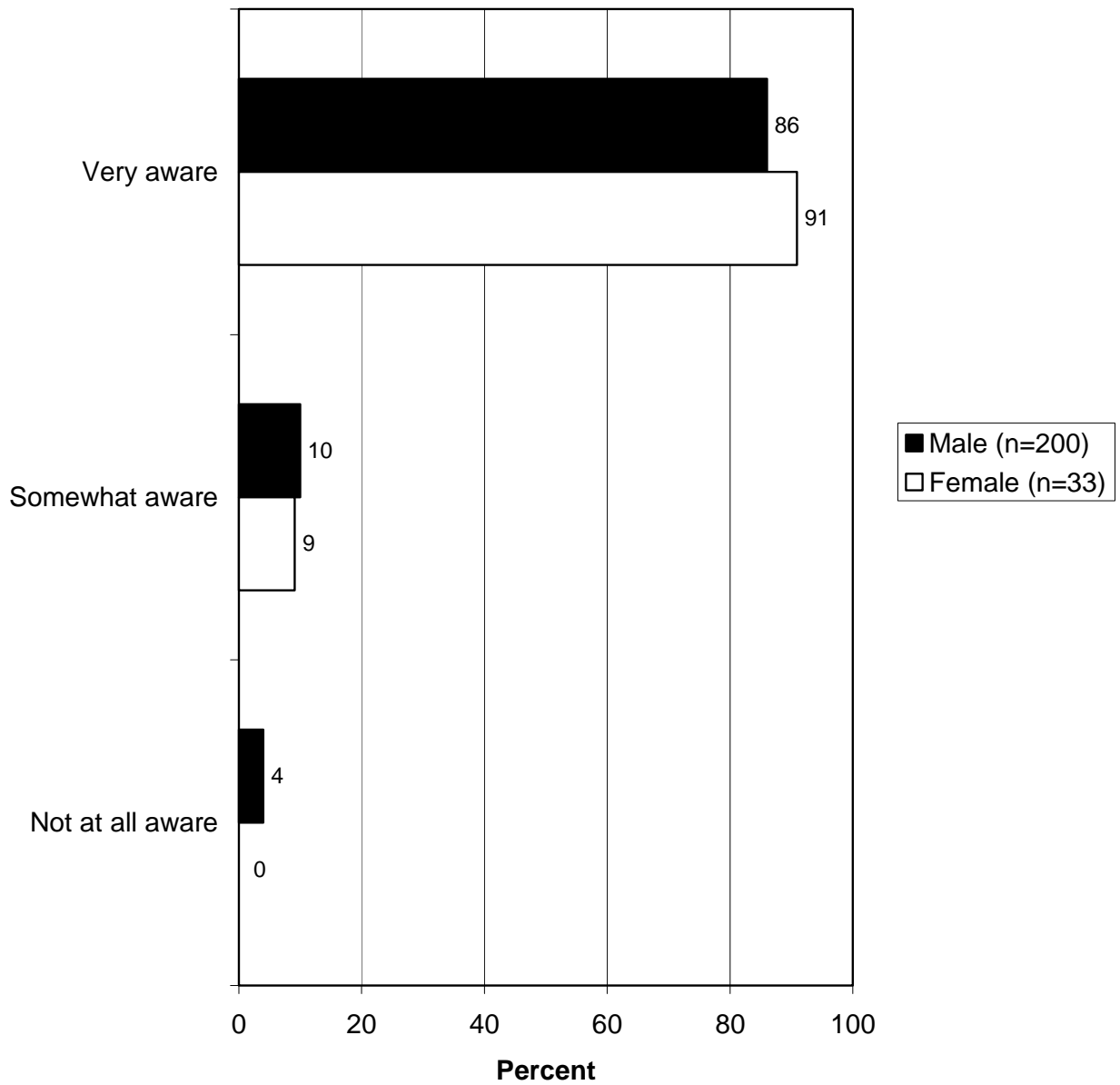
Q113. How aware are you of the regulation established in 2005 that makes it illegal to hunt or take any wild animal, including deer, during the deer hunting season using bait? (Asked of those who have hunted white-tailed deer in Vermont.)



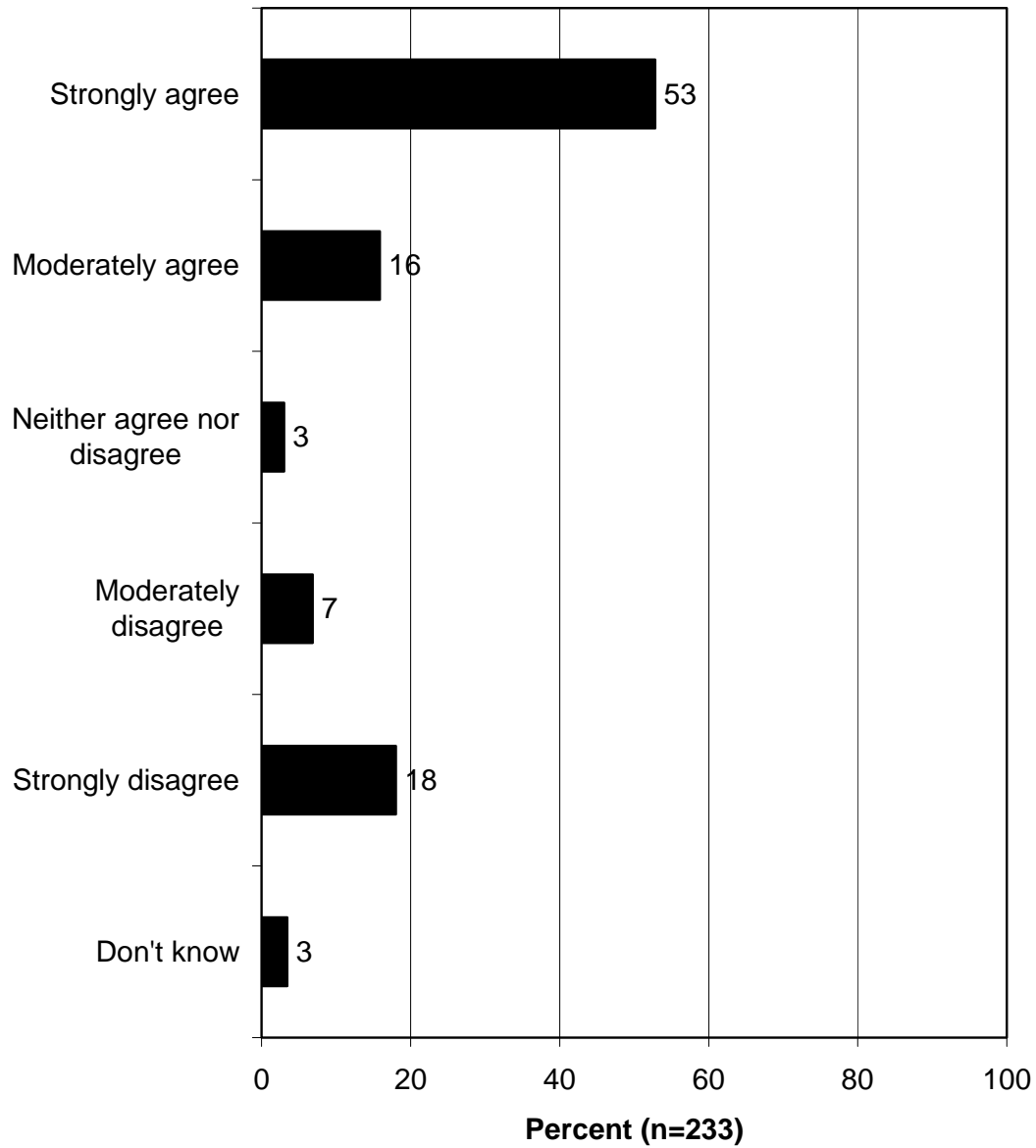
Q113. How aware are you of the regulation established in 2005 that makes it illegal to hunt or take any wild animal, including deer, during the deer hunting season using bait? (Asked of those who have hunted white-tailed deer in Vermont.)



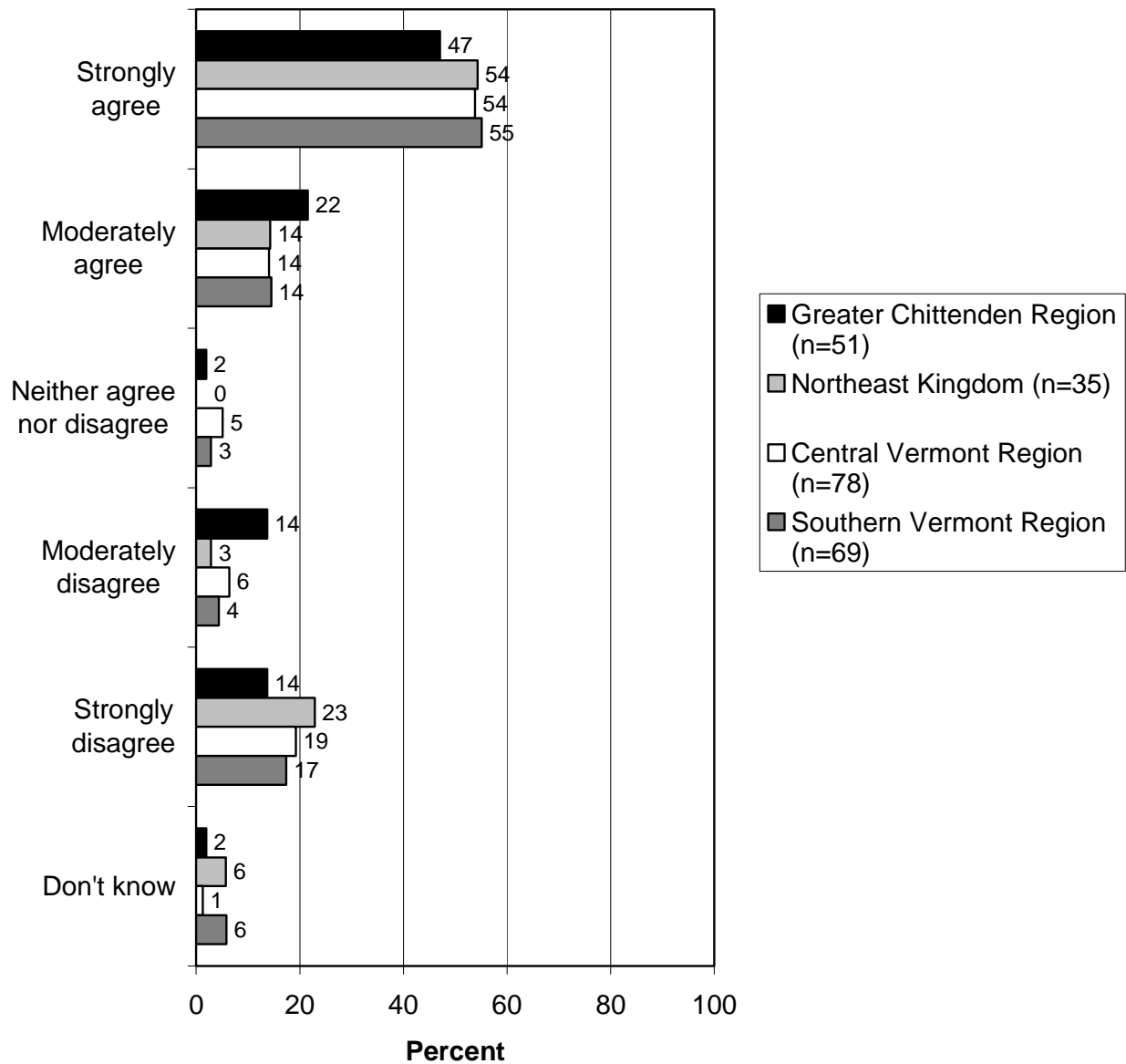
Q113. How aware are you of the regulation established in 2005 that makes it illegal to hunt or take any wild animal, including deer, during the deer hunting season using bait? (Asked of those who have hunted white-tailed deer in Vermont.)



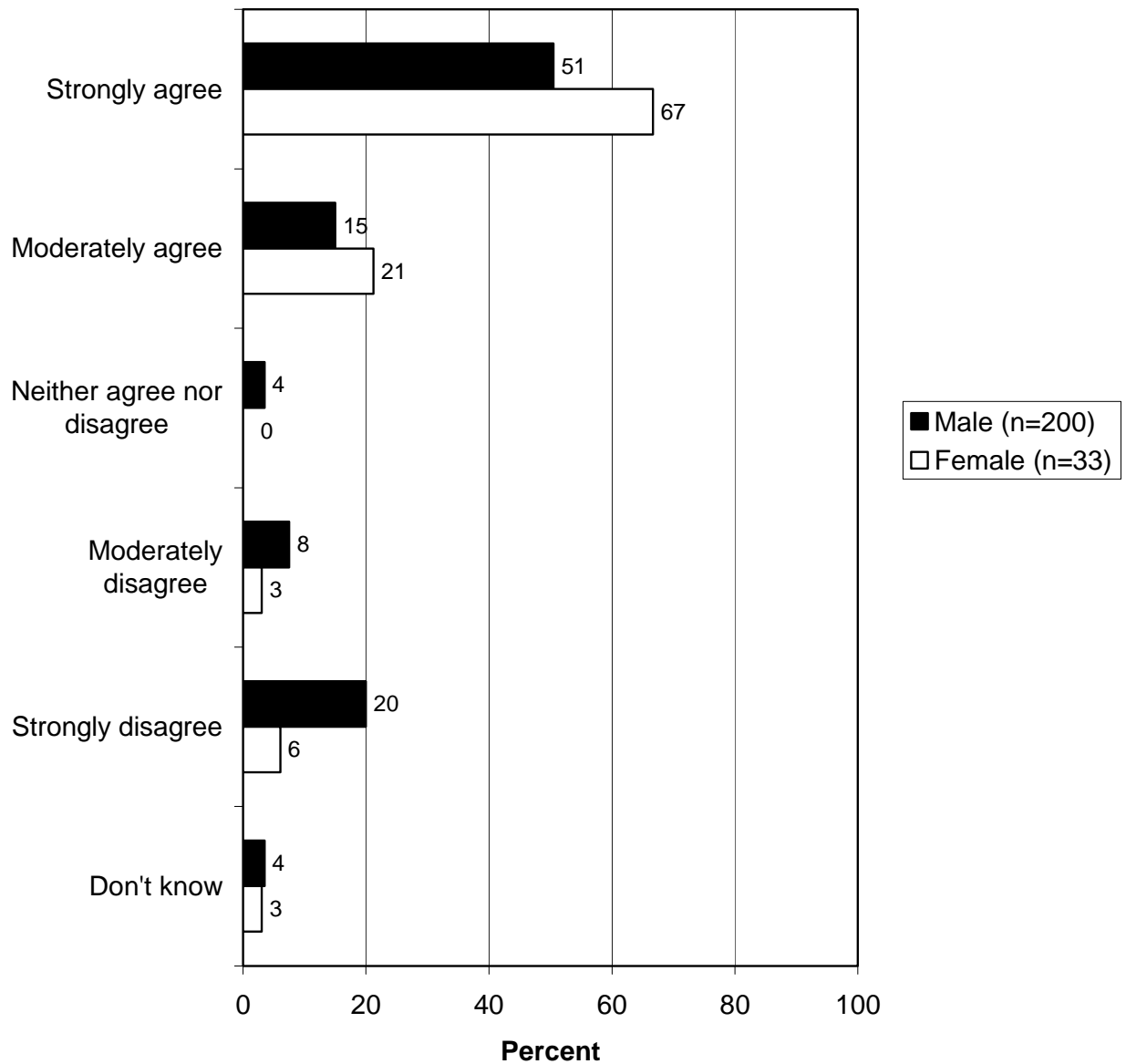
Q112. Do you agree or disagree that youth deer hunting season should be open to all qualified youth under the age of 16 years, whether or not they have harvested a deer in a previous year? (Asked of those who have hunted white-tailed deer in Vermont.)



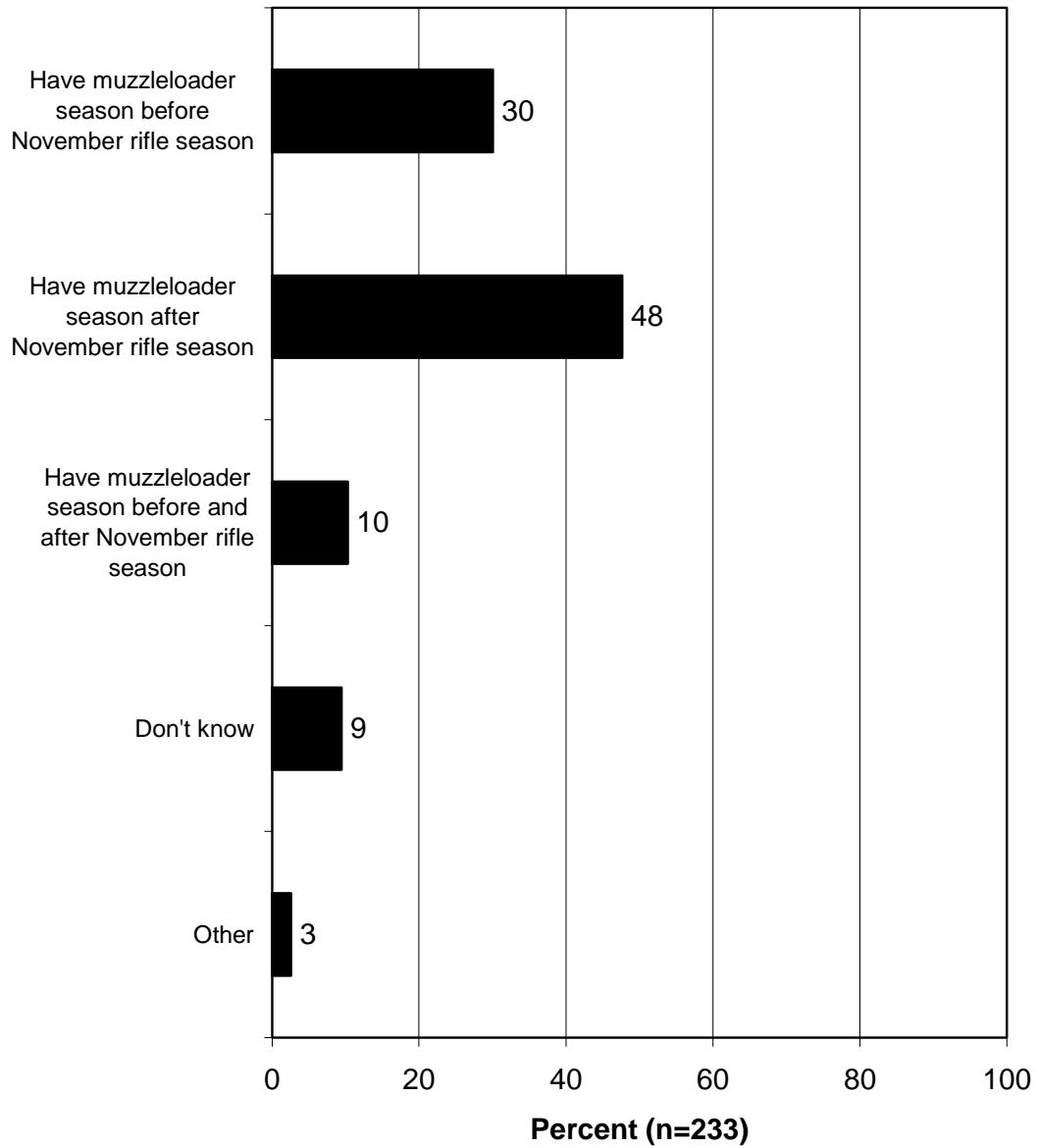
Q112. Do you agree or disagree that youth deer hunting season should be open to all qualified youth under the age of 16 years, whether or not they have harvested a deer in a previous year? (Asked of those who have hunted white-tailed deer in Vermont.)



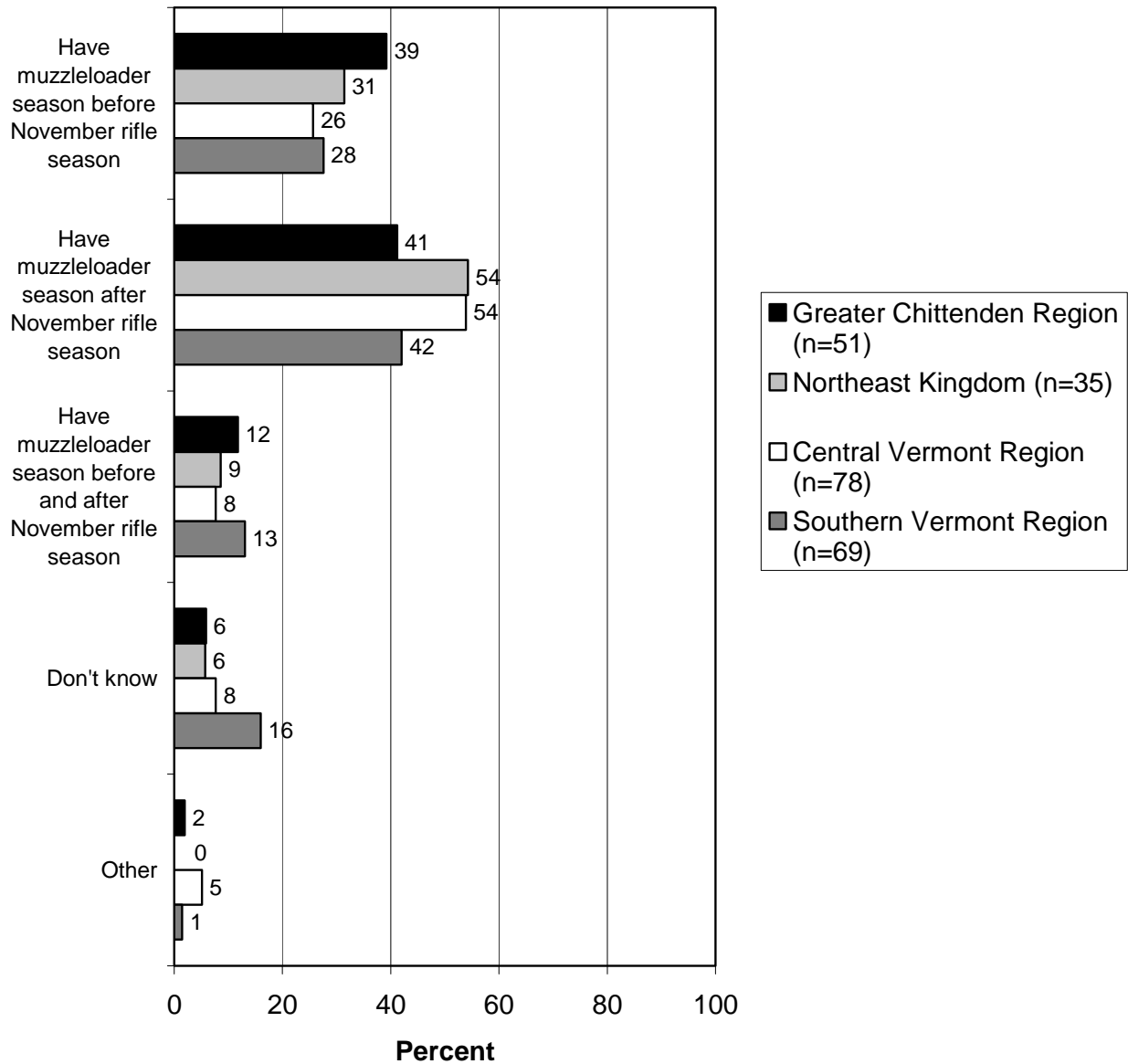
Q112. Do you agree or disagree that youth deer hunting season should be open to all qualified youth under the age of 16 years, whether or not they have harvested a deer in a previous year? (Asked of those who have hunted white-tailed deer in Vermont.)



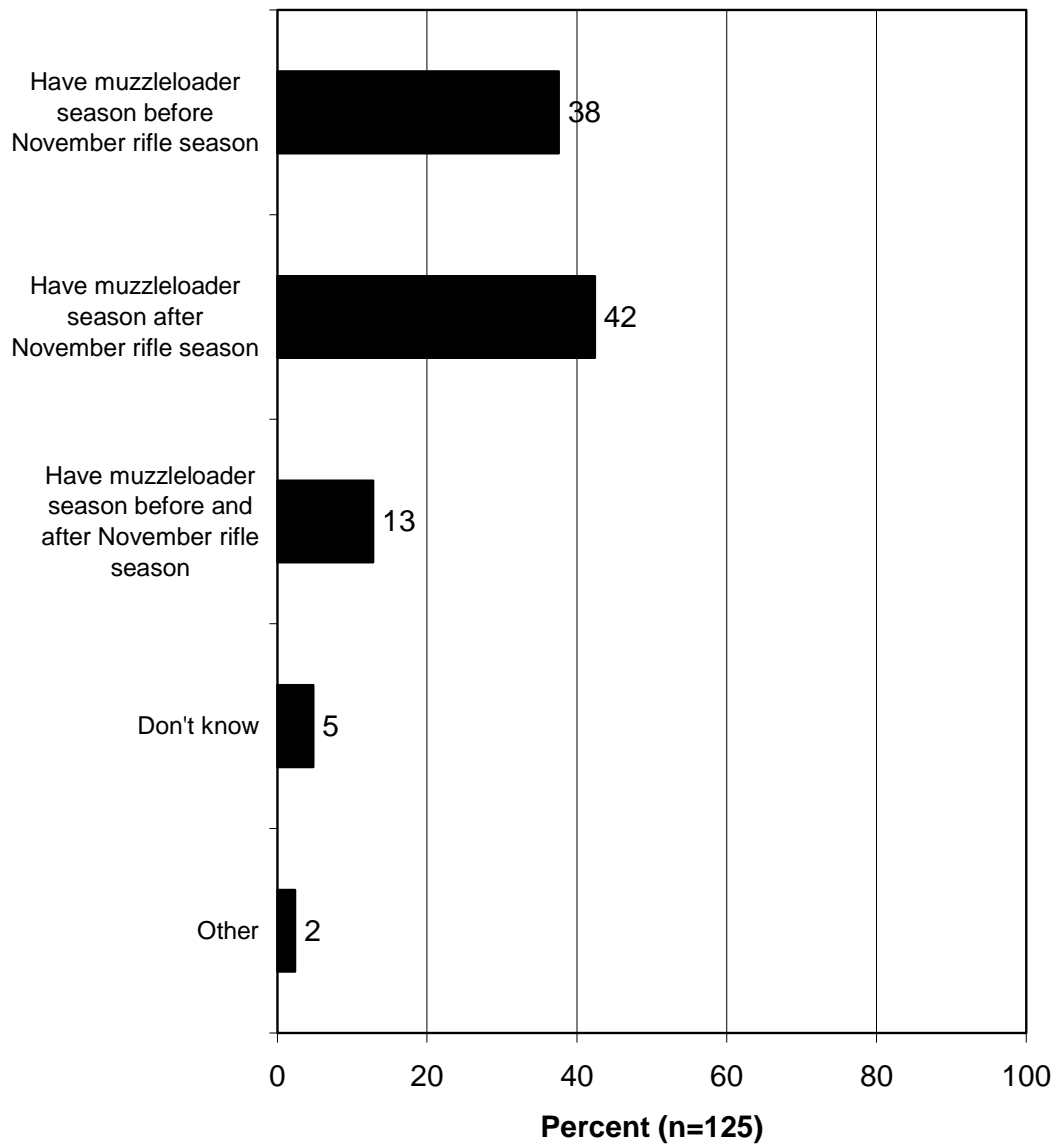
Q110. Do you prefer to have the muzzleloader season before the November rifle season, after the November rifle season, or both before and after the November rifle season? (Asked of those who hunted white-tailed deer in Vermont.)



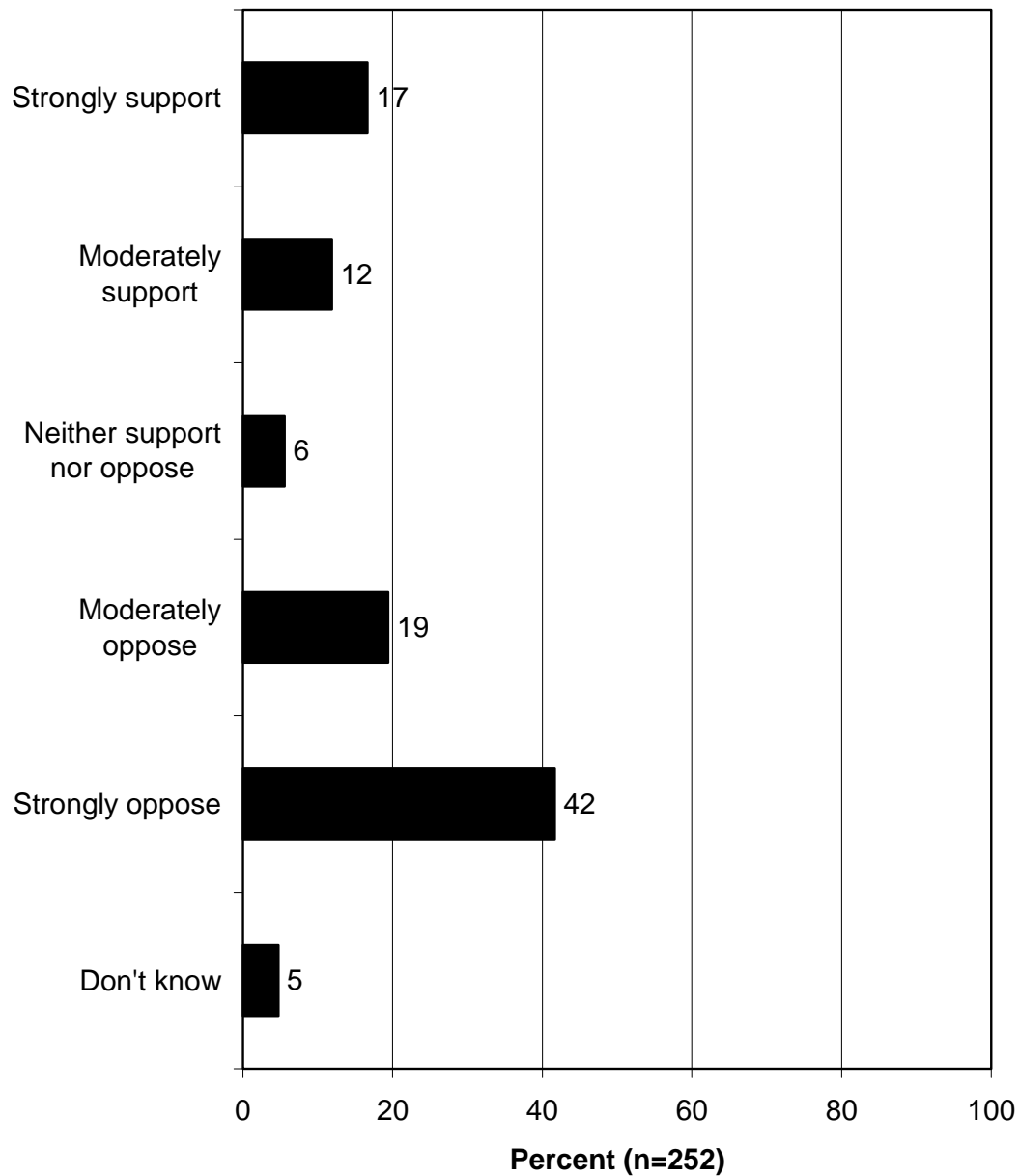
Q110. Do you prefer to have the muzzleloader season before the November rifle season, after the November rifle season, or both before and after the November rifle season? (Asked of those who have hunted white-tailed deer in Vermont.)



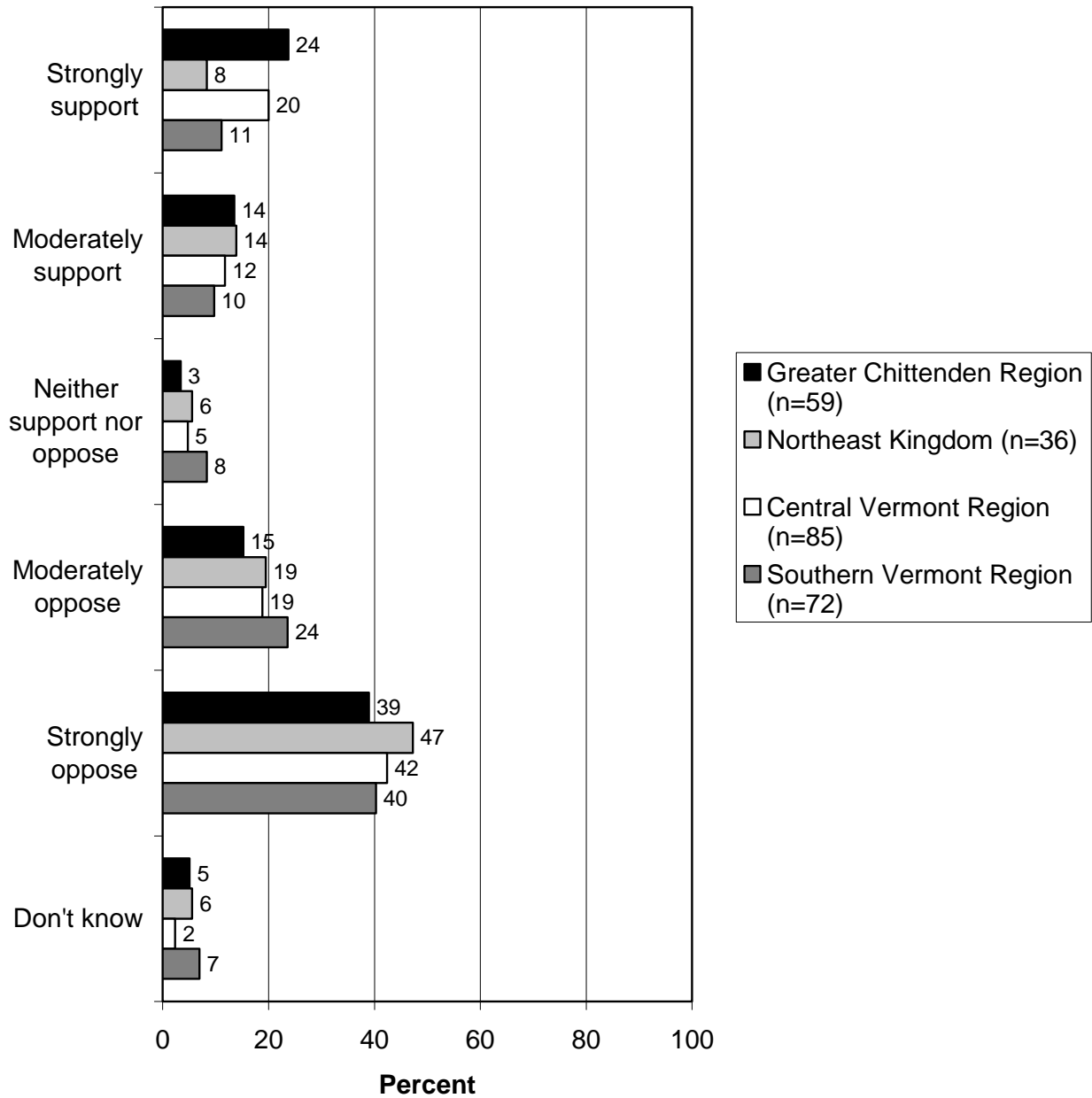
Q110. Do you prefer to have the muzzleloader season before the November rifle season, after the November rifle season, or both before and after the November rifle season? (Among muzzleloader hunters.) (Asked of those who have hunted white-tailed deer in Vermont.)



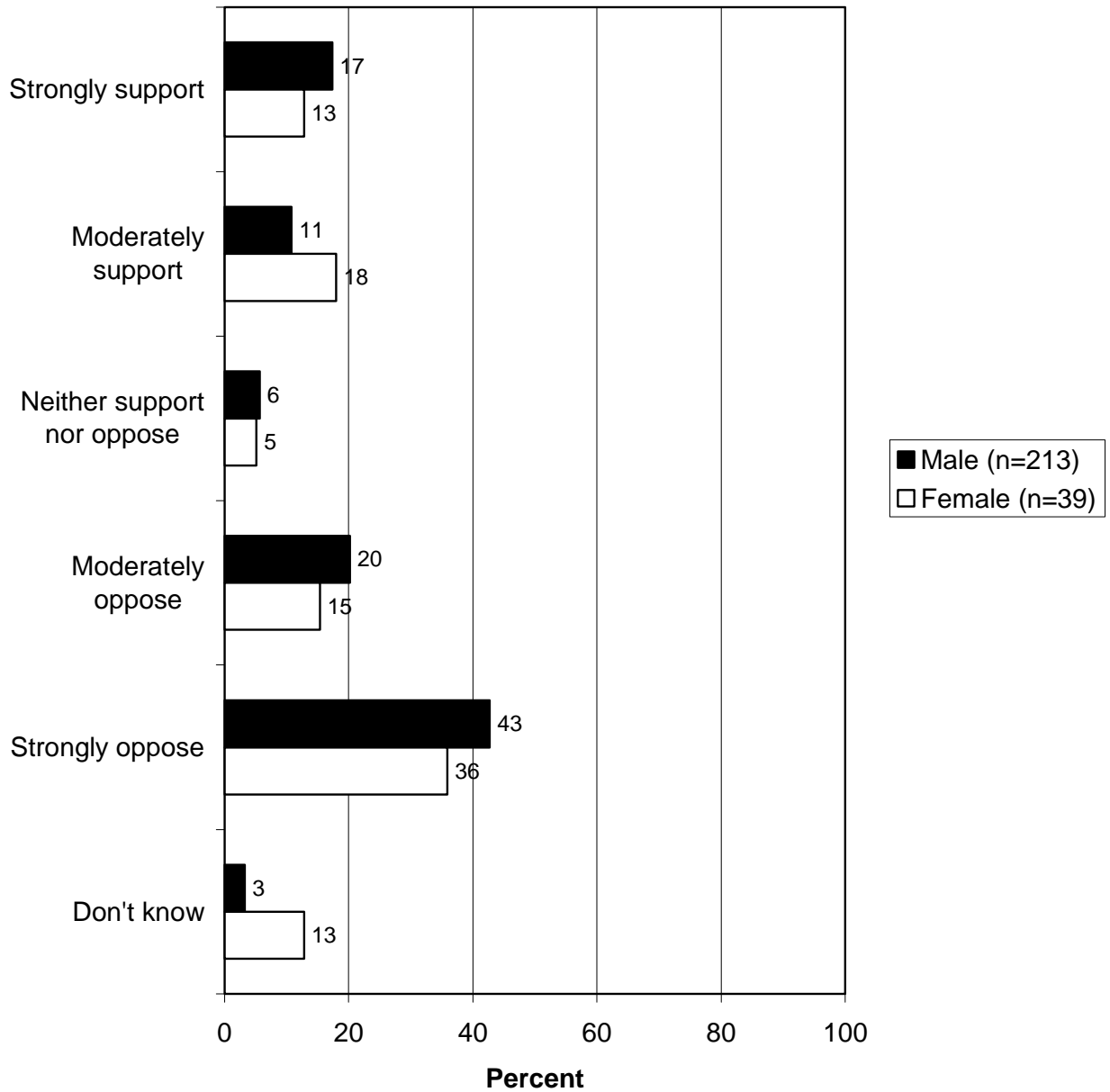
**Q120. Now I have a couple questions about black bear hunting. Do you support or oppose creating a separate hunting license for black bear in Vermont?
(Asked of those who have hunted.)**



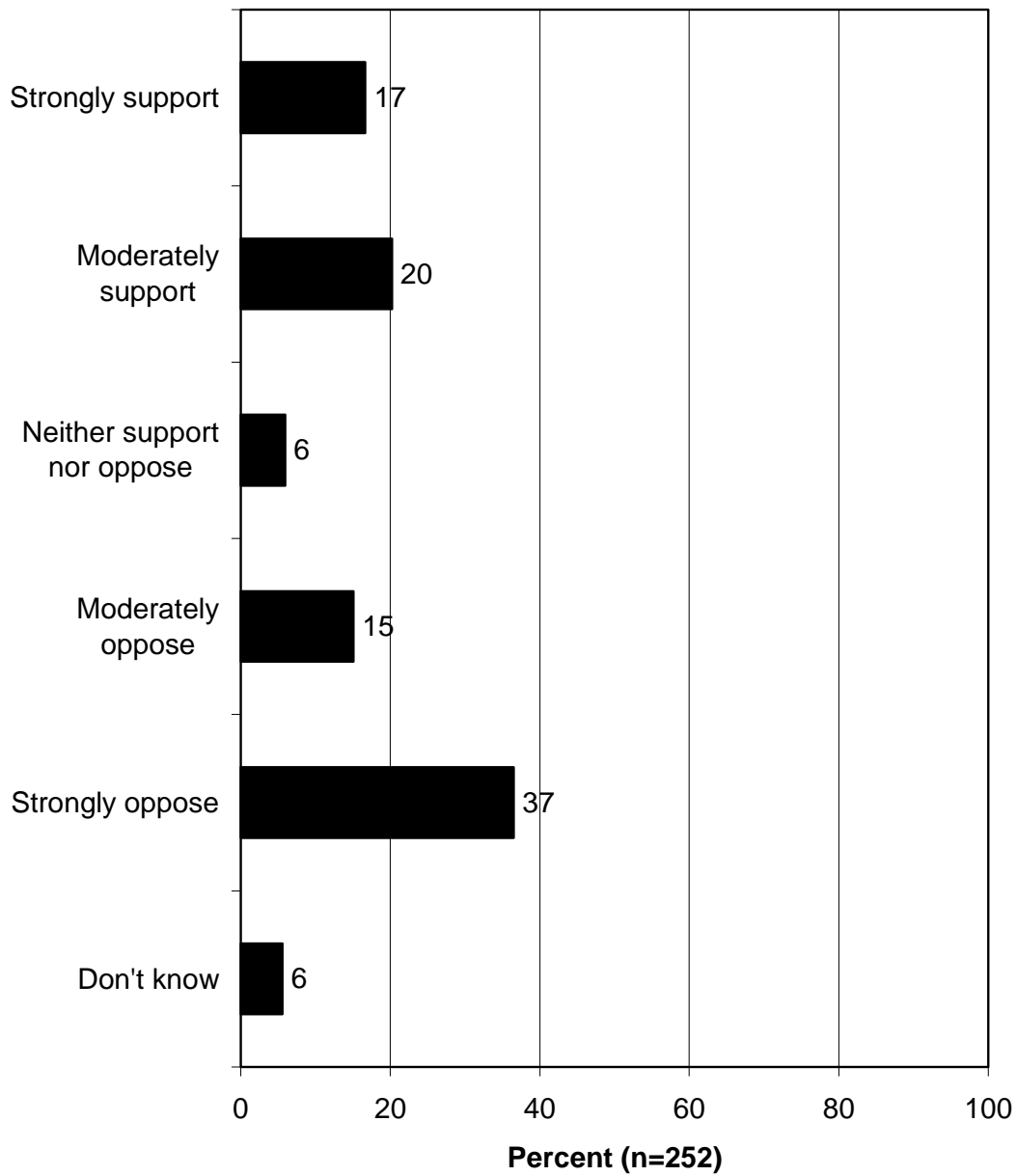
Q120. Now I have a couple questions about black bear hunting. Do you support or oppose creating a separate hunting license for black bear in Vermont? (Asked of those who have hunted.)



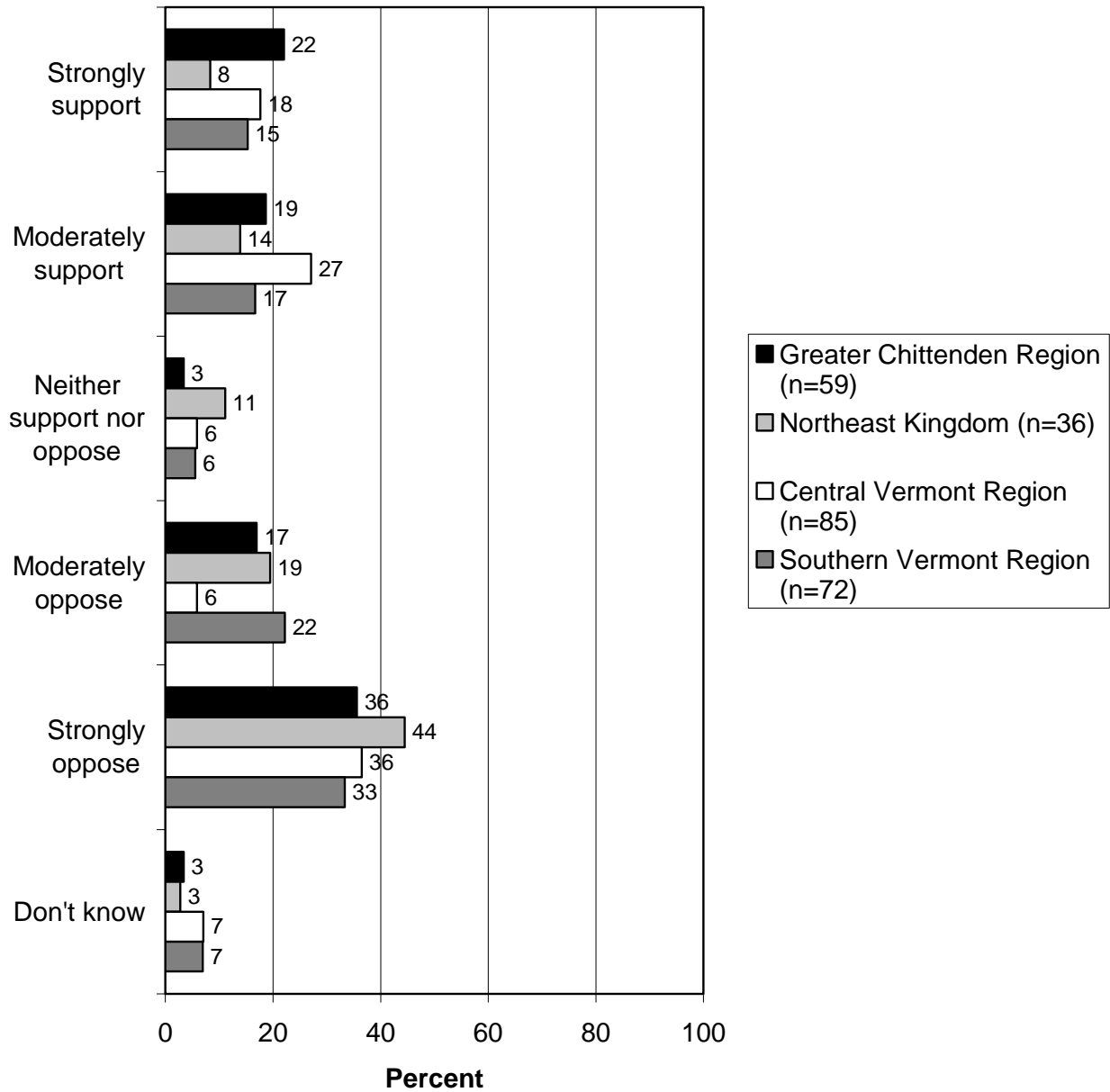
Q120. Now I have a couple questions about black bear hunting. Do you support or oppose creating a separate hunting license for black bear in Vermont? (Asked of those who have hunted.)



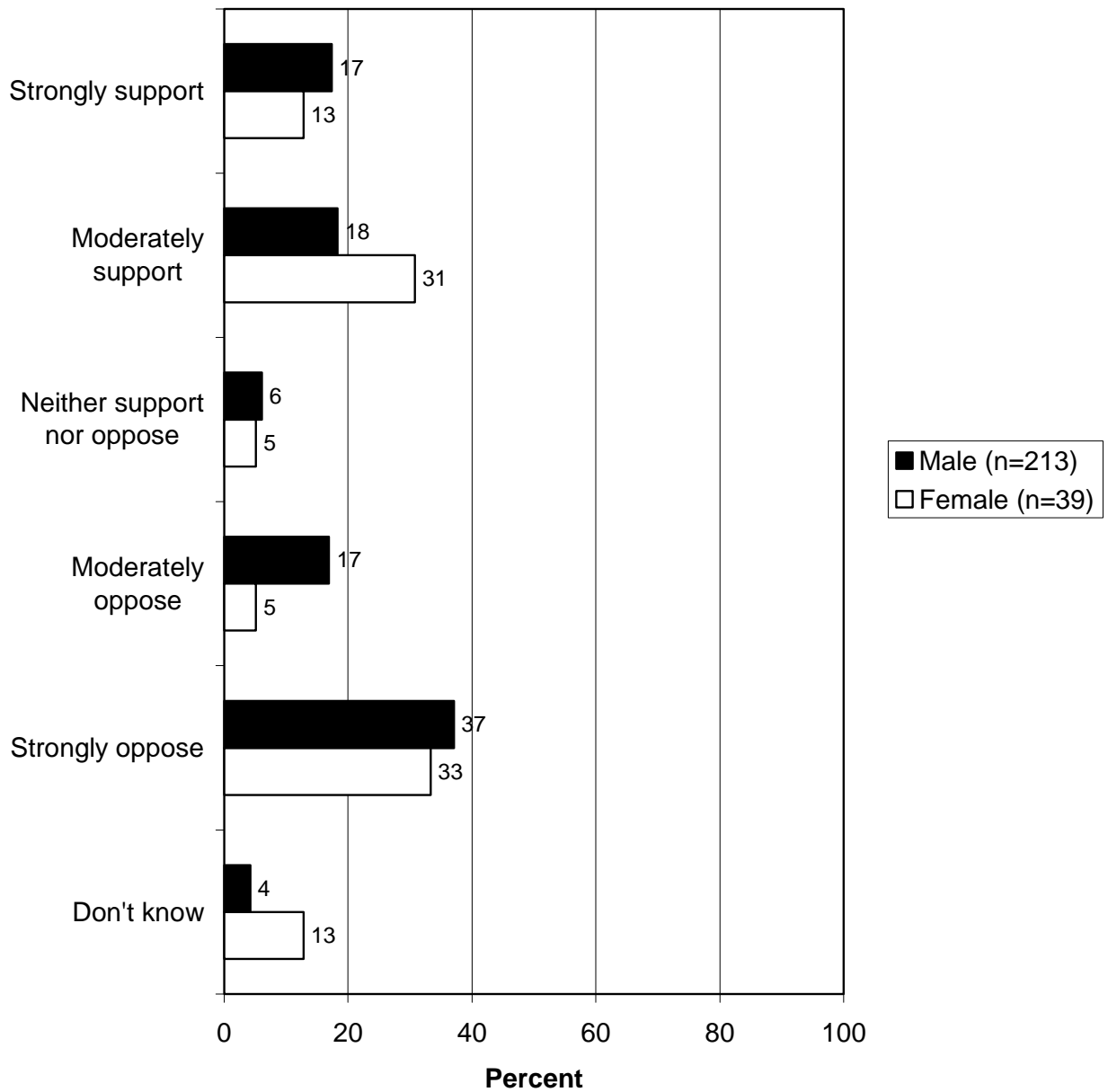
Q122. Would you support or oppose a separate hunting license for black bear if it is only required for hunting black bears prior to the November deer season? (Asked of those who have hunted.)



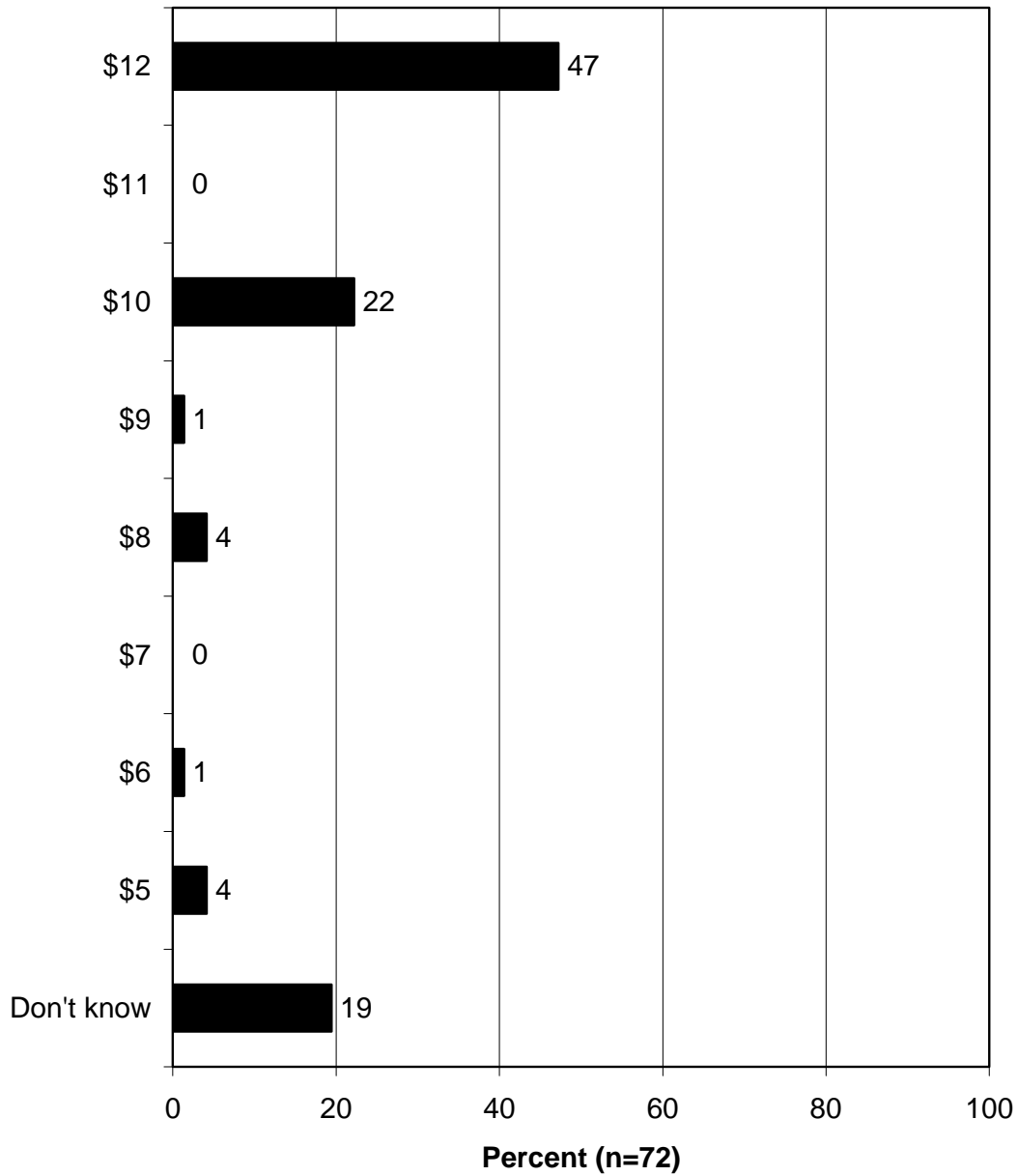
Q122. Would you support or oppose a separate hunting license for black bear if it is only required for hunting black bears prior to the November deer season? (Asked of those who have hunted.)



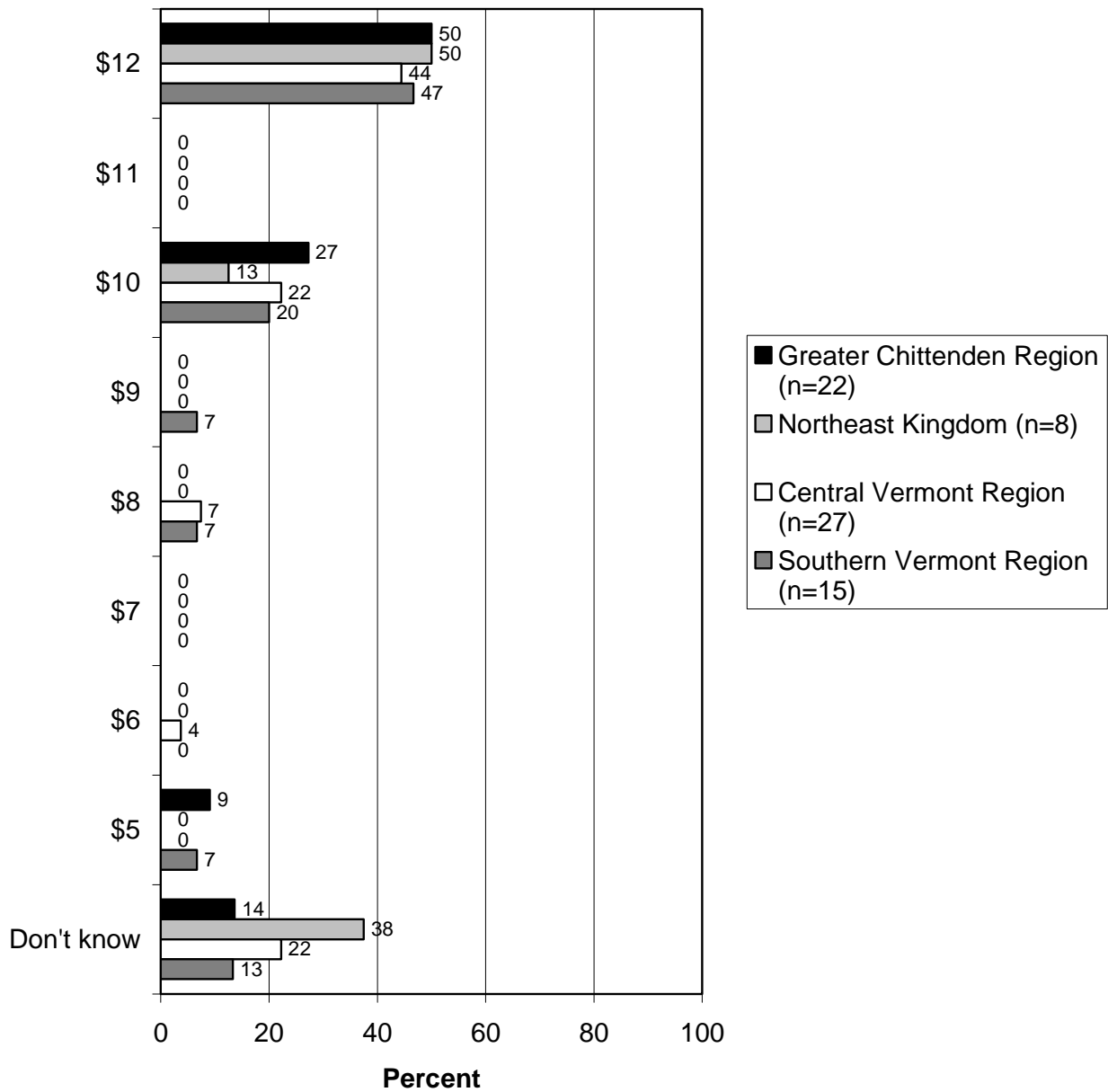
Q122. Would you support or oppose a separate hunting license for black bear if it is only required for hunting black bears prior to the November deer season? (Asked of those who have hunted.)



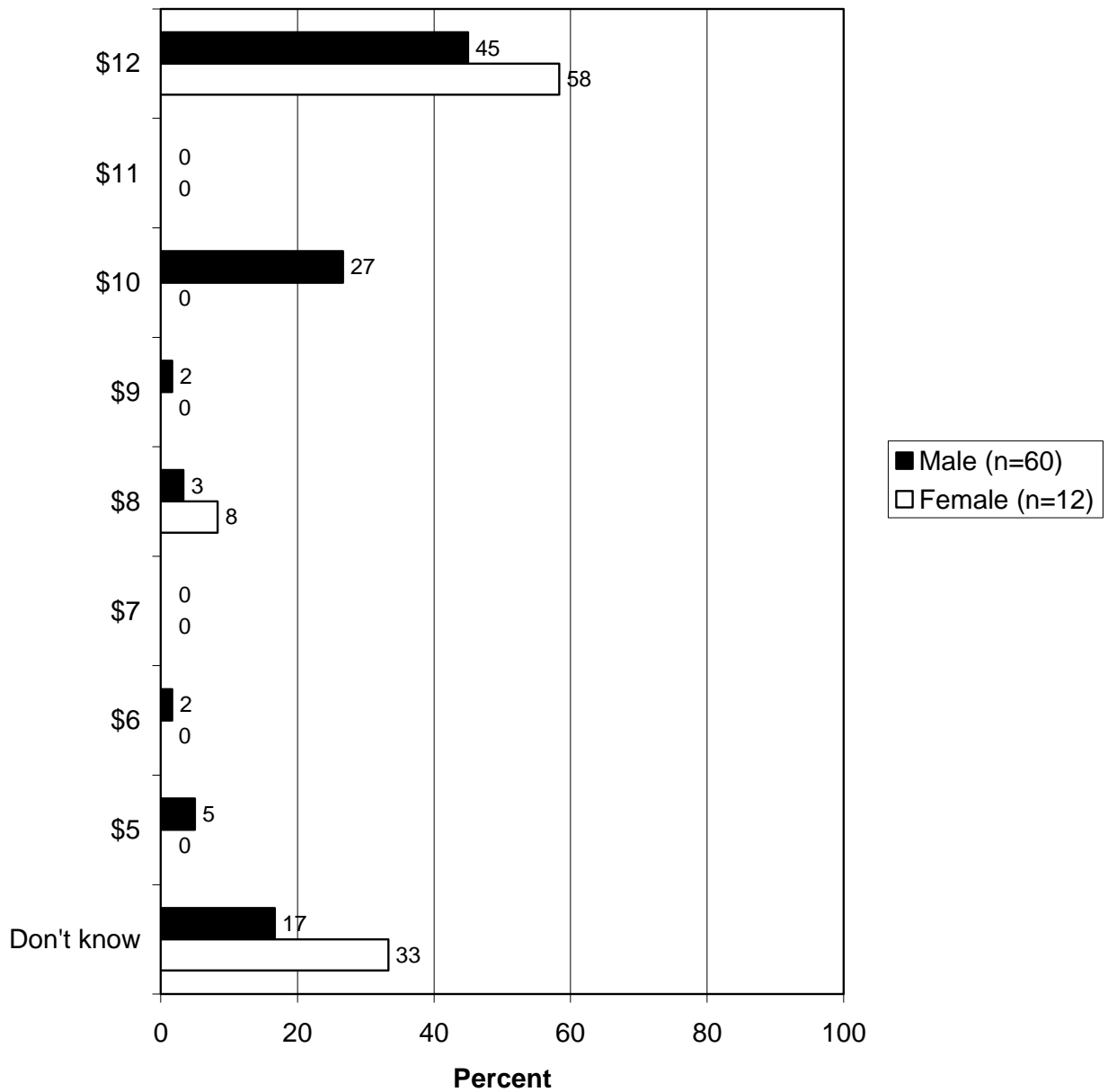
Q121. How much would you think is reasonable to charge for a black bear hunting license? (Asked of those who have hunted and support creating a separate hunting license for black bear in Vermont.)



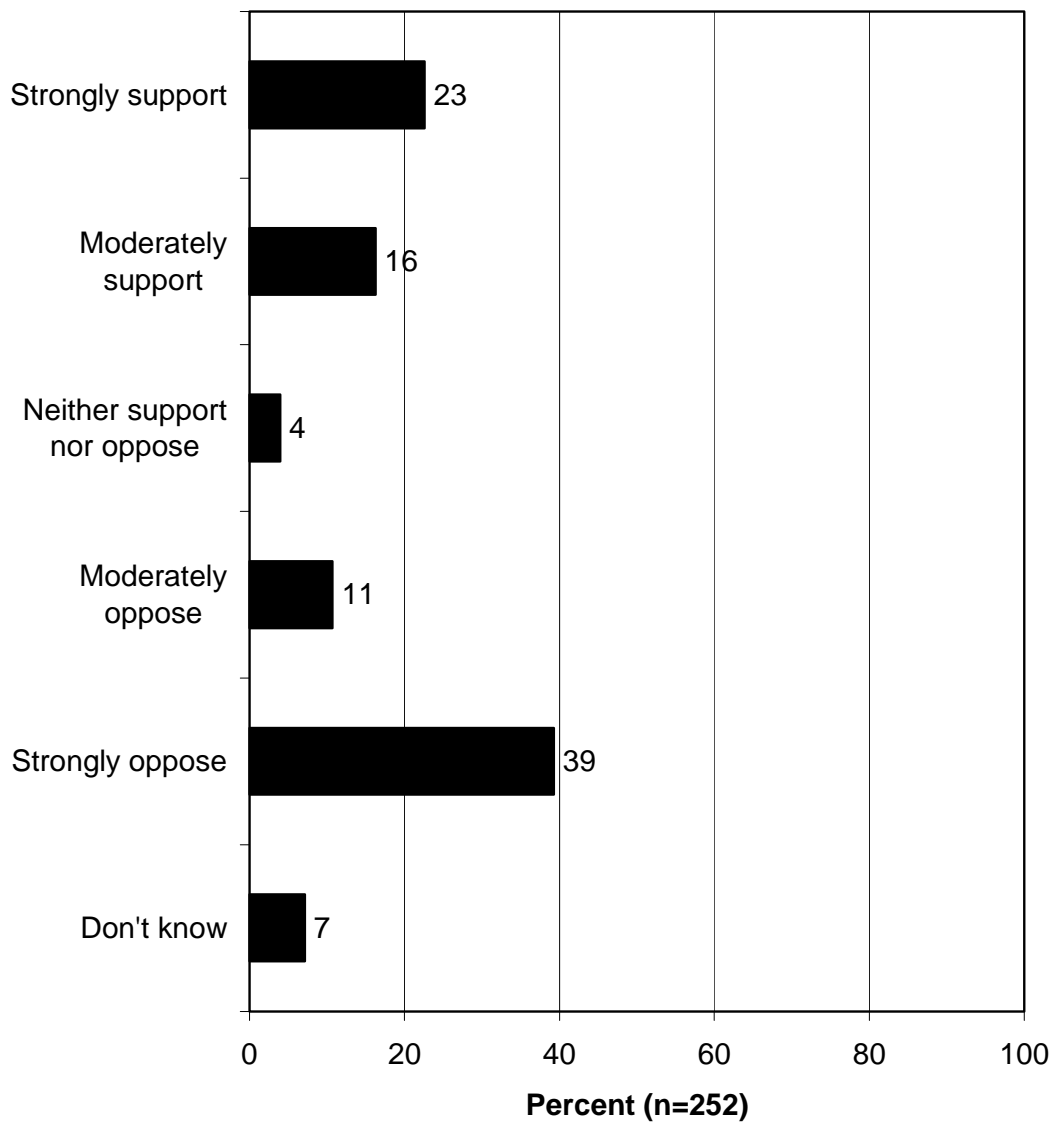
Q121. How much would you think is reasonable to charge for a black bear hunting license? (Asked of those who have hunted and support creating a separate hunting license for black bear in Vermont.)



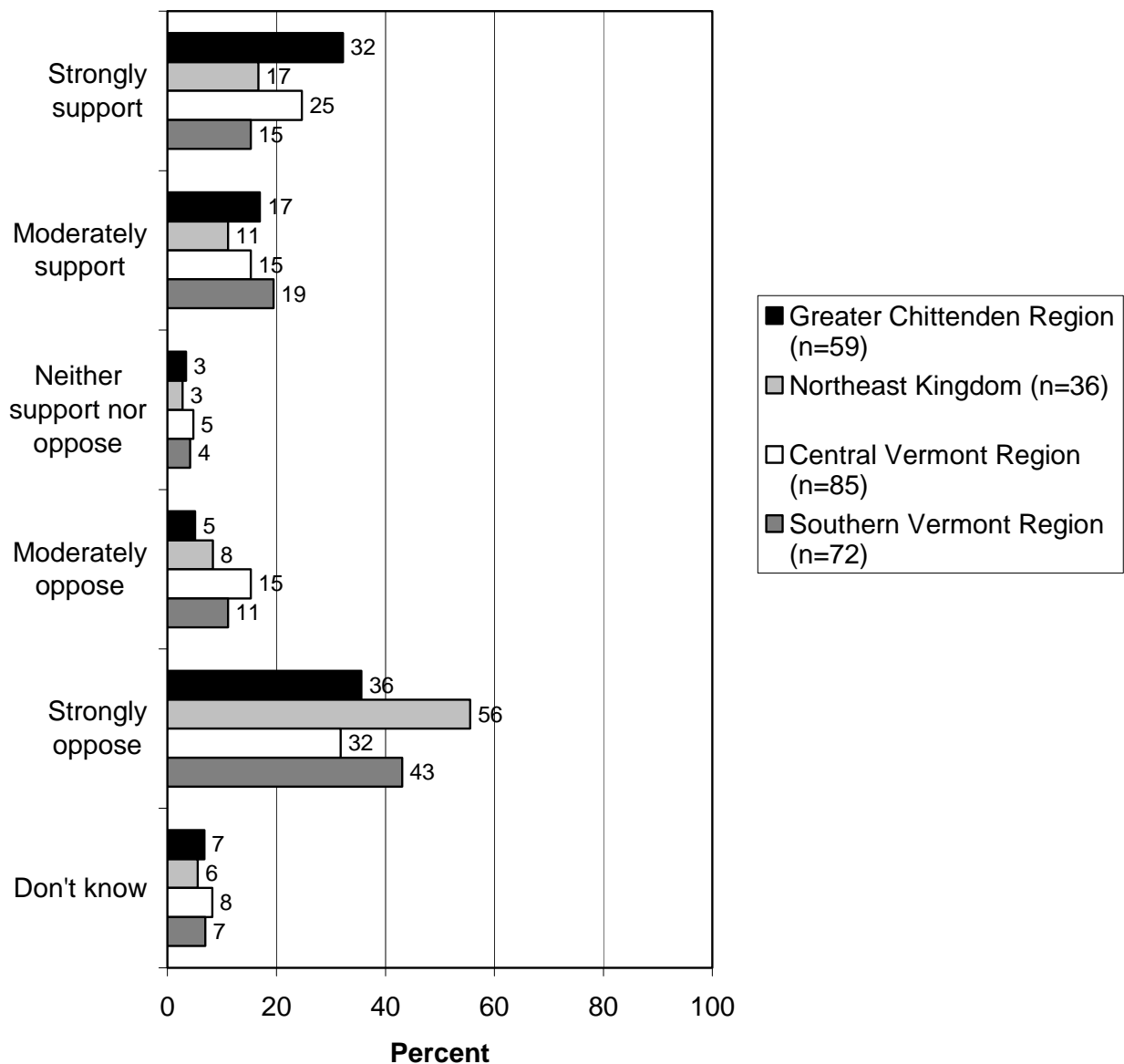
Q121. How much would you think is reasonable to charge for a black bear hunting license? (Asked of those who have hunted and support creating a separate hunting license for black bear in Vermont.)



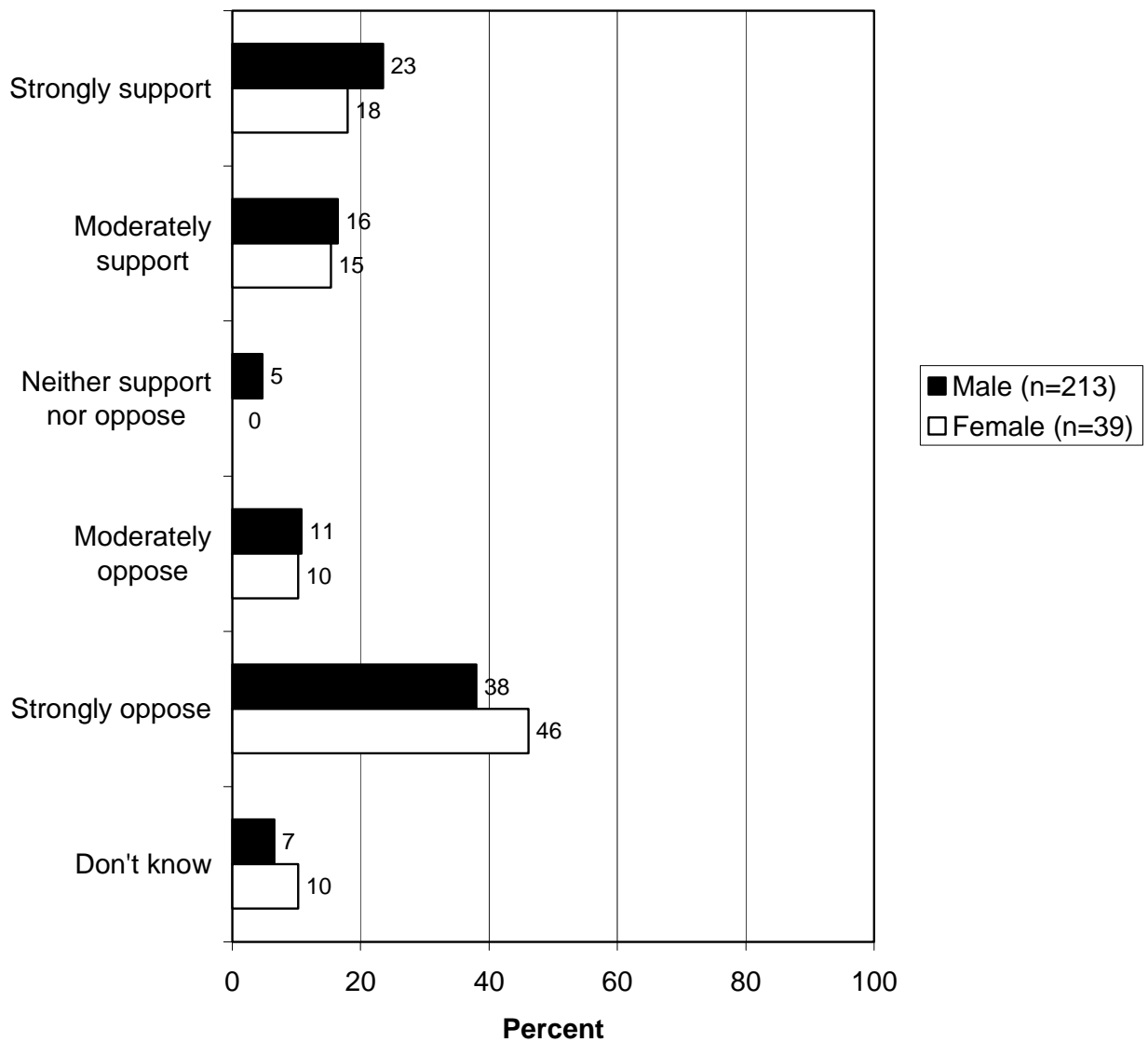
Q119. Currently, moose may be harvested during the season with rifles, handguns, muzzleloaders, bows, or shotguns. Do you support or oppose establishing an archery-only season for moose in Vermont in addition to the regular moose hunting season? (Asked of those who have hunted.)



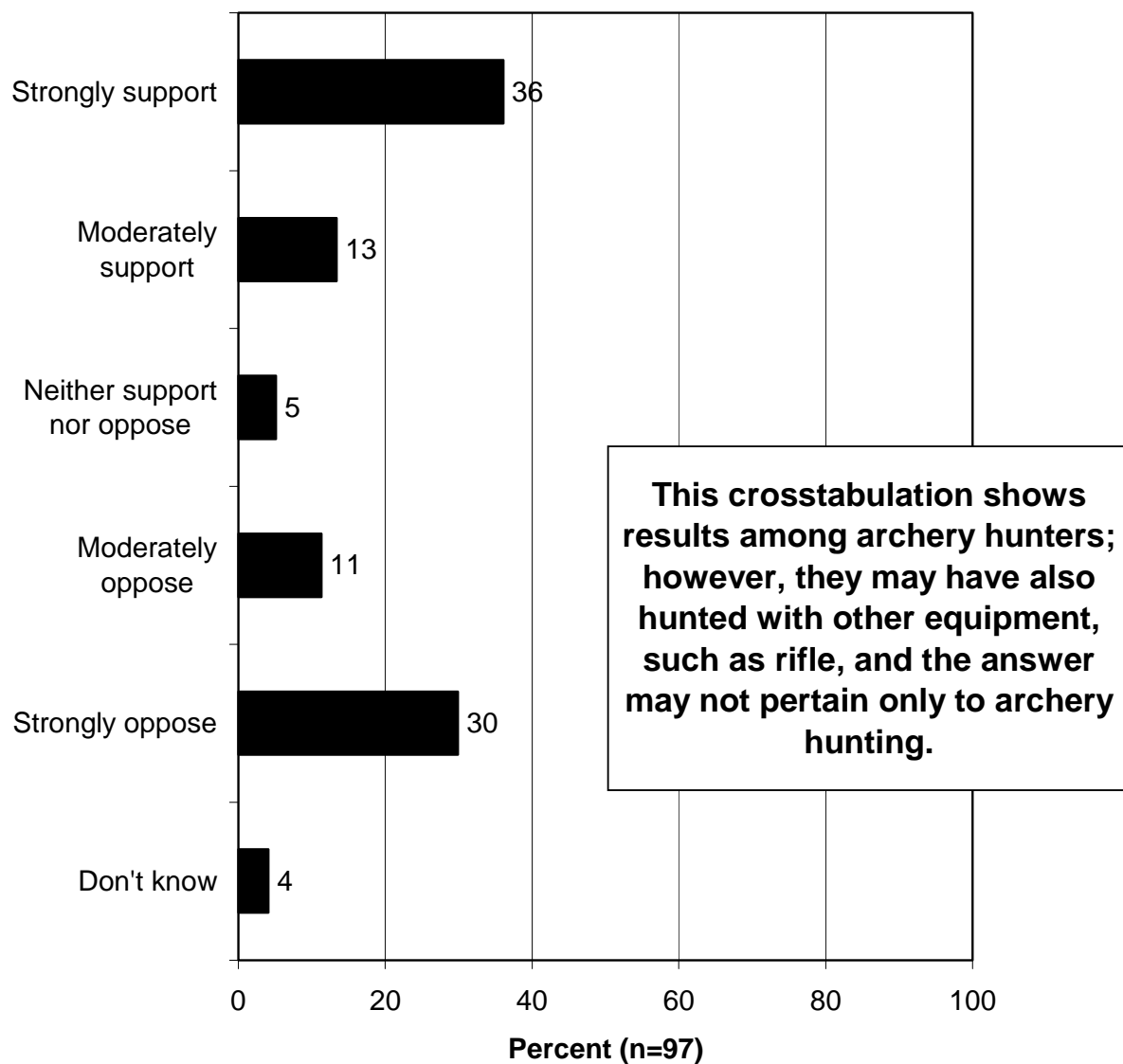
Q119. Currently, moose may be harvested during the season with rifles, handguns, muzzleloaders, bows, or shotguns. Do you support or oppose establishing an archery-only season for moose in Vermont in addition to the regular moose hunting season? (Asked of those who have hunted.)



Q119. Currently, moose may be harvested during the season with rifles, handguns, muzzleloaders, bows, or shotguns. Do you support or oppose establishing an archery-only season for moose in Vermont in addition to the regular moose hunting season? (Asked of those who have hunted.)



Q119. Currently, moose may be harvested during the season with rifles, handguns, muzzleloaders, bows, or shotguns. Do you support or oppose establishing an archery-only season for moose in Vermont in addition to the regular moose hunting season? (Among archery hunters.) (Asked of those who have hunted.)



ADDITIONAL CROSSTABULATIONS TO EXAMINE CURRENT VERSUS LAPSED HUNTERS

Crosstabulations of the data were run to determine if differences existed between those respondents who had hunted in the past year (current hunters) and those respondents who had hunted within the past 5 years but not within the past year (lapsed hunters). Note that this examination looks at *only those who hunted in the past 5 years*.

- The first result is simply that 79% of those who hunted within the past 5 years had hunted within the past year, while 21% had not. This suggests that about 1 out of 5 hunters does not hunt in any given year.

Q82. Have you hunted in the past 12 months? (Asked of those who have hunted in the past 5 years.)		
	Number	Percent
Hunted in past 12 months	188	78.99
Hunted in past 5 years, but not in past 12 months	50	21.01
Total of those who hunted in past 5 years	238	100

- Males are much more likely to be current hunters, when compared to females: 83% of male hunters (those who hunted within the past 5 years) had hunted in the past year, while only 55% of female hunters had done so.

Gender Crossed by Current/Lapsed Hunter		
	Percent of Hunters Who Are Current Hunters (hunted in past 12 months)	Percent of Hunters Who Are Lapsed Hunters (hunted in past 5 years, but not past 12 months)
Male	82.61	17.39
Female	54.84	45.16

- There appears to be a relationship between age and whether a respondent is a current or lapsed hunter. Older hunters (hunted in past 5 years) have a higher rate of current hunter, but the difference is small: 84% of those 55 years and older are current hunters, while 75% to 77% of younger age groups are current hunters.

Age Crossed by Current/Lapsed Hunter		
	Percent of Hunters Who Are Current Hunters (hunted in past 12 months)	Percent of Hunters Who Are Lapsed Hunters (hunted in past 5 years, but not past 12 months)
55 years or older	83.91	16.09
35 to 54 years old	74.76	25.24
18 to 34 years old	77.27	22.73

- Residential location makes a difference in rate of current hunters among those who hunted in the past 5 years: 72% of hunters who live in cities and small towns are current hunters, while 85% of hunters who live in a rural area are current hunters. Another crosstabulation looked at those hunters (hunted in past 5 years) who lived on a farm versus those who did not, with no marked difference in rate of current hunter.

Residential Location Crossed by Current/Lapsed Hunter		
	Percent of Hunters Who Are Current Hunters (hunted in past 12 months)	Percent of Hunters Who Are Lapsed Hunters (hunted in past 5 years, but not past 12 months)
City	78.95	21.05
Small town	70.53	29.47
Rural area not on a farm	87.00	13.00
Rural area on a farm	76.19	23.81
City or small town	71.93	28.07
Rural area	85.12	14.88

Farm Residency Crossed by Current/Lapsed Hunter		
	Percent of Hunters Who Are Current Hunters (hunted in past 12 months)	Percent of Hunters Who Are Lapsed Hunters (hunted in past 5 years, but not past 12 months)
Does not reside on a farm	78.97	21.03
Resides on a farm	76.19	23.81

- There appears to be a relationship between education and whether a respondent is a current or lapsed hunter. The higher the education level, the lower the rate of current hunting. Of those hunters (hunted in past 5 years) who had no college experience, 81% are current hunters; of those hunters with a post-graduate degree, 74% are current hunters.

Education Crossed by Current/Lapsed Hunter		
	Percent of Hunters Who Are Current Hunters (hunted in past 12 months)	Percent of Hunters Who Are Lapsed Hunters (hunted in past 5 years, but not past 12 months)
No college experience	80.91	19.09
Some college, no higher than Associate's or trade school degree	77.05	22.95
Bachelor's degree, no higher degree	76.19	23.81
Post graduate degree	73.68	26.32

- In looking at the rate of current hunters out of all hunters who hunted within the past 5 years in each region, we find some differences. Within the Greater Chittenden Region, 71% of hunters (those who hunted within the past 5 years) are current hunters (hunted within the past year), while 29% are lapsed. This is a markedly lower rate of current hunters when compared to the other three regions of the state, in which the rate of current hunters ranges from 79% to 83%. Expressing this another way, churning is higher in the Greater Chittenden Region. County-by-county results are also provided, but note that there are small sample sizes in some of the counties.

Region of Residence Crossed by Current/Lapsed Hunter		
	Percent of Hunters Who Are Current Hunters (hunted in past 12 months)	Percent of Hunters Who Are Lapsed Hunters (hunted in past 5 years, but not past 12 months)
Greater Chittenden Region	71.43	28.57
Northeast Kingdom	79.41	20.59
Central Vermont Region	80.77	19.23
Southern Vermont Region	82.86	17.14

County of Residence Crossed by Current/Lapsed Hunter			
Sample Size in County	County	Percent of Hunters Who Are Current Hunters (hunted in past 12 months)	Percent of Hunters Who Are Lapsed Hunters (hunted in past 5 years, but not past 12 months)
18	Addison	77.78	22.22
11	Bennington	72.73	27.27
10	Caledonia	70.00	30.00
42	Chittenden	66.67	33.33
2	Essex	100.00	0.00
12	Franklin	83.33	16.67
2	Grand Isle	100.00	0.00
10	Lamoille	90.00	10.00
26	Orange	80.77	19.23
22	Orleans	81.82	18.18
33	Rutland	84.85	15.15
24	Washington	79.17	20.83
6	Windham	83.33	16.67
20	Windsor	85.00	15.00

- White-tailed deer hunters were asked how far they typically travel by vehicle or other conveyance to hunt deer (exclusive of walking in the forest or field to get to their hunting spot). Relative to lapsed deer hunters, current deer hunters appear to travel a shorter mean distance: the mean one-way travel distance for current hunters is 19.1 miles; the travel distance for lapsed hunters is 32.5 miles. Looking at this variable a different way, the rate of current hunter (among those who hunted in the past 5 years) is higher for those who typically travel less than 20 miles to deer hunt (85% are current hunters) when compared to those who typically travel more than 40 miles to deer hunt (76% are current hunters).

Q103. How far, in miles, do you travel, one-way, by vehicle on a typical deer hunting trip in Vermont? (Includes by horse; doesn't include walking through woods to get to a treestand or other hunting spot.)		
	Sample size	Mean Miles of Travel
Percent of White-Tailed Deer Hunters Who Are Current Hunters (hunted in past 12 months)	180	19.11
Percent of White-Tailed Deer Hunters Who Are Lapsed Hunters (hunted in past 5 years, but not past 12 months)	41	32.46

One-Way Travel Distance	Percent of Hunters Who Are Current Hunters (hunted in past 12 months)	Percent of Hunters Who Are Lapsed Hunters (hunted in past 5 years, but not past 12 months)
More than 40 miles	76.32	23.68
20-39 miles	76.60	23.40
Less than 20 miles	84.56	15.44

DEMOGRAPHIC DATA

- The sample was 48% male, 52% female.
 - A much greater percentage of hunters are male, compared to non-hunters.
 - The nonparametric analysis results are shown. Among the findings:
 - Being male is correlated with having hunted in the past 5 years

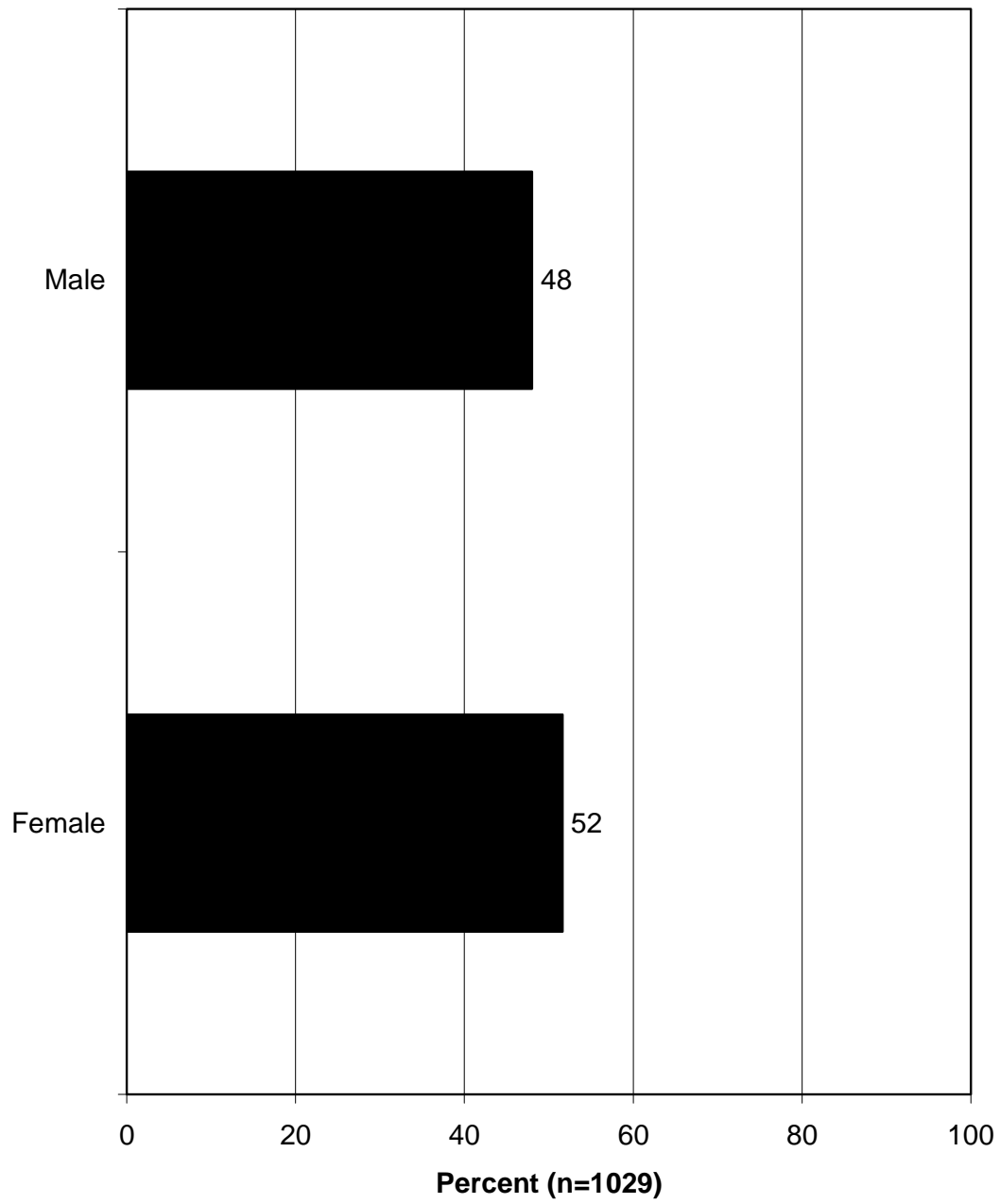
- The ages of respondents are shown, fairly well-distributed among age categories.
 - The nonparametric analysis results are shown. Among the findings:
 - Being older than the median age is correlated with not indicating support for four of the five habitat protection/conservation efforts, as well as having hunted, but not within the past 5 years
 - Being the median age or younger is correlated with having hunted in the past 5 years, supporting four of the five habitat protection/conservation efforts, and supporting one of the four funding mechanisms

- Vermont is predominantly rural or small town: 49% describe their residence as rural, and 38% say they live in a small town.
 - Not surprisingly, the Greater Chittenden Region is the most urban.
 - A crosstabulation found that rural residents and farmers had more damage from wildlife than did non-rural and non-farmers.
 - The nonparametric analysis results are shown. Among the findings:
 - Residing in a rural area is correlated with having had damage to vehicles and/or personal property, having spent money to prevent wildlife damage, and having personally had or having a household member who had a vehicle collision with a deer

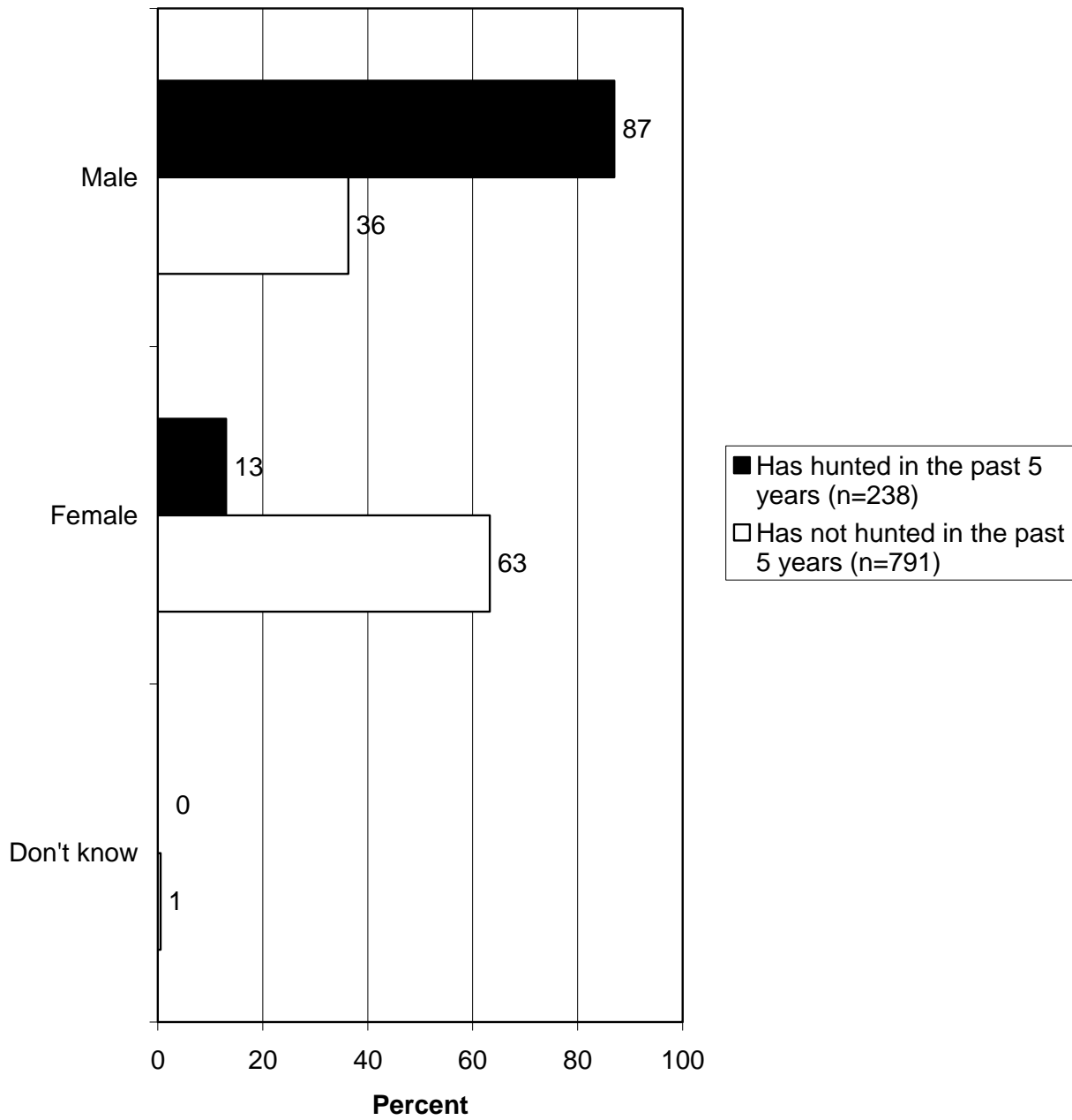
- Educational levels of Vermont residents is shown: 63% have taken at least some college or trade school coursework, and 41% have a Bachelor's degree, with or without a higher degree.
 - Hunters, as a whole, have slightly less education than do non-hunters: 46% of hunters have gone no further than high school (with or without a diploma), while only 31% of non-hunters have gone no further than high school; only 8% of hunters have a post-graduate college degree, while 21% of non-hunters do.
 - Northeast Kingdom residents are the most likely to have gone only as far as high school.

- The nonparametric analysis results are shown regarding education. Among the findings:
 - Those whose highest educational level is no more than high school (with or without a diploma or equivalency) are correlated with having hunted and with *not* indicating support for four of the five habitat protection/conservation efforts
 - Those who have at least a Bachelor's degree are correlated with not having hunted and supporting four of the five habitat protection/conservation efforts

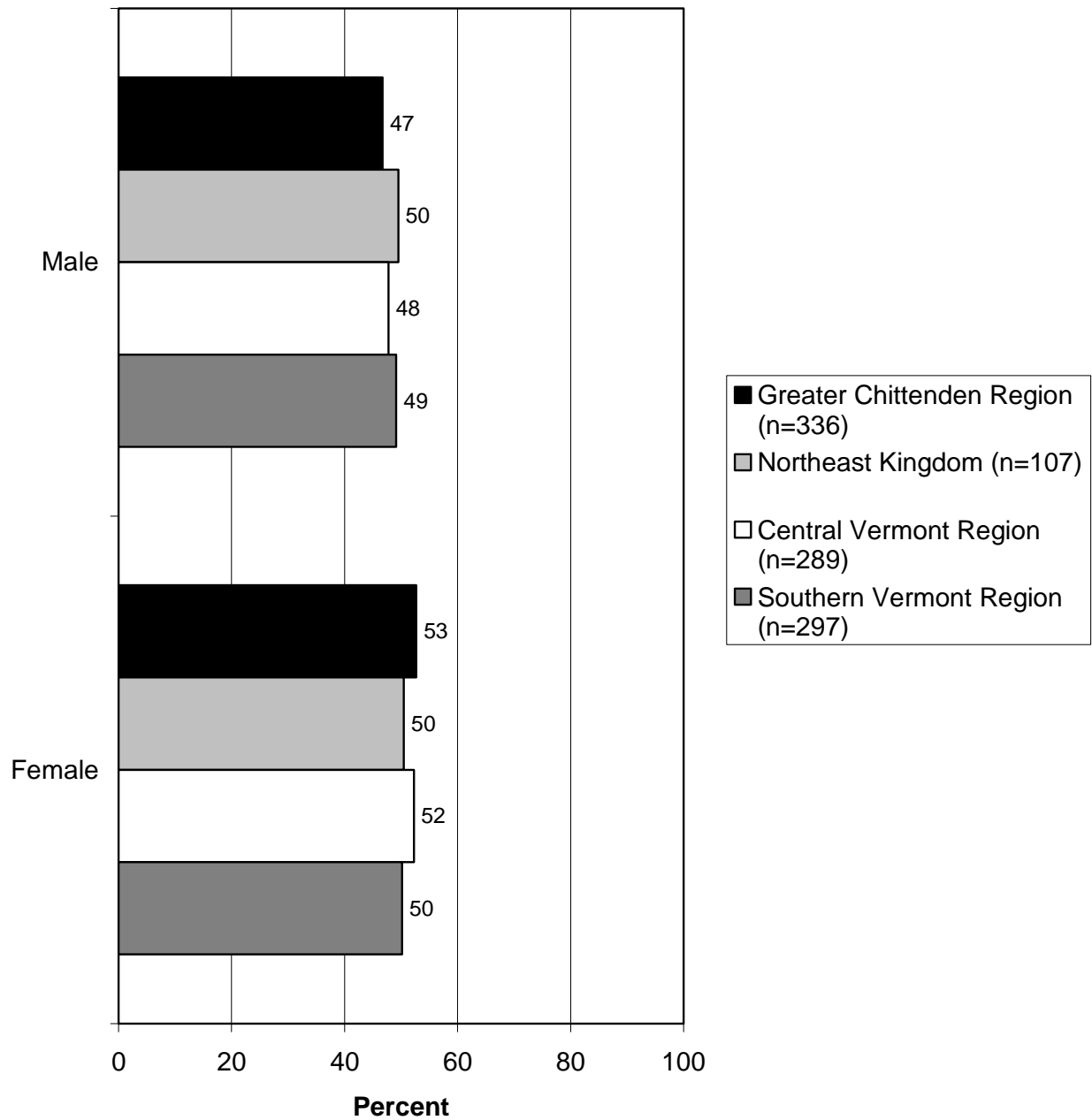
Q141. Respondent's gender (not asked, but observed by interviewer).



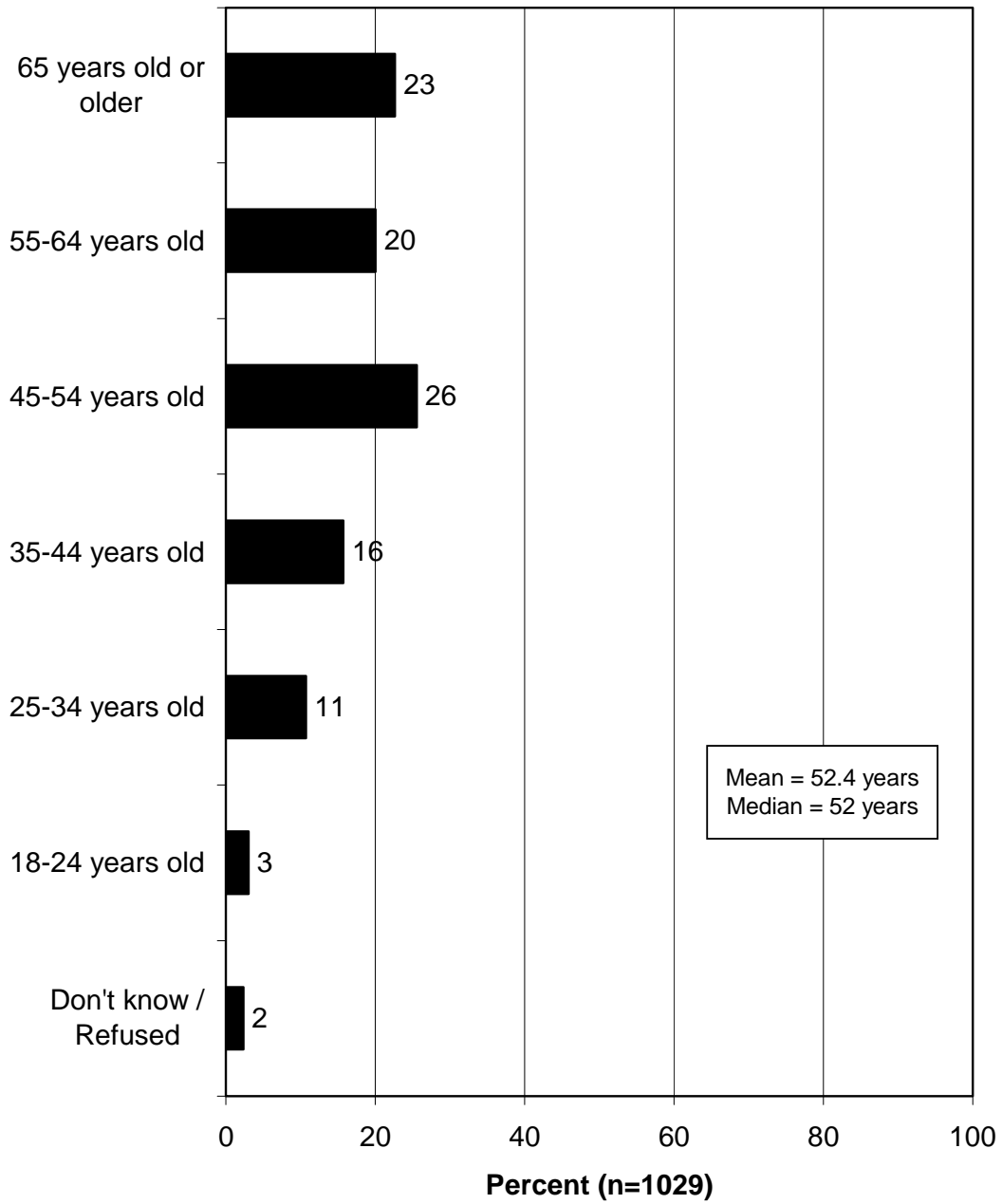
Q141. Respondent's gender (not asked, but observed by interviewer).

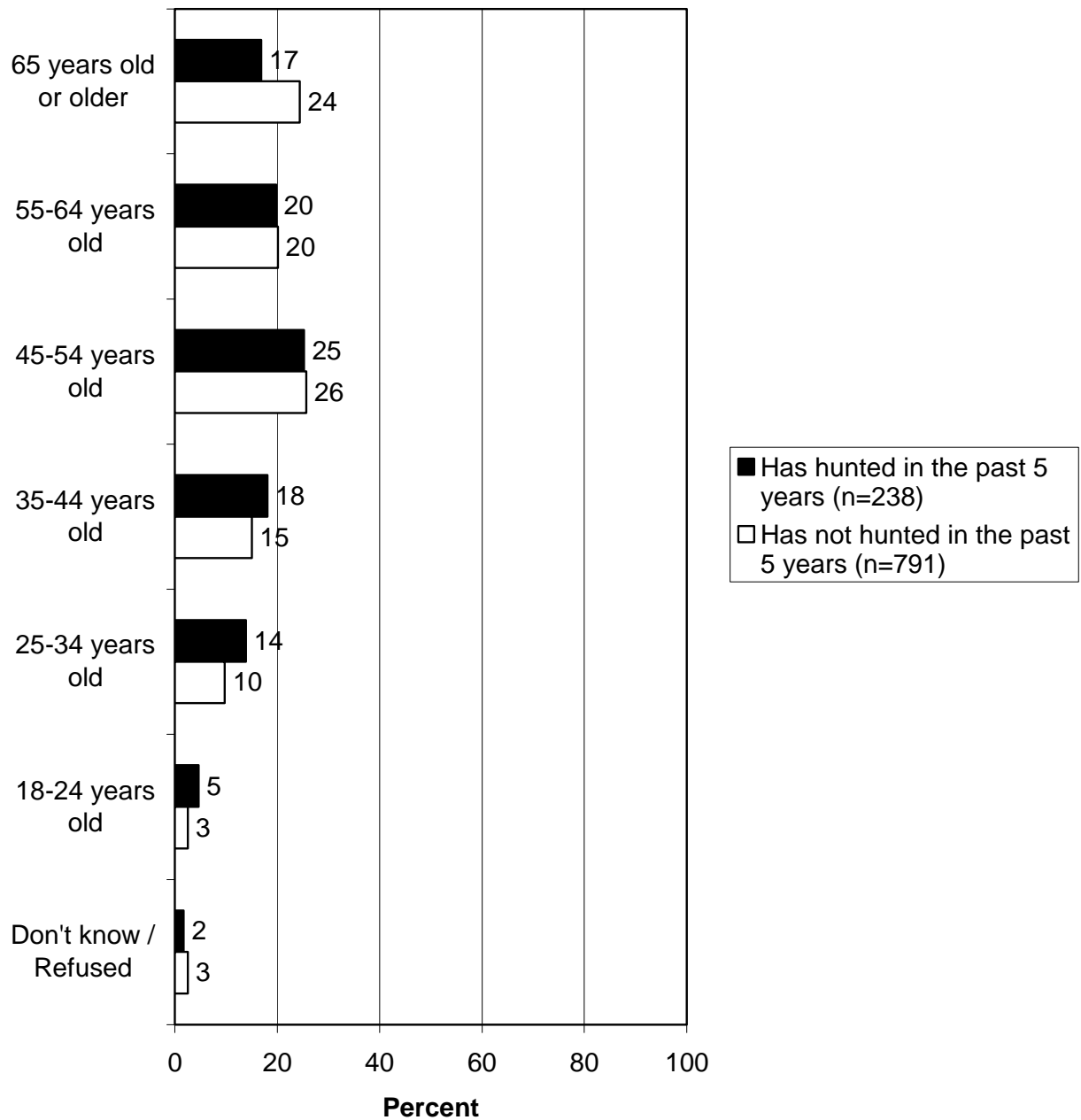


Q141. Respondent's gender (not asked, but observed by interviewer).

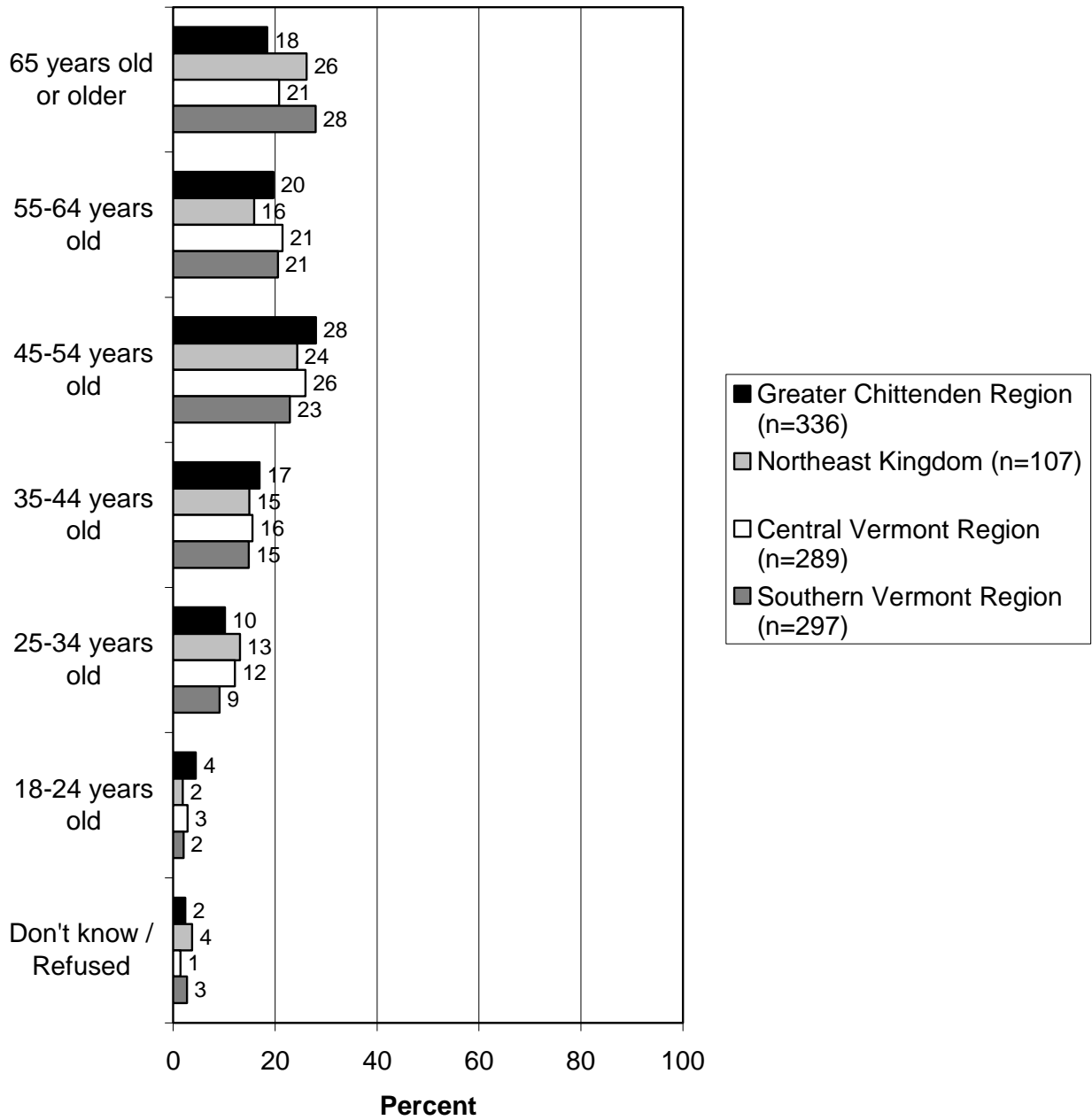


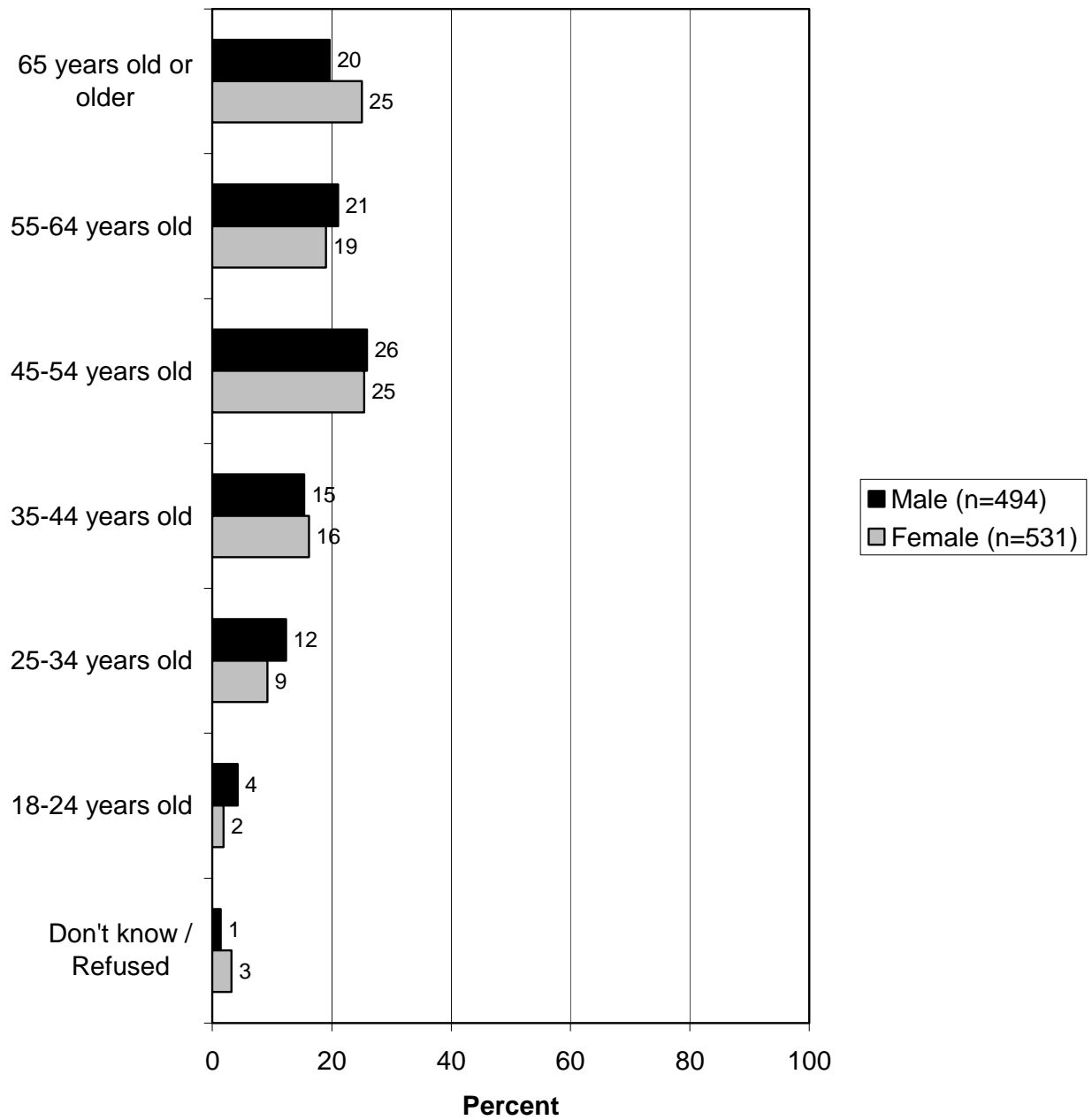
Q135. And finally, may I ask your age?



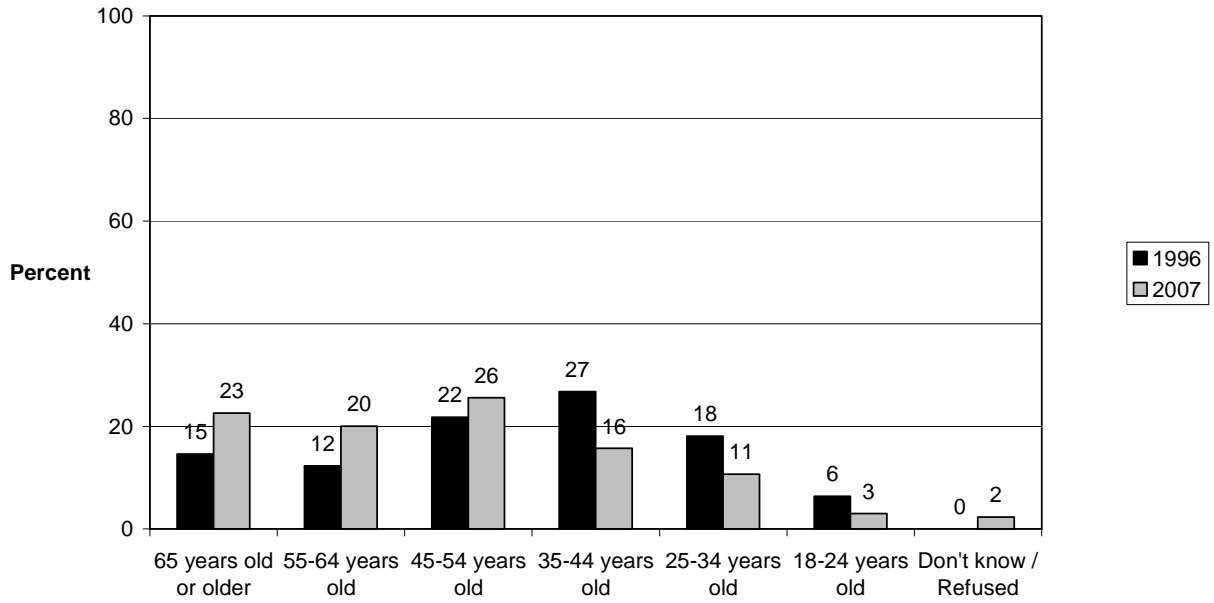
Q135. And finally, may I ask your age?

Q135. And finally, may I ask your age?




Q135. And finally, may I ask your age?

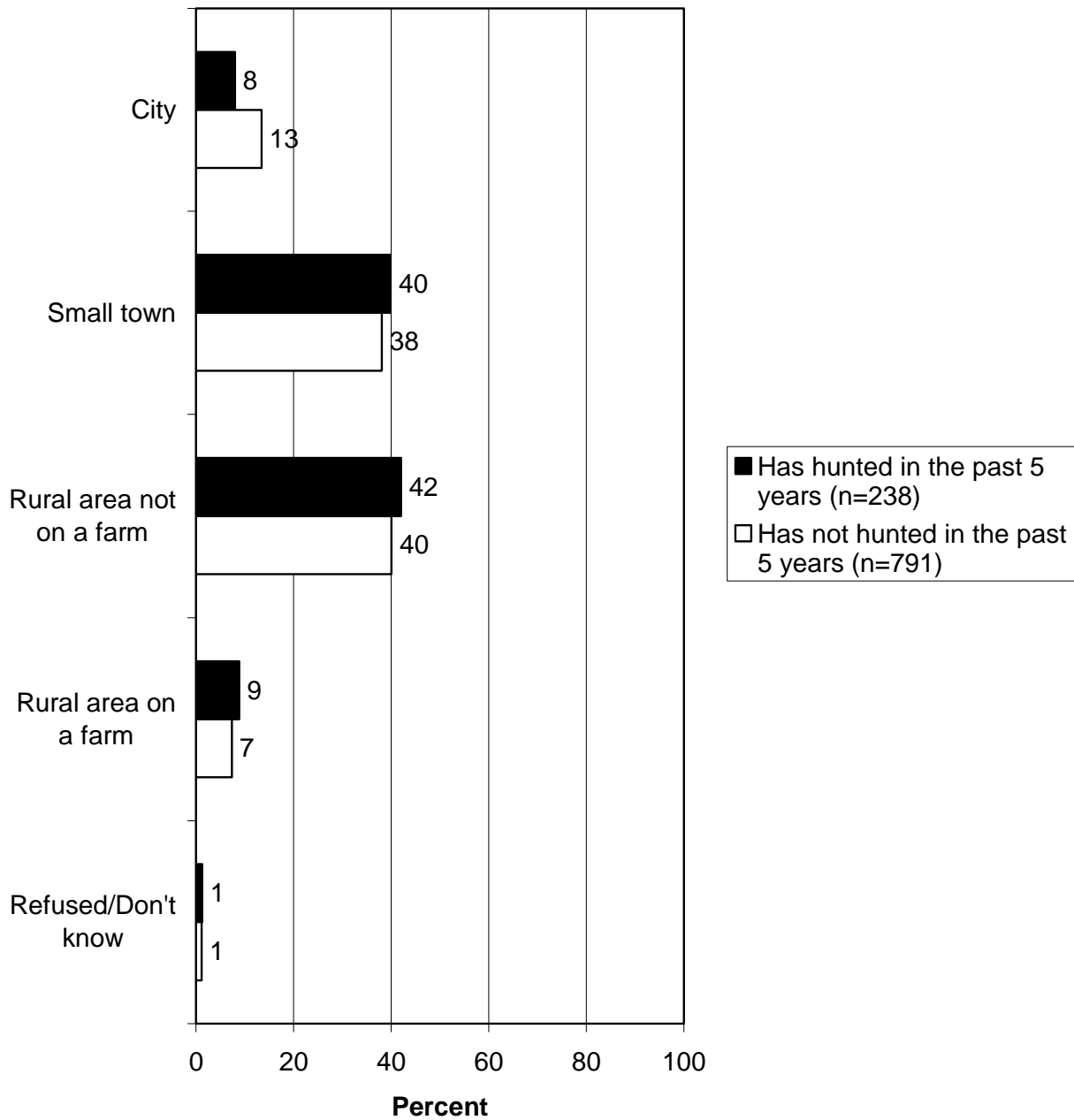
May I ask your age?



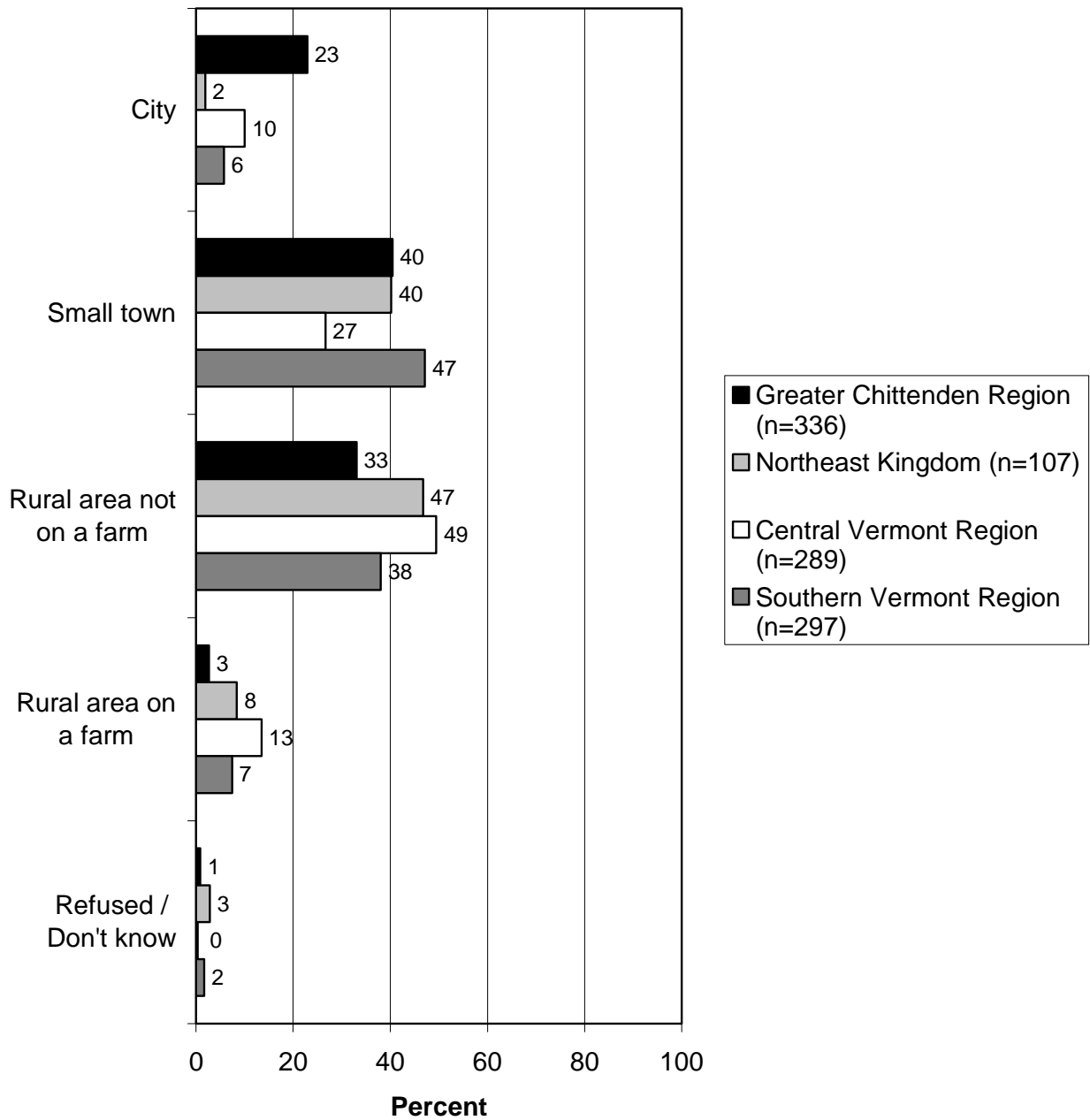
Q133. Do you consider your place of residence to be in a city, small town, rural area, or farm?



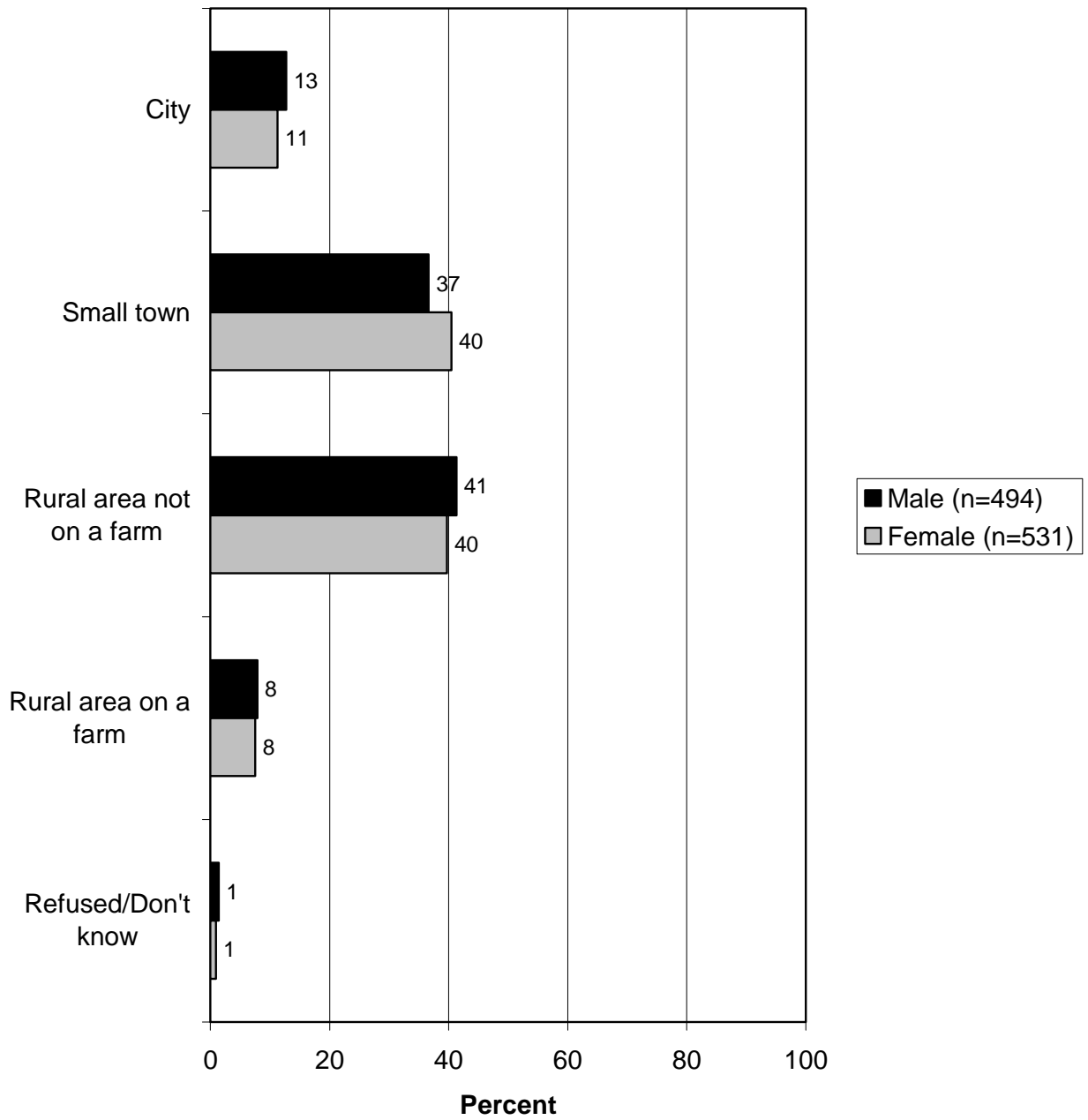
Q133. Do you consider your place of residence to be in a city, small town, rural area, or farm?



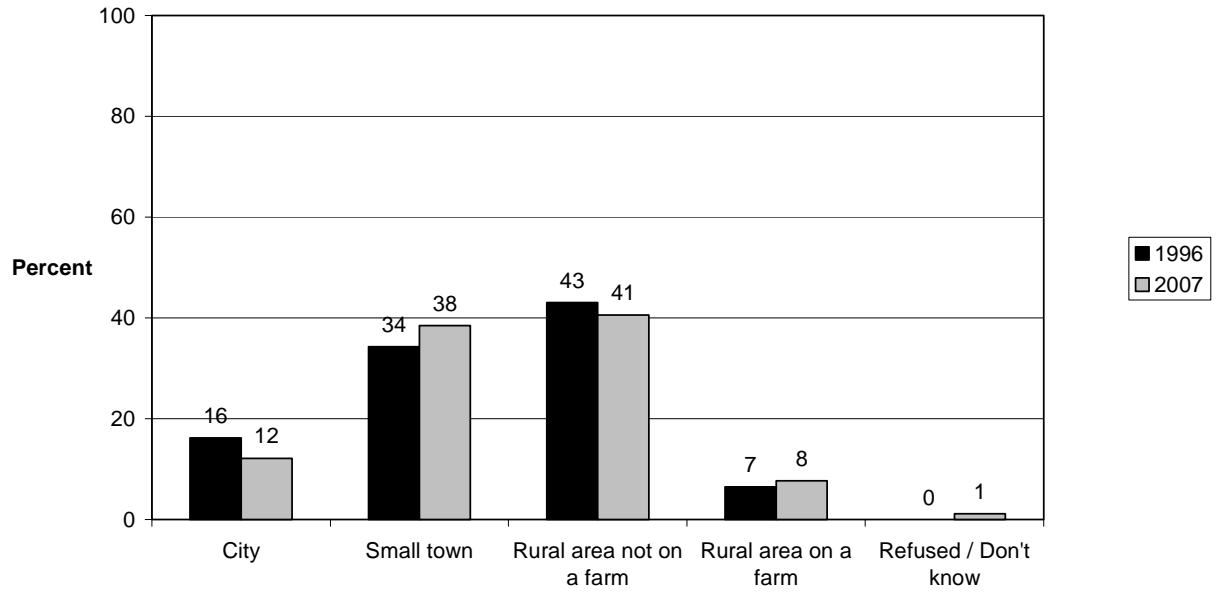
Q133. Do you consider your place of residence to be in a city, small town, rural area, or farm?



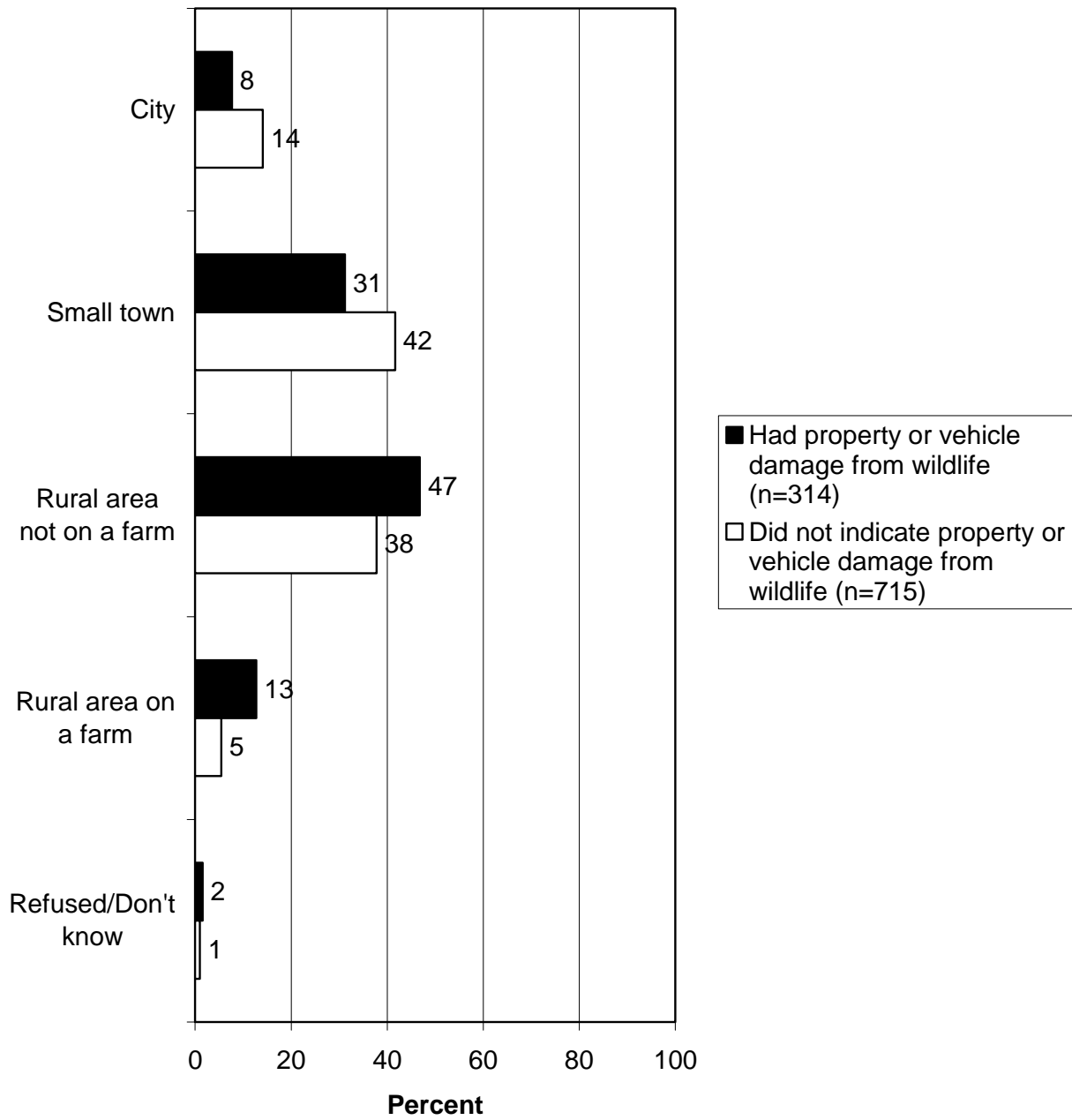
Q133. Do you consider your place of residence to be in a city, small town, rural area, or farm?



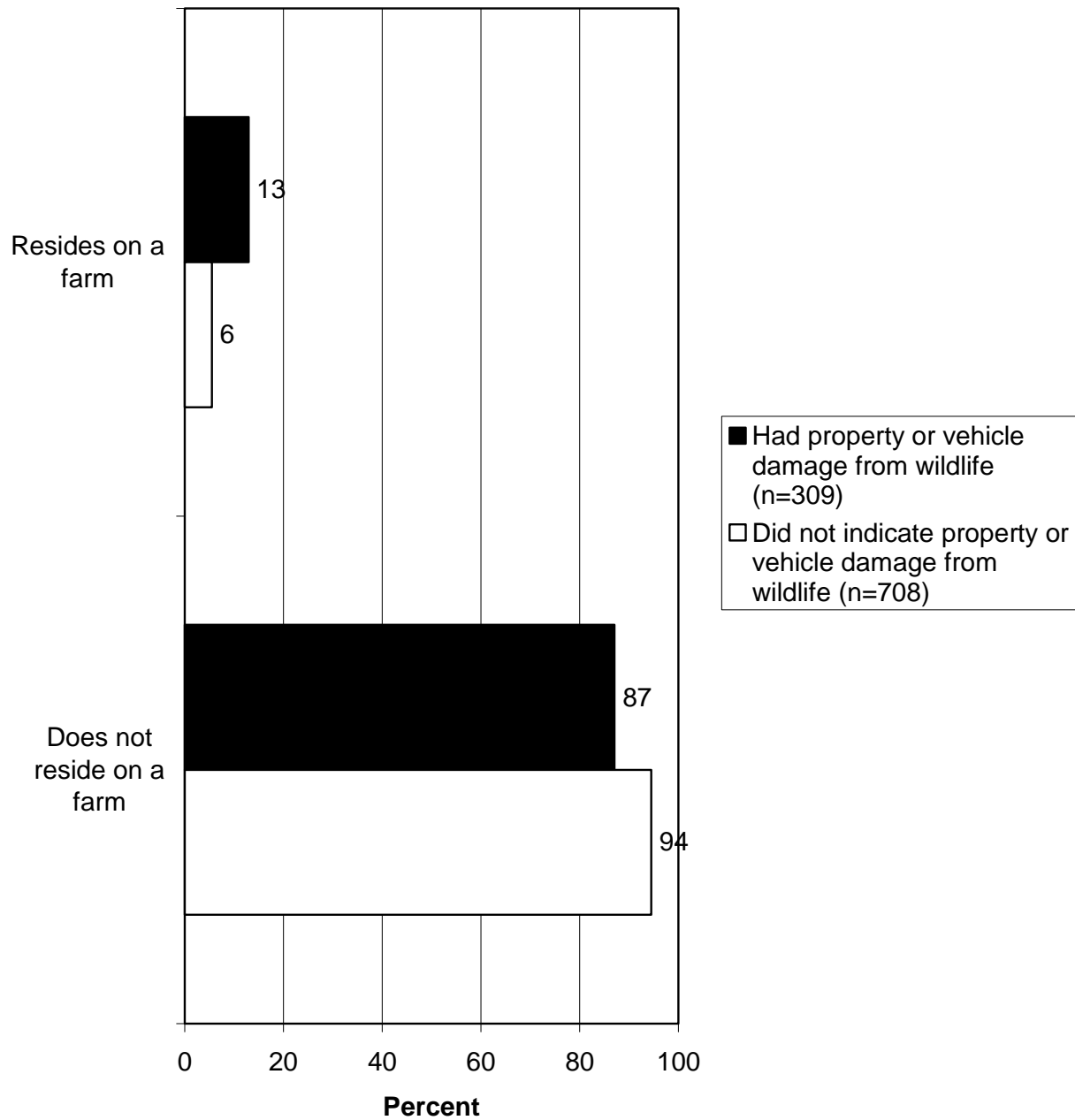
Do you consider your place of residence to be in a city, small town, rural area, or farm?



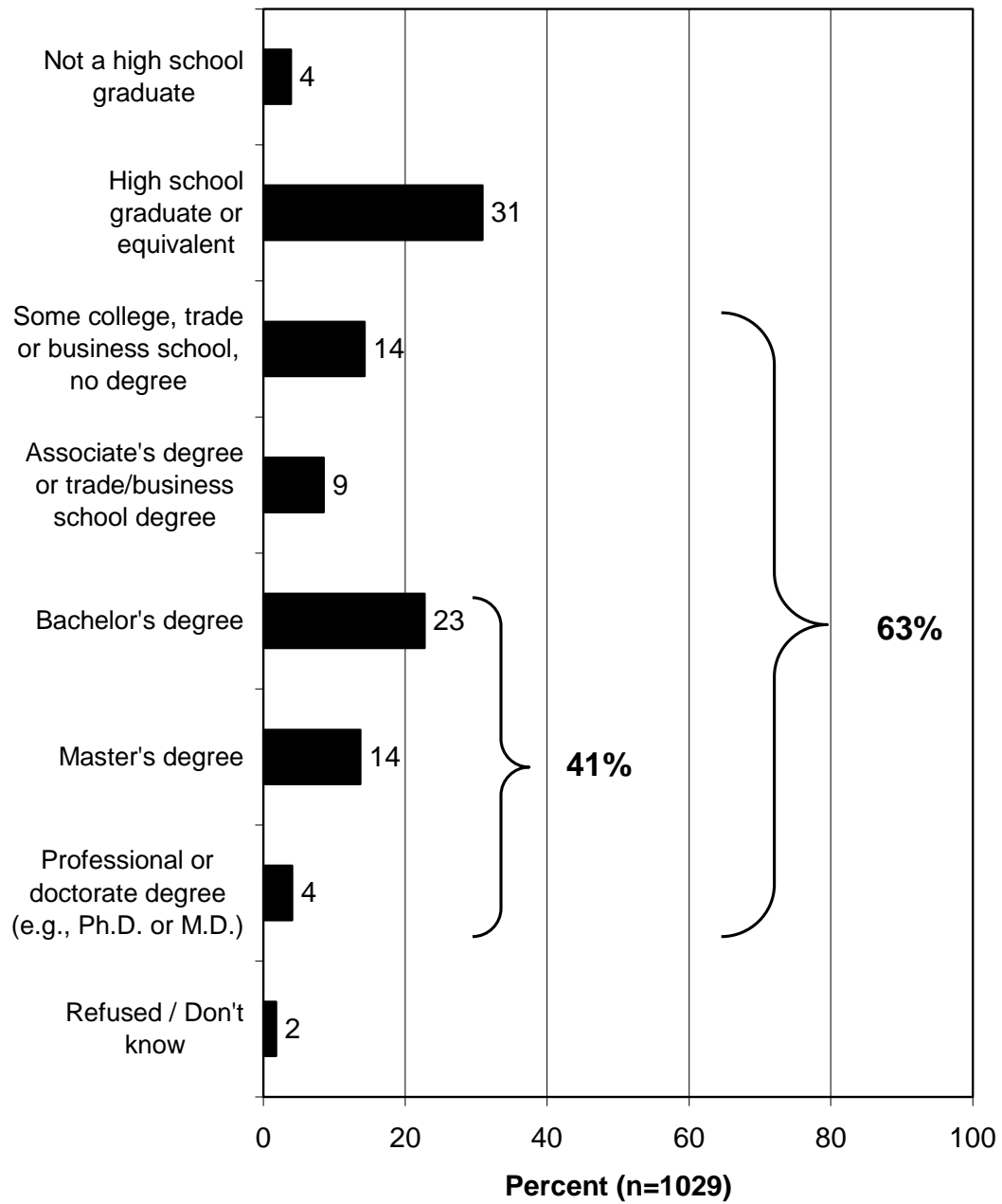
Q133. Do you consider your place of residence to be in a city, small town, rural area, or farm?



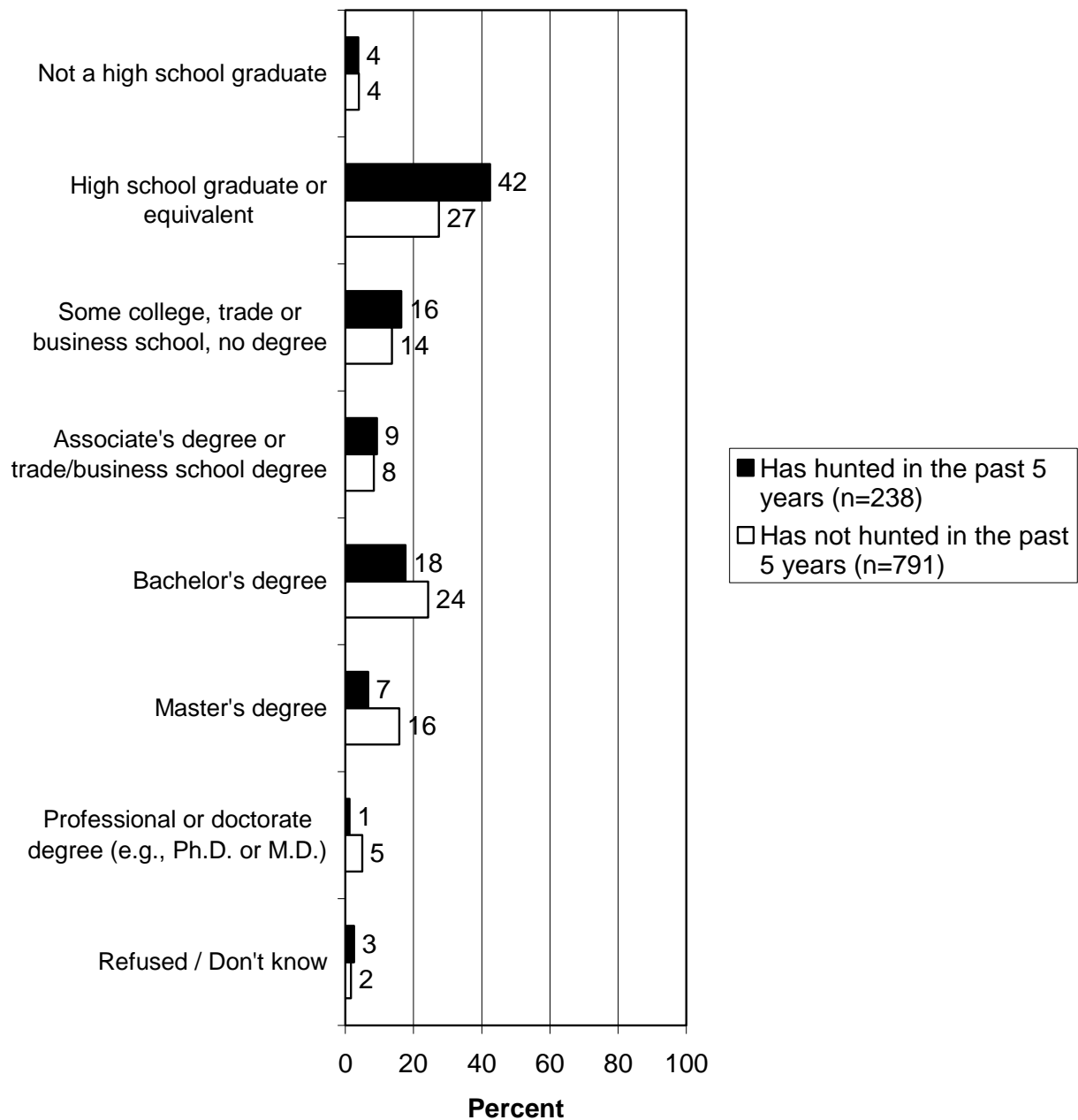
Q133. Do you consider your place of residence to be in a city, small town, rural area, or farm?



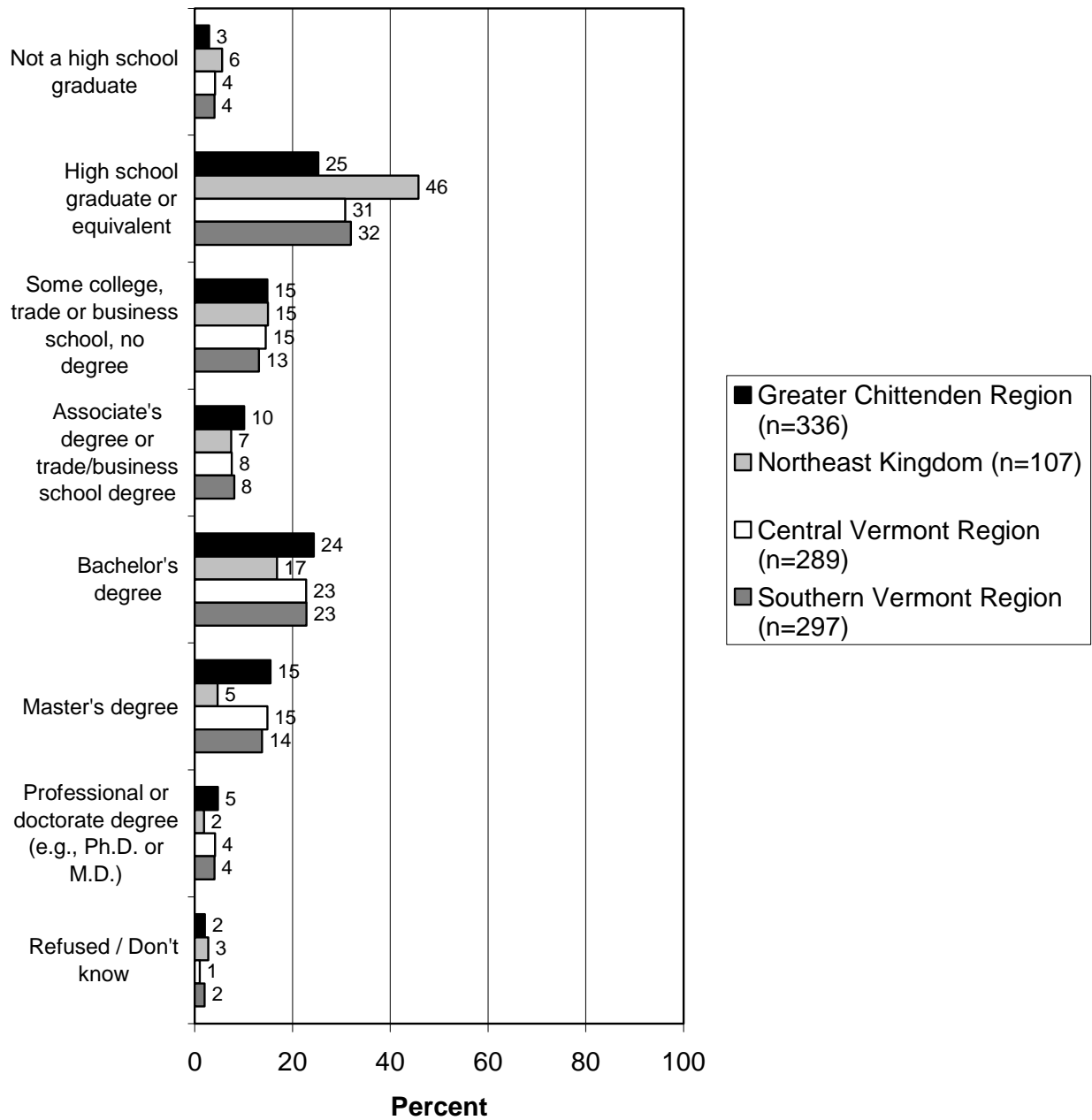
Q134. What is the highest grade level you have completed in school?



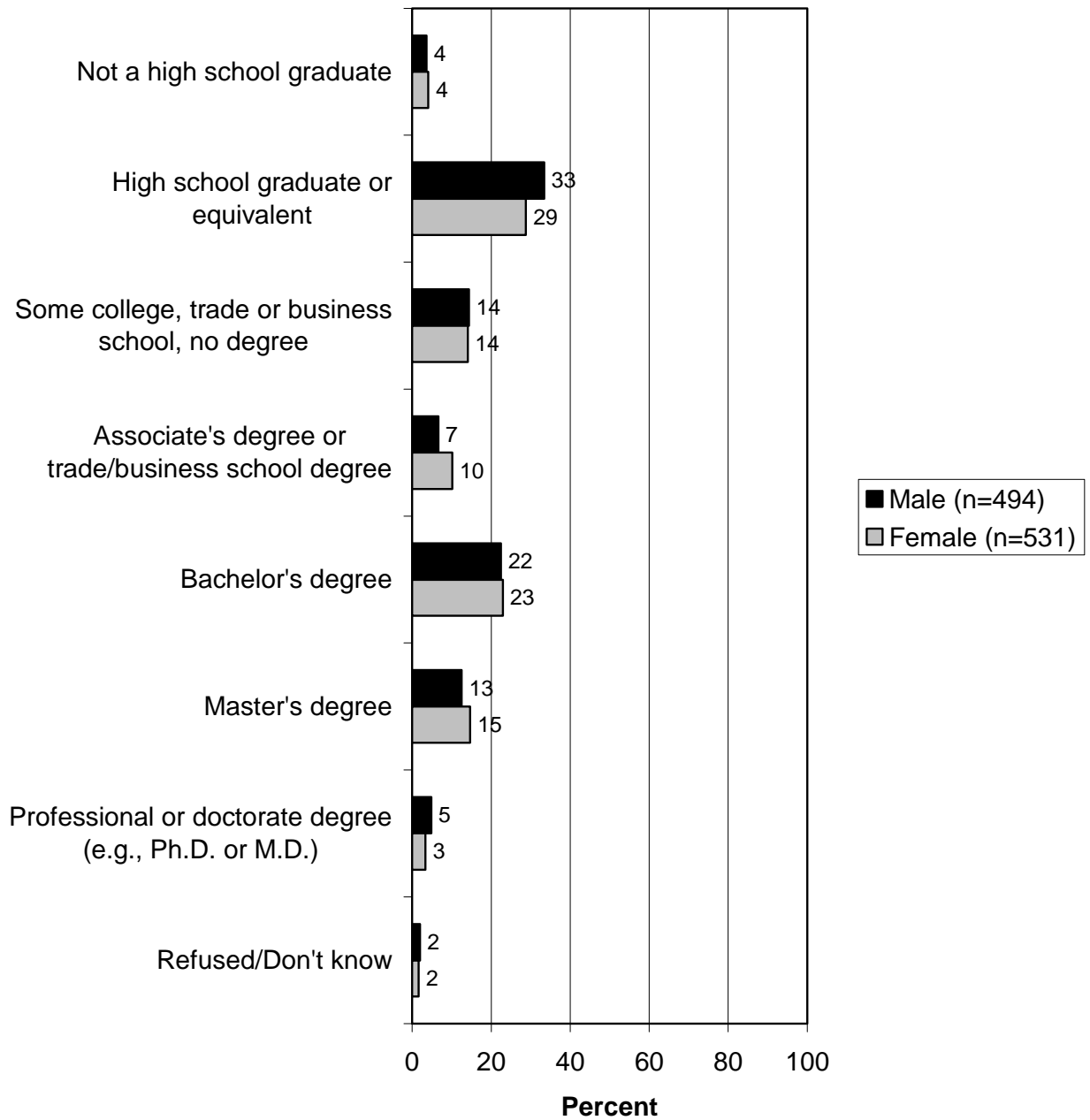
Q134. What is the highest grade level you have completed in school?



Q134. What is the highest grade level you have completed in school?



Q134. What is the highest grade level you have completed in school?



ADDITIONAL COMMENTS

Q139. That's the end of the survey. Thanks for your time and cooperation. If you have any additional comments, I can record them here.

I think if we managed the population of people, we wouldn't have interface problems with wildlife.
I believe in having the habitat for wildlife.
Some areas should be added for turkey hunting.
I disagree with the no baiting law for deer; should be allowed to bait bear and deer. It allows more time to judge the animal for quality.
I'm pretty happy with the current situation; it's good around here.
The beaver population should not be hunted; instead they should be removed.
Helping the deer population is more complicated than just restricting what you can harvest by antler points.
There needs to be a third person involved in mitigation for conservation/developing land conflicts.
Act 250 is counterproductive because Act 250 inhibits development, but also requires development in some situations; it needs to be reviewed/redone; it is causing me to develop land I didn't want to develop. It should allow flexibility.
There should be a constant audit on wildlife in Vermont done annually.
I don't think we do enough for the wildlife.
I work for police department. Are there any ways to tranquilize or transport dangerous animals when sited in public places? I wish they wouldn't kill them. I would like to see the department be smarter at taking care of dangerous animals in public.
I would like to see the department putting more stock in the local people's knowledge of the land. The locals who walk their land every day know it and can manage it better than scientists. The Department should be held more accountable.
There should be a minimum age for hunting.
Grouse and pheasant populations are low in my area.
Leave more land open for people to observe the wild animals.
I'm opposed to jacking deer for resale; if a person is on hard times and rely on meat for their family, their limit might change. I wish muzzleloader and archery season were around the same time.
Youth hunters should not be allowed to shoot young deer—only older deer like everyone else.
I called Fish and Wildlife about a nuisance raccoon and was told just shoot it and throw the carcass in the trash. Not satisfactory!
I think too many young deer are killed during youth hunting season. I don't like the change in the law about spike deer; I don't see well and can't always tell about spikes. I would like to be able to put out apples during the bow season.
We need more fox to eat the rabbits that are eating my garden.
I think the conservation programs that they have for the kids, taking them out hunting and trapping, are great and should continue.
Hunting bear by dog should be outlawed. If you're going to hunt, hunt, but don't have somebody else do the work for you. I've seen too many use dogs with radio controlled equipment to find them; they sit on the side of the road to wait for the bear.
Deer hunting season is getting better with the spike horn law.
I may be biased; I work for the state (DMV) and know many of the people involved.
Need to change the wildlife commissioner; he isn't doing a good job.

Overall, if it doesn't take away from other important things, there should be more money for conservation.
Fish and Wildlife Department is doing a good job, but deer population is managed poorly.
I'm a beekeeper, and the bears are a nuisance for my bees.
Barre and Windy Wood Road area is starting to have mangy fox that are very lethargic and are starting to worry residents; they are not afraid of people at all.
I do not agree with killing wildlife to decrease populations.
We need more selective cutting; there are many thousands of acres of mature hard woods that are beyond the usefulness for wildlife. There is very little secondary growth under the trees, and cutting and logging allows them to have more food.
I'm a National Park Ranger.
Coy dogs are killing the deer populations.
Island Pond is being closed off to all-terrain vehicles. The land should be open to the public for use, as long as it is not abused.
I think that checking up on opinions of people make programs work. I like these surveys.
You can't keep taking wildlife habitat away and not expect them to be on your property.
Just get it down to 1 deer per hunter.
Wetlands need more protection from tree cutting and using it for agriculture.
I think youth hunting should be one time only whether they shoot a deer or not. Too many spikes are killed, and there are too many deer killed by parents, not youth.
If they really want to help the environment and wildlife, they need to make it more economically feasible for people with land that they want to protect so they won't have to sell it for development. Small farms are on the decline.
I'm for saving the wildlife!
Fish and Wildlife is doing a great job overall.
They should create an outreach program to educate people about how to feed deer correctly. I know you're not supposed to do it because they mess up their systems. However, they get in people's gardens. It might stop if there was an alternative.
My complaint is that the moose permit cost is too high and makes it appear that they are making more money on licenses and higher tag costs.
I disagree with having your name on deer blinds. I build my blinds as I have, and as I leave I destroy the blind.
They are doing a good job and they need support.
Little more courtesy between property owners and hunters would be nice.
The Department needs revenue; they gave out too many deer permits. It should be that all outdoors people pay something.
The deer population needs to be increased drastically.
I think wildlife is very important and I support it.
More game wardens are needed all over the state.
I think that the land could be taken care of by farms with a little help from the Fish and Game Commission. Farmers use winter rye to bring deer herds back, and I think it would help make deer larger too; deer are too small now.
The Department is doing a great job.
I support the Fish and Wildlife Department, but there shouldn't be bears in town where we live.
There needs to be better management of beavers; they take up open agricultural areas.
I think more revenue would come the Department's way if taxes were lowered. Taxes are already so high, and people might be more willing to spend money in charitable ways.

There was no question about the new antler law.
They should offer a variety of wildlife license plates, maybe a special vanity license plate where the funds go to the Department.
I think that they are managing the deer herd very poorly; they have sold the deer herd through the doe hunt and don't account for the winter kill. I hunt in New Hampshire where the deer population is much better managed.
I feel that there are way too many turkeys and that somehow the Department should come up with a way or an extra season to thin them out.
Wildlife is important for Vermont; we should take care of it.
Spring turkey season should be pushed up to begin a few weeks earlier.
We are defenders of wildlife in our family, and I would like to see catamounts return.
They ought to keep up the good work; just change a couple of things.
There is too much building, and animals need homeland security.
I live next to a bird refuge in Chittenden Co., and hunters start Labor Day and hunt on this conservation land starting before dawn until Dec. 20. This is not right.
Tax should not just come just from hunting licenses.
There are more problems than what are on the surface, and the Department needs to get away from the computers and outside to actually confront them. Also, there should be an application tracking system so that people get the chance to hunt.
I think the Department seems to be doing a good job with limited resources. We use nature areas etc. Hard to know what the balance is re: budgets. Money has to come from somewhere.
I want to be able to hunt turkey in the fall.
If the deer population near Killington was greater and healthy, I would be encouraged to buy a hunting license again.
I feel strongly that people in their 70s and 80s should have different rules for does and spikes because we can't get out as far in the woods any more; we're too old.
Fish and Wildlife should get additional funding by increasing taxes, not redistributing existing taxes.
Belco Power Company transmission line through Washington County is a disaster—it looks horrible. It's right in our back yards and is lowering our land value. It could have been put in the state park. It's hypocritical of our lawmakers.
My sister and I are animal lovers, and we hate to see the global warming. Protect the animals!
We had a raccoon problem a few years ago, no Department personnel came, and animal control shot 2 raccoons, which was very upsetting. I would like to see funding to have personnel to take care of wild animals in cities and towns.
People should be allowed to feed deer during January to April. I have no use for the State of Vermont's wildlife, I feel very sorry for the animals. If wildlife comes onto someone's property, you can't control it! They need to change the rule.
Coyote hunting should be outlawed.
Trees should stop being clear cut. The no shooting spikes is a great law.
Keep up the spike-horn ban for another year or two.
About the coyotes: I don't think they are doing any damage; they don't bother any animals on my farm. They clean up the dead animals and eat the pests.
In localized area, posted property causes an increased and concentrated deer population, which is damaging to the land and their populations.
Reduce the Canada geese population, and control the turkey population.
Should charge for bear hunting sticker to help increase funds.

Hunters baiting deer should be minimized.
We should listen to the biologists when it comes to hunting. They know what they are talking about.
I think you guys (the VT Fish and Wildlife Department) do a great job, and I appreciate all of your work.
I'd like to see the archery and trapping seasons done away with, as there is horrific suffering through those methods.
Money to help wildlife should come from what the state already has and is using incorrectly—they are wasting money. Let's use that for wildlife. We don't need to raise taxes. Leave the wildlife alone; don't mess with them.
There is a need for grouse habitat management, allowing clear-cutting in some areas for this; they also need a law to prevent people feeding wild turkey.
There is a problem with wild dogs in Halifax, VT, seems to be a lot of them around. The Department should do something about it.
I really enjoy seeing the wildlife around, and I don't think that they are destructive in the area that I live in or cause problems. I think it's something nice to have around and that we should take care of them.
New Hampshire has bumper stickers on their state vehicles to promote taking children hunting and fishing, and they pass them out in other states as well. Lost chance to advertise for cheap. Change moose season, with a bigger gap in between.
Support antler restrictions, especially to encourage youth hunting; too many doe around—not enough bucks; get woods healthy.
The idea of passing a law and having certain things happen is questionable; should be able to enforce. Deer and dog ticks are increasing because of climate change.
Youth hunting age limits should be higher. I feel parents are shooting deer. I don't think they (FWD) tell hunters enough about what they are doing to manage the deer habitat.
Find a way to defeat CWD and test more deer.
Youth should have the same rules as adults. We need to shoot more turkeys in the spring. The senior citizens should be able to hunt during the youth weekend.
Spring and fall turkey seasons should be two separate tags so you can get 2 per season—extend fall season a week later to address overpopulation.
Companies that benefit from habitat—logging companies—should be taxed to provide more money for conservation and protection of habitat.
Crossbow hunting should be allowed during rifle season.
I just love nature and I think if we leave well enough, we'll be okay.
The Department does a good job. We must look at different areas in different ways. We have to think of economic development.
The law prohibiting humans to feed deer was harmful to deer that grew dependent on being fed.
The only major wildlife I've seen in my area are bobcats, so all of the other questions were a little hard to answer.
I would like some advice on how to make my property inviting to wildlife. I enjoy watching them and would like to increase their presence on my land.
I support antler restrictions.
Control human population so that the animals that were here first can stay on their land.
I want you to protect the animals from the hunters.
Antlerless deer hunting should require extreme management with strict enforcement and severe punishment.

I feel funds should come from raising the hunting fees.
I was at a country store, and I overheard about 10 guys saying how they were so proud that they shot a deer they had been feeding all summer, and it made me sick.
License for bear hunting should be \$50.
People who buy in hunting stores/gun stores should have to bear the tax burden for the fish and wildlife service, and people who own vast tracts of land (150+ acres) should allow private hunters. Deer herds are too large and need more hunters.
I enjoy fishing, like to keep fishing. Fisher cats are too many though.
I don't feel that you should have to take a course to trap if you have already had a trapping license in years past, and if a course is needed like for my son, it should be more readily available because it is very hard to find a course.
Deer hunting in Vermont poor; I hunt in New York.
I am concerned about the rabies and deer being confined, having less food for the herd.
I have been made aware by NPR of the Fish and Game Department, and I was not aware of all they did before; it is nice and necessary PR to inform the public and good marketing.
I am satisfied with the way things are going; not enough bucks, longer doe season needed.
I would like to see the state control the coyote population to increase the deer population.
I think Fish and Wildlife should be one of the most important Departments in the state. I know there is a lot of poaching. This is an important part of Vermont.
I do support the DNR getting funding in general.
I've worked with people in the Department as a biologist, and I appreciate the complexity of their position. And I know a lot of good sincere people that work for the Department.
Fish and Wildlife Department could get some money from the lottery, and some of its winnings.
For moose, there should be a point lottery like in Maine.
I would like to see more outreach about education. I don't know much about the populations around here, but I'd like to.
Posting of property as far as hunting goes has taken away from locals; it's too commercialized, and Indians are being driven off their land.
More bucks are needed; too many does are in the deer population.
I think the harvest limits for wild turkey should be 2 for the spring season and 2 for the fall season.
Funding not compensated for by increasing taxes; in Vermont, taxes are high enough. Deer feeding should be allowed January through April. Keep turkey as is; there are plenty of them. The youth hunt is an excuse for adults to kill more deer.
I wish the state department would do something about the coy dog population; there are significant numbers of them, and they are driving most deer out; maybe a bounty for coy dogs, something, anything.
Increase the bear population; the population is too low.
Deer population seems down in recent years.
I want the bear season to include all rifle deer season.
Just keep up the good work; I wish that Fish and Game could help more with skunk control. The skunks are overpopulated.
The Department is not informing the public enough about their activities.
Let's get a bear baiting season here.
Spend money on local wildlife protection, and have a gas tax on SUVs and other gas hogs.
The turkey population is high and needs to be reduced. Clover for wildlife. Don't shoot spiked horn deer.

Fish and Game are very helpful and doing a good job.
Hunters should hunt more bucks, and you should be allowed to harvest more turkeys.
Biologists should determine seasons for antlerless deer.
Hunting licensing is on the decline. Vermont waters are more contaminated by erosion.
I appreciate the survey! Should charge for search/rescue if needed for foolish reasons. We use state land for snowshoeing, kayaking.
Feeding of bears on personal property should be stopped.
Any funding for fish and wildlife should not come from regressive taxes (i.e., a sales tax). All money for the fish and wildlife should come from income tax, a progressive tax.
Coyote population is too high; they are running the deer herd; ban hunting female bears with cubs and smaller bears; it's too easy with dogs.
I want to return to using apples as bait for deer, but I am opposed to using grain or salt for baiting.
There could be a tax on the sale of recreation vehicles, i.e., snowmobiles, and I would support an increased tax on fuel for conservation.
Buy and protect large deer yards. Animals need good habitat.
Coyotes surrounded me and my family in my backyard, and they almost attacked us. We should be able to hunt them to control. They need to go.
I strongly oppose increasing taxes in general—Act 68 Property tax is too high as it is.
Fish and Game funding should come from licenses.
Size limit on bears should be large.
Get more youth involved in hunting and conservation.
It is an unfair moose lottery system; I have never gotten accepted for permit, and I don't understand why you give them to non-residents before residents.
Vermont residents of certain income level with dependents shouldn't need licenses but should harvest as many as they can. Fees for out-of-state should increase drastically. Too many deer for habitat available. Disease more from non-native species.
I strongly disagree with youth hunting; I feel that it's something that the child should do with parents, and they also should take hunter education.
Wildlife should be regulated with hunting seasons to protect animals from starvation. Government tampering does not work; better to let nature take its course.

APPENDIX: NONPARAMETRIC ANALYSIS TABULATIONS

Supports the VFWD protecting important wildlife habitat through Act 250	Z-SCORE
Supports the Department working with town or regional planning commissions to design plans that work around and conserve important wildlife habitat	8.83***
Supports the Department protecting important wildlife habitat by purchasing land	7.35***
Supports the Department regulating logging in areas with important wildlife habitat	6.71***
Supports protecting important wildlife habitat by providing financial incentives to property owners who conserve habitat	5.95***
Supports redistributing a portion of the current state sales tax so that the Fish and Wildlife Department would receive 1/8th of 1% of the existing sales tax	5.45***
Supports the Department receiving general fund dollars for programs and activities in which it participates but does not currently receive funding	5.07***
Supports a 1/8th of 1% increase in the state general sales tax in support of programs for which the Department does not currently receive funding	4.44***
Supports the Fish and Wildlife Department receiving a small percentage of the rooms and meals tax	3.82***
Agrees that this regulation (making it illegal for the public to feed wild deer) is important for helping to prevent the spread of deer diseases	3.45***
Has never hunted	2.7**
Says the deer population in his/her county should remain the same	2.18*
Says the black bear population in his/her county should remain the same	2.02*
Says the beaver population in his/her county should remain the same	2.02*
INSIGNIFICANT AND NEGATIVE Z-SCORES OMITTED	

Did not indicate support for the VFWD protecting important wildlife habitat through Act 250	Z-SCORE
Did not indicate support for the Department working with town or regional planning commissions to design plans that work around and conserve important wildlife habitat	8.83***
Did not indicate support for the Department protecting important wildlife habitat by purchasing land	7.35***
Did not indicate support for the Department regulating logging in areas with important wildlife habitat	6.71***
Did not indicate support for protecting important wildlife habitat by providing financial incentives to property owners who conserve habitat	5.95***
Did not indicate support for redistributing a portion of the current state sales tax so that the Fish and Wildlife Department would receive 1/8th of 1% of the existing sales tax	5.45***
Did not indicate support for the Department receiving general fund dollars for programs and activities in which it participates but does not currently receive funding	5.07***
Did not indicate support for a 1/8th of 1% increase in the state general sales tax in support of programs for which the Department does not currently receive funding	4.44***
Did not indicate support for the Fish and Wildlife Department receiving a small percentage of the rooms and meals tax	3.82***
Did not indicate agreement that this regulation (making it illegal for the public to feed wild deer) is important for helping to prevent the spread of deer diseases	3.45***
Has hunted	2.58*
Says the beaver population in his/her county should be decreased	2*
Says the black bear population in his/her county should be decreased	1.98*
Says the moose population in his/her county should be decreased	1.96*
INSIGNIFICANT AND NEGATIVE Z-SCORES OMITTED	

Supports the Department protecting important wildlife habitat by purchasing land	Z-SCORE
Supports protecting important wildlife habitat by providing financial incentives to property owners who conserve habitat	8.07***
Supports the Department regulating logging in areas with important wildlife habitat	7.72***
Supports the VFWD protecting important wildlife habitat through Act 250	7.35***
Supports a 1/8th of 1% increase in the state general sales tax in support of programs for which the Department does not currently receive funding	5.95***
Supports the Department working with town or regional planning commissions to design plans that work around and conserve important wildlife habitat	5.94***
Supports the Department receiving general fund dollars for programs and activities in which it participates but does not currently receive funding	4.92***
Supports redistributing a portion of the current state sales tax so that the Fish and Wildlife Department would receive 1/8th of 1% of the existing sales tax	4.45***
Has a Bachelor's degree, with or without a higher degree	3.76***
Supports the Fish and Wildlife Department receiving a small percentage of the rooms and meals tax	3.34***
Is tolerant of having black bears on or near property	2.97**
Says the black bear population in his/her county should be increased	2.85**
Says the moose population in his/her county should be increased	2.85**
Says the moose population in his/her county should remain the same	2.48*
55-64 years old	2.32*
Says the beaver population in his/her county should be increased	2.09*
Does not reside on a farm	2.05*
Is the median age or younger	1.97*
INSIGNIFICANT AND NEGATIVE Z-SCORES OMITTED	

Did not indicate support for the Department protecting important wildlife habitat by purchasing land	Z-SCORE
Did not indicate support for protecting important wildlife habitat by providing financial incentives to property owners who conserve habitat	8.07***
Did not indicate support for the Department regulating logging in areas with important wildlife habitat	7.72***
Did not indicate support for the VFWD protecting important wildlife habitat through Act 250	7.35***
Did not indicate support for a 1/8th of 1% increase in the state general sales tax in support of programs for which the Department does not currently receive funding	5.95***
Did not indicate support for the Department working with town or regional planning commissions to design plans that work around and conserve important wildlife habitat	5.94***
65 years old or older	5.17***
Says the moose population in his/her county should be decreased	5.14***
Did not indicate support for the Department receiving general fund dollars for programs and activities in which it participates but does not currently receive funding	4.92***
Did not indicate support for redistributing a portion of the current state sales tax so that the Fish and Wildlife Department would receive 1/8th of 1% of the existing sales tax	4.45***
Did not indicate support for the Fish and Wildlife Department receiving a small percentage of the rooms and meals tax	3.34***
Highest educational level is no more than high school, with or without a diploma or equivalency	2.91**
Says the black bear population in his/her county should be decreased	2.46*
Is intolerant of having black bears on or near property	2.1*
Resides on a farm	2.05*
Is older than the median age	1.97*
INSIGNIFICANT AND NEGATIVE Z-SCORES OMITTED	

Supports the Department regulating logging in areas with important wildlife habitat	Z-SCORE
Supports the Department working with town or regional planning commissions to design plans that work around and conserve important wildlife habitat	8.56***
Supports the Department protecting important wildlife habitat by purchasing land	7.72***
Supports the VFWD protecting important wildlife habitat through Act 250	6.71***
Supports protecting important wildlife habitat by providing financial incentives to property owners who conserve habitat	5.19***
Has never hunted	4.43***
Supports a 1/8th of 1% increase in the state general sales tax in support of programs for which the Department does not currently receive funding	4.26***
Has a Bachelor's degree, with or without a higher degree	3.9***
Supports the Department receiving general fund dollars for programs and activities in which it participates but does not currently receive funding	3.42***
Is the median age or younger	2.99**
Supports the Fish and Wildlife Department receiving a small percentage of the rooms and meals tax	2.63**
INSIGNIFICANT AND NEGATIVE Z-SCORES OMITTED	

Did not indicate support for the Department regulating logging in areas with important wildlife habitat	Z-SCORE
Did not indicate support for the Department working with town or regional planning commissions to design plans that work around and conserve important wildlife habitat	8.56***
Did not indicate support for the Department protecting important wildlife habitat by purchasing land	7.72***
Did not indicate support for the VFWD protecting important wildlife habitat through Act 250	6.71***
Did not indicate support for protecting important wildlife habitat by providing financial incentives to property owners who conserve habitat	5.19***
65 years old or older	4.76***
Has hunted	4.32***
Did not indicate support for a 1/8th of 1% increase in the state general sales tax in support of programs for which the Department does not currently receive funding	4.26***
Highest educational level is no more than high school, with or without a diploma or equivalency	3.79***
Did not indicate support for the Department receiving general fund dollars for programs and activities in which it participates but does not currently receive funding	3.42***
Says the moose population in his/her county should be decreased	3.1**
Is older than the median age	2.99**
Did not indicate support for the Fish and Wildlife Department receiving a small percentage of the rooms and meals tax	2.63**
Says the beaver population in his/her county should be decreased	2.55*
Says the wild turkey population in his/her county should be decreased	2.14*
INSIGNIFICANT AND NEGATIVE Z-SCORES OMITTED	

Supports the Department working with town or regional planning commissions to design plans that work around and conserve important wildlife habitat	Z-SCORE
Supports the VFWD protecting important wildlife habitat through Act 250	8.83***
Supports protecting important wildlife habitat by providing financial incentives to property owners who conserve habitat	8.76***
Supports the Department regulating logging in areas with important wildlife habitat	8.56***
Supports a 1/8th of 1% increase in the state general sales tax in support of programs for which the Department does not currently receive funding	6.21***
Supports the Department protecting important wildlife habitat by purchasing land	5.94***
Supports redistributing a portion of the current state sales tax so that the Fish and Wildlife Department would receive 1/8th of 1% of the existing sales tax	5.54***
Supports the Department receiving general fund dollars for programs and activities in which it participates but does not currently receive funding	3.89***
Has a Bachelor's degree, with or without a higher degree	3.02**
Supports the Fish and Wildlife Department receiving a small percentage of the rooms and meals tax	2.95**
35-54 years old	2.24*
Is the median age or younger	2.1*
INSIGNIFICANT AND NEGATIVE Z-SCORES OMITTED	

Did not indicate support for the Department working with town or regional planning commissions to design plans that work around and conserve important wildlife habitat	Z-SCORE
Did not indicate support for the VFWD protecting important wildlife habitat through Act 250	8.83***
Did not indicate support for protecting important wildlife habitat by providing financial incentives to property owners who conserve habitat	8.76***
Did not indicate support for the Department regulating logging in areas with important wildlife habitat	8.56***
Did not indicate support for a 1/8th of 1% increase in the state general sales tax in support of programs for which the Department does not currently receive funding	6.21***
Did not indicate support for the Department protecting important wildlife habitat by purchasing land	5.94***
Did not indicate support for redistributing a portion of the current state sales tax so that the Fish and Wildlife Department would receive 1/8th of 1% of the existing sales tax	5.54***
65 years old or older	4.62***
Did not indicate support for the Department receiving general fund dollars for programs and activities in which it participates but does not currently receive funding	3.89***
Highest educational level is no more than high school, with or without a diploma or equivalency	3.53***
Did not indicate support for the Fish and Wildlife Department receiving a small percentage of the rooms and meals tax	2.95**
Says the moose population in his/her county should be decreased	2.38*
Is older than the median age	2.1*
INSIGNIFICANT AND NEGATIVE Z-SCORES OMITTED	

Supports protecting important wildlife habitat by providing financial incentives to property owners who conserve habitat	Z-SCORE
Supports the Department working with town or regional planning commissions to design plans that work around and conserve important wildlife habitat	8.76***
Supports the Department protecting important wildlife habitat by purchasing land	8.07***
Supports a 1/8th of 1% increase in the state general sales tax in support of programs for which the Department does not currently receive funding	6.93***
Supports the VFWD protecting important wildlife habitat through Act 250	5.95***
Supports redistributing a portion of the current state sales tax so that the Fish and Wildlife Department would receive 1/8th of 1% of the existing sales tax	5.52***
Supports the Department regulating logging in areas with important wildlife habitat	5.19***
Supports the Fish and Wildlife Department receiving a small percentage of the rooms and meals tax	4.31***
Supports the Department receiving general fund dollars for programs and activities in which it participates but does not currently receive funding	3.75***
35-54 years old	3.14**
Has a Bachelor's degree, with or without a higher degree	3.14**
Is the median age or younger	2.87**
Has never hunted	2.37*
INSIGNIFICANT AND NEGATIVE Z-SCORES OMITTED	

Did not indicate support for protecting important wildlife habitat by providing financial incentives to property owners who conserve habitat	Z-SCORE
Did not indicate support for the Department working with town or regional planning commissions to design plans that work around and conserve important wildlife habitat	8.76***
Did not indicate support for the Department protecting important wildlife habitat by purchasing land	8.07***
Did not indicate support for a 1/8th of 1% increase in the state general sales tax in support of programs for which the Department does not currently receive funding	6.93***
Did not indicate support for the VFWD protecting important wildlife habitat through Act 250	5.95***
Did not indicate support for redistributing a portion of the current state sales tax so that the Fish and Wildlife Department would receive 1/8th of 1% of the existing sales tax	5.52***
Did not indicate support for the Department regulating logging in areas with important wildlife habitat	5.19***
Did not indicate support for the Fish and Wildlife Department receiving a small percentage of the rooms and meals tax	4.31***
Says the moose population in his/her county should be decreased	3.98***
Did not indicate support for the Department receiving general fund dollars for programs and activities in which it participates but does not currently receive funding	3.75***
65 years old or older	3.18**
Is older than the median age	2.87**
Highest educational level is no more than high school, with or without a diploma or equivalency	2.72**
Says the beaver population in his/her county should be decreased	2.34*
Says the black bear population in his/her county should be decreased	2.26*
Has hunted	2.21*
INSIGNIFICANT AND NEGATIVE Z-SCORES OMITTED	

Supports the Department receiving general fund dollars for programs and activities in which it participates but does not currently receive funding	Z-SCORE
Supports a 1/8th of 1% increase in the state general sales tax in support of programs for which the Department does not currently receive funding	9.49***
Supports redistributing a portion of the current state sales tax so that the Fish and Wildlife Department would receive 1/8th of 1% of the existing sales tax	9.39***
Supports the Fish and Wildlife Department receiving a small percentage of the rooms and meals tax	7.51***
Supports the VFWD protecting important wildlife habitat through Act 250	5.07***
Supports the Department protecting important wildlife habitat by purchasing land	4.92***
Supports the Department working with town or regional planning commissions to design plans that work around and conserve important wildlife habitat	3.89***
Supports protecting important wildlife habitat by providing financial incentives to property owners who conserve habitat	3.75***
Supports the Department regulating logging in areas with important wildlife habitat	3.42***
Resides in a city or small town	2.43*
18-34 years old	2.17*
Is tolerant of having black bears on or near property	2.05*
Says the black bear population in his/her county should be increased	2.02*
INSIGNIFICANT AND NEGATIVE Z-SCORES OMITTED	

Did not indicate support for the Department receiving general fund dollars for programs and activities in which it participates but does not currently receive funding	Z-SCORE
Did not indicate support for a 1/8th of 1% increase in the state general sales tax in support of programs for which the Department does not currently receive funding	9.49***
Did not indicate support for redistributing a portion of the current state sales tax so that the Fish and Wildlife Department would receive 1/8th of 1% of the existing sales tax	9.39***
Did not indicate support for the Fish and Wildlife Department receiving a small percentage of the rooms and meals tax	7.51***
Did not indicate support for the VFWD protecting important wildlife habitat through Act 250	5.07***
Did not indicate support for the Department protecting important wildlife habitat by purchasing land	4.92***
Did not indicate support for the Department working with town or regional planning commissions to design plans that work around and conserve important wildlife habitat	3.89***
Did not indicate support for protecting important wildlife habitat by providing financial incentives to property owners who conserve habitat	3.75***
Did not indicate support for the Department regulating logging in areas with important wildlife habitat	3.42***
Says the moose population in his/her county should be decreased	2.43*
Says the black bear population in his/her county should be decreased	2.36*
65 years old or older	2.01*
INSIGNIFICANT AND NEGATIVE Z-SCORES OMITTED	

Supports a 1/8th of 1% increase in the state general sales tax in support of programs for which the Department does not currently receive funding	Z-SCORE
Supports the Department receiving general fund dollars for programs and activities in which it participates but does not currently receive funding	9.49***
Supports redistributing a portion of the current state sales tax so that the Fish and Wildlife Department would receive 1/8th of 1% of the existing sales tax	7.03***
Supports protecting important wildlife habitat by providing financial incentives to property owners who conserve habitat	6.93***
Supports the Department working with town or regional planning commissions to design plans that work around and conserve important wildlife habitat	6.21***
Supports the Department protecting important wildlife habitat by purchasing land	5.95***
Supports the Fish and Wildlife Department receiving a small percentage of the rooms and meals tax	5.48***
Supports the VFWD protecting important wildlife habitat through Act 250	4.44***
Supports the Department regulating logging in areas with important wildlife habitat	4.26***
Agrees that this regulation (making it illegal for the public to feed wild deer) is important for helping to prevent the spread of deer diseases	1.98*
INSIGNIFICANT AND NEGATIVE Z-SCORES OMITTED	

Did not indicate support for a 1/8th of 1% increase in the state general sales tax in support of programs for which the Department does not currently receive funding	Z-SCORE
Did not indicate support for the Department receiving general fund dollars for programs and activities in which it participates but does not currently receive funding	9.49***
Did not indicate support for redistributing a portion of the current state sales tax so that the Fish and Wildlife Department would receive 1/8th of 1% of the existing sales tax	7.03***
Did not indicate support for protecting important wildlife habitat by providing financial incentives to property owners who conserve habitat	6.93***
Did not indicate support for the Department working with town or regional planning commissions to design plans that work around and conserve important wildlife habitat	6.21***
Did not indicate support for the Department protecting important wildlife habitat by purchasing land	5.95***
Did not indicate support for the Fish and Wildlife Department receiving a small percentage of the rooms and meals tax	5.48***
Did not indicate support for the VFWD protecting important wildlife habitat through Act 250	4.44***
Did not indicate support for the Department regulating logging in areas with important wildlife habitat	4.26***
Says the beaver population in his/her county should be decreased	2.02*
Did not indicate agreement that this regulation (making it illegal for the public to feed wild deer) is important for helping to prevent the spread of deer diseases	1.98*
65 years old or older	1.98*
INSIGNIFICANT AND NEGATIVE Z-SCORES OMITTED	

Supports redistributing a portion of the current state sales tax so that the Fish and Wildlife Department would receive 1/8th of 1% of the existing sales tax	Z-SCORE
Supports the Fish and Wildlife Department receiving a small percentage of the rooms and meals tax	12.9***
Supports the Department receiving general fund dollars for programs and activities in which it participates but does not currently receive funding	9.39***
Supports a 1/8th of 1% increase in the state general sales tax in support of programs for which the Department does not currently receive funding	7.03***
Supports the Department working with town or regional planning commissions to design plans that work around and conserve important wildlife habitat	5.54***
Supports protecting important wildlife habitat by providing financial incentives to property owners who conserve habitat	5.52***
Supports the VFWD protecting important wildlife habitat through Act 250	5.45***
Supports the Department protecting important wildlife habitat by purchasing land	4.45***
Hunted in the past, and says that public lands are important to his/her hunting experience	4.27***
Says the moose population in his/her county should remain the same	3.61***
Says the beaver population in his/her county should remain the same	2.85**
Says the deer population in his/her county should be increased	2.44*
Highest educational level is no more than high school, with or without a diploma or equivalency	2.39*
INSIGNIFICANT AND NEGATIVE Z-SCORES OMITTED	

Did not indicate support for redistributing a portion of the current state sales tax so that the Fish and Wildlife Department would receive 1/8th of 1% of the existing sales tax	Z-SCORE
Did not indicate support for the Fish and Wildlife Department receiving a small percentage of the rooms and meals tax	12.9***
Did not indicate support for the Department receiving general fund dollars for programs and activities in which it participates but does not currently receive funding	9.39***
Did not indicate support for a 1/8th of 1% increase in the state general sales tax in support of programs for which the Department does not currently receive funding	7.03***
Did not indicate support for the Department working with town or regional planning commissions to design plans that work around and conserve important wildlife habitat	5.54***
Did not indicate support for protecting important wildlife habitat by providing financial incentives to property owners who conserve habitat	5.52***
Did not indicate support for the VFWD protecting important wildlife habitat through Act 250	5.45***
Did not indicate support for the Department protecting important wildlife habitat by purchasing land	4.45***
Hunted in the past, and says that public lands are not important to his/her hunting experience	3.58***
Has a Bachelor's degree, with or without a higher degree	3**
65 years old or older	2.58*
INSIGNIFICANT AND NEGATIVE Z-SCORES OMITTED	

Supports the Fish and Wildlife Department receiving a small percentage of the rooms and meals tax	Z-SCORE
Supports redistributing a portion of the current state sales tax so that the Fish and Wildlife Department would receive 1/8th of 1% of the existing sales tax	12.9***
Supports the Department receiving general fund dollars for programs and activities in which it participates but does not currently receive funding	7.51***
Supports a 1/8th of 1% increase in the state general sales tax in support of programs for which the Department does not currently receive funding	5.48***
Supports protecting important wildlife habitat by providing financial incentives to property owners who conserve habitat	4.31***
Supports the VFWD protecting important wildlife habitat through Act 250	3.82***
Supports the Department protecting important wildlife habitat by purchasing land	3.34***
Hunted in the past, and says that public lands are important to his/her hunting experience	2.99**
Supports the Department working with town or regional planning commissions to design plans that work around and conserve important wildlife habitat	2.95**
Hunted in past 5 years	2.72**
Supports the Department regulating logging in areas with important wildlife habitat	2.63**
Says the moose population in his/her county should remain the same	2.53*
Is tolerant of having black bears on or near property	2.23*
Agrees that this regulation (making it illegal for the public to feed wild deer) is important for helping to prevent the spread of deer diseases	2.21*
Says the beaver population in his/her county should remain the same	2.07*
Is the median age or younger	1.99*
INSIGNIFICANT AND NEGATIVE Z-SCORES OMITTED	

Did not indicate support for the Fish and Wildlife Department receiving a small percentage of the rooms and meals tax	Z-SCORE
Did not indicate support for redistributing a portion of the current state sales tax so that the Fish and Wildlife Department would receive 1/8th of 1% of the existing sales tax	12.9***
Did not indicate support for the Department receiving general fund dollars for programs and activities in which it participates but does not currently receive funding	7.51***
Did not indicate support for a 1/8th of 1% increase in the state general sales tax in support of programs for which the Department does not currently receive funding	5.48***
Did not indicate support for protecting important wildlife habitat by providing financial incentives to property owners who conserve habitat	4.31***
Did not indicate support for the VFWD protecting important wildlife habitat through Act 250	3.82***
Did not indicate support for the Department protecting important wildlife habitat by purchasing land	3.34***
Did not indicate support for the Department working with town or regional planning commissions to design plans that work around and conserve important wildlife habitat	2.95**
65 years old or older	2.85**
Hunted in the past, and says that public lands are not important to his/her hunting experience	2.76**
Hunted, but not in past 5 years	2.72**
Did not indicate support for the Department regulating logging in areas with important wildlife habitat	2.63**
Did not indicate agreement that this regulation (making it illegal for the public to feed wild deer) is important for helping to prevent the spread of deer diseases	2.21*
Is older than the median age	1.99*
INSIGNIFICANT AND NEGATIVE Z-SCORES OMITTED	

Has had damage to his/her vehicle from wildlife in Vermont in the past 5 years	Z-SCORE
He/she or household member has had a vehicle collision with a deer on Vermont's roads or highways	15.33***
Says the beaver population in his/her county should be increased	3.36***
Has had damage to his/her personal property from wildlife in Vermont in the past 5 years	3.07**
Is the median age or younger	2.76**
Has hunted	2.59**
35-54 years old	2.49*
Did not indicate agreement that this regulation (making it illegal for the public to feed wild deer) is important for helping to prevent the spread of deer diseases	2.2*
Resides in a rural area	2.08*
Says the black bear population in his/her county should be increased	1.97*
INSIGNIFICANT AND NEGATIVE Z-SCORES OMITTED	

Has not had damage to his/her vehicle from wildlife in Vermont in the past 5 years	Z-SCORE
He/she has not, nor has a household member, had a vehicle collision with a deer on Vermont's roads or highways	15.25***
65 years old or older	3.04**
Has not had damage to his/her personal property from wildlife in Vermont in the past 5 years	3.02**
Has never hunted	2.67**
Is older than the median age	2.66**
Resides in a city or small town	2.57*
Agrees that this regulation (making it illegal for the public to feed wild deer) is important for helping to prevent the spread of deer diseases	2.13*
Has a Bachelor's degree, with or without a higher degree	2.1*
Says the black bear population in his/her county should be decreased	2.05*
INSIGNIFICANT AND NEGATIVE Z-SCORES OMITTED	

Has had damage to his/her personal property from wildlife in Vermont in the past 5 years	Z-SCORE
Spent money to prevent damage from wildlife in 2006	9.33***
Resides in a rural area	4.75***
Resides on a farm	4.22***
Has had damage to his/her vehicle from wildlife in Vermont in the past 5 years	3.07**
Has hunted	2.71**
Says the deer population in his/her county should be decreased	2.7**
Has a Bachelor's degree, with or without a higher degree	2.68**
Hunted in the past, and says that public lands are not important to his/her hunting experience	2.54*
35-54 years old	2.26*
INSIGNIFICANT AND NEGATIVE Z-SCORES OMITTED	

Has not had damage to his/her personal property from wildlife in Vermont in the past 5 years	Z-SCORE
Did not spend any money at all to prevent damage from wildlife in 2006	9.33***
Resides in a city or small town	4.52***
Does not reside on a farm	4.22***
Has not had damage to his/her vehicle from wildlife in Vermont in the past 5 years	3.02**
18-34 years old	2.92**
Highest educational level is no more than high school, with or without a diploma or equivalency	2.87**
Has never hunted	2.67**
INSIGNIFICANT AND NEGATIVE Z-SCORES OMITTED	

Spent money to prevent damage from wildlife in 2006	Z-SCORE
Has had damage to his/her personal property from wildlife in Vermont in the past 5 years	9.33***
Says the deer population in his/her county should be decreased	3.12**
35-54 years old	2.54*
Has hunted	2.54*
Has a Bachelor's degree, with or without a higher degree	2.18*
Resides in a rural area	2.04*
INSIGNIFICANT AND NEGATIVE Z-SCORES OMITTED	

Did not spend any money at all to prevent damage from wildlife in 2006	Z-SCORE
Has not had damage to his/her personal property from wildlife in Vermont in the past 5 years	9.33***
Has never hunted	2.51*
Highest educational level is no more than high school, with or without a diploma or equivalency	2.45*
65 years old or older	2.25*
INSIGNIFICANT AND NEGATIVE Z-SCORES OMITTED	

He/she or household member has had a vehicle collision with a deer on Vermont's roads or highways	Z-SCORE
Has had damage to his/her vehicle from wildlife in Vermont in the past 5 years	15.33***
Resides on a farm	4.22***
Is the median age or younger	3.83***
Resides in a rural area	2.7**
Says the moose population in his/her county should be increased	2.67**
18-34 years old	2.23*
Has hunted	2.16*
35-54 years old	2.07*
Says the beaver population in his/her county should be increased	2.05*
INSIGNIFICANT AND NEGATIVE Z-SCORES OMITTED	

He/she has not, nor has a household member, had a vehicle collision with a deer on Vermont's roads or highways	Z-SCORE
Has not had damage to his/her vehicle from wildlife in Vermont in the past 5 years	15.25***
Does not reside on a farm	4.22***
Is older than the median age	3.83***
65 years old or older	3.43***
Resides in a city or small town	3.29**
Has never hunted	2.14*
INSIGNIFICANT AND NEGATIVE Z-SCORES OMITTED	

Is tolerant of having black bears on or near property	Z-SCORE
Says the black bear population in his/her county should be increased	7.65***
Is male	6.44***
Resides in a rural area	6.38***
Hunted in past 5 years	6.06***
Says the moose population in his/her county should be increased	6.02***
Says the deer population in his/her county should be increased	4.63***
Has hunted	4.25***
Says the beaver population in his/her county should be increased	3.14**
Has a Bachelor's degree, with or without a higher degree	2.98**
Supports the Department protecting important wildlife habitat by purchasing land	2.97**
Says the black bear population in his/her county should remain the same	2.62**
Says the wild turkey population in his/her county should be increased	2.43*
Supports the Fish and Wildlife Department receiving a small percentage of the rooms and meals tax	2.23*
Says the wild turkey population in his/her county should be decreased	2.11*
Says the beaver population in his/her county should remain the same	2.09*
Supports the Department receiving general fund dollars for programs and activities in which it participates but does not currently receive funding	2.05*
INSIGNIFICANT AND NEGATIVE Z-SCORES OMITTED	

Is intolerant of having black bears on or near property	Z-SCORE
Says the black bear population in his/her county should be decreased	9.49***
Is female	5.64***
Resides in a city or small town	5.44***
Has never hunted	4.82***
Hunted, but not in past 5 years	4.41***
Does not reside on a farm	3.06**
Says the moose population in his/her county should be decreased	2.99**
Agrees that this regulation (making it illegal for the public to feed wild deer) is important for helping to prevent the spread of deer diseases	2.39*
Says the deer population in his/her county should remain the same	2.2*
Has some college coursework experience, with or without an Associate's, trade school, or business school degree, but without a Bachelor's degree	2.18*
Did not indicate support for the Department protecting important wildlife habitat by purchasing land	2.1*
INSIGNIFICANT AND NEGATIVE Z-SCORES OMITTED	

Says the beaver population in his/her county should be increased	Z-SCORE
Says the moose population in his/her county should be increased	7.45***
Says the black bear population in his/her county should be increased	6.83***
Says the wild turkey population in his/her county should be increased	5.66***
Has had damage to his/her vehicle from wildlife in Vermont in the past 5 years	3.36***
Says the deer population in his/her county should be increased	3.31***
Is tolerant of having black bears on or near property	3.14**
Is male	2.18*
Supports the Department protecting important wildlife habitat by purchasing land	2.09*
He/she or household member has had a vehicle collision with a deer on Vermont's roads or highways	2.05*
INSIGNIFICANT AND NEGATIVE Z-SCORES OMITTED	

Says the beaver population in his/her county should remain the same	Z-SCORE
Says the moose population in his/her county should remain the same	7.61***
Says the black bear population in his/her county should remain the same	7.61***
Says the wild turkey population in his/her county should remain the same	5.6***
Says the deer population in his/her county should remain the same	5.39***
Supports redistributing a portion of the current state sales tax so that the Fish and Wildlife Department would receive 1/8th of 1% of the existing sales tax	2.85**
Does not reside on a farm	2.49*
Is tolerant of having black bears on or near property	2.09*
Supports the Fish and Wildlife Department receiving a small percentage of the rooms and meals tax	2.07*
Resides in a rural area	2.02*
Supports the VFWD protecting important wildlife habitat through Act 250	2.02*
INSIGNIFICANT AND NEGATIVE Z-SCORES OMITTED	

Says the beaver population in his/her county should be decreased	Z-SCORE
Says the moose population in his/her county should be decreased	6.21***
Has hunted	5.98***
Says the wild turkey population in his/her county should be decreased	3.56***
Says the deer population in his/her county should be increased	3.13**
Resides on a farm	2.88**
Highest educational level is no more than high school, with or without a diploma or equivalency	2.75**
Hunted in past 5 years	2.74**
Is male	2.66**
Did not indicate support for the Department regulating logging in areas with important wildlife habitat	2.55*
Did not indicate support for protecting important wildlife habitat by providing financial incentives to property owners who conserve habitat	2.34*
65 years old or older	2.32*
Did not indicate support for a 1/8th of 1% increase in the state general sales tax in support of programs for which the Department does not currently receive funding	2.02*
Did not indicate support for the VFWD protecting important wildlife habitat through Act 250	2*
INSIGNIFICANT AND NEGATIVE Z-SCORES OMITTED	

Says the deer population in his/her county should be increased	Z-SCORE
Has hunted	12.43***
Says the black bear population in his/her county should be increased	9.64***
Is male	7.77***
Highest educational level is no more than high school, with or without a diploma or equivalency	6.39***
Says the moose population in his/her county should be increased	6.18***
Hunted in past 5 years	5.96***
Did not indicate agreement that this regulation (making it illegal for the public to feed wild deer) is important for helping to prevent the spread of deer diseases	5.61***
Says the wild turkey population in his/her county should be increased	4.97***
Says the wild turkey population in his/her county should be decreased	4.69***
Is tolerant of having black bears on or near property	4.63***
Says the beaver population in his/her county should be increased	3.31***
Says the beaver population in his/her county should be decreased	3.13**
Supports redistributing a portion of the current state sales tax so that the Fish and Wildlife Department would receive 1/8th of 1% of the existing sales tax	2.44*
18-34 years old	2.32*
Resides in a rural area	2.2*
Hunted in the past, and says that public lands are important to his/her hunting experience	2.13*
Says the moose population in his/her county should be decreased	2*
INSIGNIFICANT AND NEGATIVE Z-SCORES OMITTED	

Says the deer population in his/her county should remain the same	Z-SCORE
Says the black bear population in his/her county should remain the same	9.05***
Says the moose population in his/her county should remain the same	7.59***
Says the wild turkey population in his/her county should remain the same	7.53***
Has never hunted	7.2***
Says the beaver population in his/her county should remain the same	5.39***
Is female	5.13***
Hunted, but not in past 5 years	3.72***
Agrees that this regulation (making it illegal for the public to feed wild deer) is important for helping to prevent the spread of deer diseases	3.61***
Has a Bachelor's degree, with or without a higher degree	2.62**
Is intolerant of having black bears on or near property	2.2*
Supports the VFWD protecting important wildlife habitat through Act 250	2.18*
INSIGNIFICANT AND NEGATIVE Z-SCORES OMITTED	

Says the deer population in his/her county should be decreased	Z-SCORE
Says the moose population in his/her county should be decreased	3.52***
Spent money to prevent damage from wildlife in 2006	3.12**
Is older than the median age	2.98**
Has had damage to his/her personal property from wildlife in Vermont in the past 5 years	2.7**
Says the black bear population in his/her county should be decreased	2.34*
INSIGNIFICANT AND NEGATIVE Z-SCORES OMITTED	

Agrees that this regulation (making it illegal for the public to feed wild deer) is important for helping to prevent the spread of deer diseases	Z-SCORE
Has never hunted	4.73***
Has a Bachelor's degree, with or without a higher degree	4.3***
Is female	3.64***
Says the deer population in his/her county should remain the same	3.61***
Supports the VFWD protecting important wildlife habitat through Act 250	3.45***
Says the moose population in his/her county should remain the same	2.87**
Says the wild turkey population in his/her county should remain the same	2.47*
Is intolerant of having black bears on or near property	2.39*
Supports the Fish and Wildlife Department receiving a small percentage of the rooms and meals tax	2.21*
Has not had damage to his/her vehicle from wildlife in Vermont in the past 5 years	2.13*
Says the black bear population in his/her county should remain the same	2.02*
Supports a 1/8th of 1% increase in the state general sales tax in support of programs for which the Department does not currently receive funding	1.98*
INSIGNIFICANT AND NEGATIVE Z-SCORES OMITTED	

Did not indicate agreement that this regulation (making it illegal for the public to feed wild deer) is important for helping to prevent the spread of deer diseases	Z-SCORE
Says the deer population in his/her county should be increased	5.61***
Has hunted	4.77***
Highest educational level is no more than high school, with or without a diploma or equivalency	3.86***
Did not indicate support for the VFWD protecting important wildlife habitat through Act 250	3.45***
Is male	3.42***
Says the moose population in his/her county should be increased	2.8**
Says the wild turkey population in his/her county should be decreased	2.67**
Did not indicate support for the Fish and Wildlife Department receiving a small percentage of the rooms and meals tax	2.21*
Has had damage to his/her vehicle from wildlife in Vermont in the past 5 years	2.2*
Says the black bear population in his/her county should be increased	1.99*
Did not indicate support for a 1/8th of 1% increase in the state general sales tax in support of programs for which the Department does not currently receive funding	1.98*
INSIGNIFICANT AND NEGATIVE Z-SCORES OMITTED	

Says the moose population in his/her county should be increased	Z-SCORE
Says the black bear population in his/her county should be increased	13.32***
Says the beaver population in his/her county should be increased	7.45***
Says the deer population in his/her county should be increased	6.18***
Says the wild turkey population in his/her county should be increased	6.05***
Is tolerant of having black bears on or near property	6.02***
18-34 years old	4.42***
Is male	4.28***
Is the median age or younger	3.4***
Supports the Department protecting important wildlife habitat by purchasing land	2.85**
Did not indicate agreement that this regulation (making it illegal for the public to feed wild deer) is important for helping to prevent the spread of deer diseases	2.8**
He/she or household member has had a vehicle collision with a deer on Vermont's roads or highways	2.67**
INSIGNIFICANT AND NEGATIVE Z-SCORES OMITTED	

Says the moose population in his/her county should remain the same	Z-SCORE
Says the black bear population in his/her county should remain the same	13***
Says the wild turkey population in his/her county should remain the same	10.88***
Says the beaver population in his/her county should remain the same	7.61***
Says the deer population in his/her county should remain the same	7.59***
Supports redistributing a portion of the current state sales tax so that the Fish and Wildlife Department would receive 1/8th of 1% of the existing sales tax	3.61***
Agrees that this regulation (making it illegal for the public to feed wild deer) is important for helping to prevent the spread of deer diseases	2.87**
Supports the Fish and Wildlife Department receiving a small percentage of the rooms and meals tax	2.53*
Supports the Department protecting important wildlife habitat by purchasing land	2.48*
INSIGNIFICANT AND NEGATIVE Z-SCORES OMITTED	

Says the moose population in his/her county should be decreased	Z-SCORE
Says the black bear population in his/her county should be decreased	7.43***
Says the beaver population in his/her county should be decreased	6.21***
Did not indicate support for the Department protecting important wildlife habitat by purchasing land	5.14***
Did not indicate support for protecting important wildlife habitat by providing financial incentives to property owners who conserve habitat	3.98***
Says the wild turkey population in his/her county should be decreased	3.89***
Says the deer population in his/her county should be decreased	3.52***
Has hunted	3.47***
Is older than the median age	3.35***
65 years old or older	3.19**
Did not indicate support for the Department regulating logging in areas with important wildlife habitat	3.1**
Highest educational level is no more than high school, with or without a diploma or equivalency	3.04**
Is intolerant of having black bears on or near property	2.99**
Did not indicate support for the Department receiving general fund dollars for programs and activities in which it participates but does not currently receive funding	2.43*
Did not indicate support for the Department working with town or regional planning commissions to design plans that work around and conserve important wildlife habitat	2.38*
Says the deer population in his/her county should be increased	2*
Did not indicate support for the VFWD protecting important wildlife habitat through Act 250	1.96*
INSIGNIFICANT AND NEGATIVE Z-SCORES OMITTED	

Says the wild turkey population in his/her county should be increased	Z-SCORE
Says the moose population in his/her county should be increased	6.05***
Says the beaver population in his/her county should be increased	5.66***
Says the black bear population in his/her county should be increased	5.04***
Says the deer population in his/her county should be increased	4.97***
Has hunted	2.83**
Is tolerant of having black bears on or near property	2.43*
INSIGNIFICANT AND NEGATIVE Z-SCORES OMITTED	

Says the wild turkey population in his/her county should remain the same	Z-SCORE
Says the moose population in his/her county should remain the same	10.88***
Says the black bear population in his/her county should remain the same	10.22***
Says the deer population in his/her county should remain the same	7.53***
Says the beaver population in his/her county should remain the same	5.6***
Has never hunted	3.09**
Resides in a rural area	2.76**
Agrees that this regulation (making it illegal for the public to feed wild deer) is important for helping to prevent the spread of deer diseases	2.47*
Hunted in the past, and says that public lands are not important to his/her hunting experience	2.36*
INSIGNIFICANT AND NEGATIVE Z-SCORES OMITTED	

Says the wild turkey population in his/her county should be decreased	Z-SCORE
Has hunted	7.36***
Says the deer population in his/her county should be increased	4.69***
Says the moose population in his/her county should be decreased	3.89***
Highest educational level is no more than high school, with or without a diploma or equivalency	3.74***
Says the beaver population in his/her county should be decreased	3.56***
Says the black bear population in his/her county should be increased	3.42***
Hunted in the past, and says that public lands are important to his/her hunting experience	3.03**
Did not indicate agreement that this regulation (making it illegal for the public to feed wild deer) is important for helping to prevent the spread of deer diseases	2.67**
Is male	2.61**
Hunted in past 5 years	2.41*
Did not indicate support for the Department regulating logging in areas with important wildlife habitat	2.14*
Is tolerant of having black bears on or near property	2.11*
INSIGNIFICANT AND NEGATIVE Z-SCORES OMITTED	

Says the black bear population in his/her county should be increased	Z-SCORE
Says the moose population in his/her county should be increased	13.32***
Says the deer population in his/her county should be increased	9.64***
Is tolerant of having black bears on or near property	7.65***
Says the beaver population in his/her county should be increased	6.83***
Is male	6.3***
Has hunted	5.88***
Hunted in past 5 years	5.21***
18-34 years old	5.15***
Says the wild turkey population in his/her county should be increased	5.04***
Is the median age or younger	4.57***
Says the wild turkey population in his/her county should be decreased	3.42***
Hunted in the past, and says that public lands are important to his/her hunting experience	3.24**
Supports the Department protecting important wildlife habitat by purchasing land	2.85**
Resides in a rural area	2.03*
Supports the Department receiving general fund dollars for programs and activities in which it participates but does not currently receive funding	2.02*
Did not indicate agreement that this regulation (making it illegal for the public to feed wild deer) is important for helping to prevent the spread of deer diseases	1.99*
Has had damage to his/her vehicle from wildlife in Vermont in the past 5 years	1.97*
INSIGNIFICANT AND NEGATIVE Z-SCORES OMITTED	

Says the black bear population in his/her county should remain the same	Z-SCORE
Says the moose population in his/her county should remain the same	13***
Says the wild turkey population in his/her county should remain the same	10.22***
Says the deer population in his/her county should remain the same	9.05***
Says the beaver population in his/her county should remain the same	7.61***
Is tolerant of having black bears on or near property	2.62**
Resides in a rural area	2.08*
Supports the VFWD protecting important wildlife habitat through Act 250	2.02*
Agrees that this regulation (making it illegal for the public to feed wild deer) is important for helping to prevent the spread of deer diseases	2.02*
INSIGNIFICANT AND NEGATIVE Z-SCORES OMITTED	

Says the black bear population in his/her county should be decreased	Z-SCORE
Is intolerant of having black bears on or near property	9.49***
Says the moose population in his/her county should be decreased	7.43***
Is female	3.74***
Is older than the median age	3.13**
65 years old or older	2.58*
Did not indicate support for the Department protecting important wildlife habitat by purchasing land	2.46*
Did not indicate support for the Department receiving general fund dollars for programs and activities in which it participates but does not currently receive funding	2.36*
Says the deer population in his/her county should be decreased	2.34*
Did not indicate support for protecting important wildlife habitat by providing financial incentives to property owners who conserve habitat	2.26*
Has not had damage to his/her vehicle from wildlife in Vermont in the past 5 years	2.05*
Has never hunted	2.01*
Did not indicate support for the VFWD protecting important wildlife habitat through Act 250	1.98*
INSIGNIFICANT AND NEGATIVE Z-SCORES OMITTED	

Has hunted	Z-SCORE
Is male	15.47***
Says the deer population in his/her county should be increased	12.43***
Says the wild turkey population in his/her county should be decreased	7.36***
Highest educational level is no more than high school, with or without a diploma or equivalency	6.19***
Says the beaver population in his/her county should be decreased	5.98***
Says the black bear population in his/her county should be increased	5.88***
Did not indicate agreement that this regulation (making it illegal for the public to feed wild deer) is important for helping to prevent the spread of deer diseases	4.77***
Did not indicate support for the Department regulating logging in areas with important wildlife habitat	4.32***
Is tolerant of having black bears on or near property	4.25***
Says the moose population in his/her county should be decreased	3.47***
Says the wild turkey population in his/her county should be increased	2.83**
Has had damage to his/her personal property from wildlife in Vermont in the past 5 years	2.71**
Has had damage to his/her vehicle from wildlife in Vermont in the past 5 years	2.59**
Did not indicate support for the VFWD protecting important wildlife habitat through Act 250	2.58*
Spent money to prevent damage from wildlife in 2006	2.54*
Did not indicate support for protecting important wildlife habitat by providing financial incentives to property owners who conserve habitat	2.21*
He/she or household member has had a vehicle collision with a deer on Vermont's roads or highways	2.16*
INSIGNIFICANT AND NEGATIVE Z-SCORES OMITTED	

Has never hunted	Z-SCORE
Is female	15.32***
Says the deer population in his/her county should remain the same	7.2***
Has a Bachelor's degree, with or without a higher degree	6.97***
Is intolerant of having black bears on or near property	4.82***
Agrees that this regulation (making it illegal for the public to feed wild deer) is important for helping to prevent the spread of deer diseases	4.73***
Supports the Department regulating logging in areas with important wildlife habitat	4.43***
Says the wild turkey population in his/her county should remain the same	3.09**
Supports the VFWD protecting important wildlife habitat through Act 250	2.7**
Has not had damage to his/her personal property from wildlife in Vermont in the past 5 years	2.67**
Has not had damage to his/her vehicle from wildlife in Vermont in the past 5 years	2.67**
Did not spend any money at all to prevent damage from wildlife in 2006	2.51*
Supports protecting important wildlife habitat by providing financial incentives to property owners who conserve habitat	2.37*
He/she has not, nor has a household member, had a vehicle collision with a deer on Vermont's roads or highways	2.14*
Says the black bear population in his/her county should be decreased	2.01*
INSIGNIFICANT AND NEGATIVE Z-SCORES OMITTED	

Hunted in past 5 years	Z-SCORE
Is tolerant of having black bears on or near property	6.06***
Says the deer population in his/her county should be increased	5.96***
Is male	5.57***
Says the black bear population in his/her county should be increased	5.21***
Is the median age or younger	4.16***
18-34 years old	3.77***
Hunted in the past, and says that public lands are important to his/her hunting experience	3.75***
Says the beaver population in his/her county should be decreased	2.74**
Supports the Fish and Wildlife Department receiving a small percentage of the rooms and meals tax	2.72**
Says the wild turkey population in his/her county should be decreased	2.41*
INSIGNIFICANT AND NEGATIVE Z-SCORES OMITTED	

Hunted, but not in past 5 years	Z-SCORE
Is female	5.45***
Is intolerant of having black bears on or near property	4.41***
Is older than the median age	4.16***
Says the deer population in his/her county should remain the same	3.72***
65 years old or older	3.58***
Did not indicate support for the Fish and Wildlife Department receiving a small percentage of the rooms and meals tax	2.72**
Hunted in the past, and says that public lands are not important to his/her hunting experience	2.62**
INSIGNIFICANT AND NEGATIVE Z-SCORES OMITTED	

Hunted in the past, and says that public lands are important to his/her hunting experience	Z-SCORE
Does not reside on a farm	4.53***
Supports redistributing a portion of the current state sales tax so that the Fish and Wildlife Department would receive 1/8th of 1% of the existing sales tax	4.27***
Hunted in past 5 years	3.75***
Says the black bear population in his/her county should be increased	3.24**
Says the wild turkey population in his/her county should be decreased	3.03**
Supports the Fish and Wildlife Department receiving a small percentage of the rooms and meals tax	2.99**
Is the median age or younger	2.36*
Resides in a city or small town	2.26*
Says the deer population in his/her county should be increased	2.13*
INSIGNIFICANT AND NEGATIVE Z-SCORES OMITTED	

Hunted in the past, and says that public lands are not important to his/her hunting experience	Z-SCORE
Resides on a farm	4.41***
Did not indicate support for redistributing a portion of the current state sales tax so that the Fish and Wildlife Department would receive 1/8th of 1% of the existing sales tax	3.58***
Resides in a rural area	2.8**
Did not indicate support for the Fish and Wildlife Department receiving a small percentage of the rooms and meals tax	2.76**
Hunted, but not in past 5 years	2.62**
Has had damage to his/her personal property from wildlife in Vermont in the past 5 years	2.54*
Is older than the median age	2.5*
Says the wild turkey population in his/her county should remain the same	2.36*
65 years old or older	2.12*
INSIGNIFICANT AND NEGATIVE Z-SCORES OMITTED	

Resides in a city or small town	Z-SCORE
Does not reside on a farm	9.49***
Is intolerant of having black bears on or near property	5.44***
Has not had damage to his/her personal property from wildlife in Vermont in the past 5 years	4.52***
He/she has not, nor has a household member, had a vehicle collision with a deer on Vermont's roads or highways	3.29**
Has not had damage to his/her vehicle from wildlife in Vermont in the past 5 years	2.57*
Supports the Department receiving general fund dollars for programs and activities in which it participates but does not currently receive funding	2.43*
18-34 years old	2.29*
Hunted in the past, and says that public lands are important to his/her hunting experience	2.26*
Has some college coursework experience, with or without an Associate's, trade school, or business school degree, but without a Bachelor's degree	2.23*
INSIGNIFICANT AND NEGATIVE Z-SCORES OMITTED	

Resides in a rural area	Z-SCORE
Resides on a farm	9.49***
Is tolerant of having black bears on or near property	6.38***
Has had damage to his/her personal property from wildlife in Vermont in the past 5 years	4.75***
Has a Bachelor's degree, with or without a higher degree	3.3***
Hunted in the past, and says that public lands are not important to his/her hunting experience	2.8**
Says the wild turkey population in his/her county should remain the same	2.76**
He/she or household member has had a vehicle collision with a deer on Vermont's roads or highways	2.7**
Says the deer population in his/her county should be increased	2.2*
Says the black bear population in his/her county should remain the same	2.08*
Has had damage to his/her vehicle from wildlife in Vermont in the past 5 years	2.08*
Spent money to prevent damage from wildlife in 2006	2.04*
Says the black bear population in his/her county should be increased	2.03*
Says the beaver population in his/her county should remain the same	2.02*
INSIGNIFICANT AND NEGATIVE Z-SCORES OMITTED	

Does not reside on a farm	Z-SCORE
Resides in a city or small town	9.49***
Hunted in the past, and says that public lands are important to his/her hunting experience	4.53***
He/she has not, nor has a household member, had a vehicle collision with a deer on Vermont's roads or highways	4.22***
Has not had damage to his/her personal property from wildlife in Vermont in the past 5 years	4.22***
Is intolerant of having black bears on or near property	3.06**
Says the beaver population in his/her county should remain the same	2.49*
Supports the Department protecting important wildlife habitat by purchasing land	2.05*
INSIGNIFICANT AND NEGATIVE Z-SCORES OMITTED	

Resides on a farm	Z-SCORE
Resides in a rural area	9.49***
Hunted in the past, and says that public lands are not important to his/her hunting experience	4.41***
He/she or household member has had a vehicle collision with a deer on Vermont's roads or highways	4.22***
Has had damage to his/her personal property from wildlife in Vermont in the past 5 years	4.22***
Says the beaver population in his/her county should be decreased	2.88**
Did not indicate support for the Department protecting important wildlife habitat by purchasing land	2.05*
INSIGNIFICANT AND NEGATIVE Z-SCORES OMITTED	

Highest educational level is no more than high school, with or without a diploma or equivalency	Z-SCORE
Says the deer population in his/her county should be increased	6.39***
Has hunted	6.19***
Did not indicate agreement that this regulation (making it illegal for the public to feed wild deer) is important for helping to prevent the spread of deer diseases	3.86***
Did not indicate support for the Department regulating logging in areas with important wildlife habitat	3.79***
Says the wild turkey population in his/her county should be decreased	3.74***
Did not indicate support for the Department working with town or regional planning commissions to design plans that work around and conserve important wildlife habitat	3.53***
Says the moose population in his/her county should be decreased	3.04**
Did not indicate support for the Department protecting important wildlife habitat by purchasing land	2.91**
Has not had damage to his/her personal property from wildlife in Vermont in the past 5 years	2.87**
65 years old or older	2.8**
Says the beaver population in his/her county should be decreased	2.75**
Did not indicate support for protecting important wildlife habitat by providing financial incentives to property owners who conserve habitat	2.72**
Did not spend any money at all to prevent damage from wildlife in 2006	2.45*
Supports redistributing a portion of the current state sales tax so that the Fish and Wildlife Department would receive 1/8th of 1% of the existing sales tax	2.39*
INSIGNIFICANT AND NEGATIVE Z-SCORES OMITTED	

Has some college coursework experience, with or without an Associate's, trade school, or business school degree, but without a Bachelor's degree	Z-SCORE
Resides in a city or small town	2.23*
Is intolerant of having black bears on or near property	2.18*
INSIGNIFICANT AND NEGATIVE Z-SCORES OMITTED	

Has a Bachelor's degree, with or without a higher degree	Z-SCORE
Has never hunted	6.97***
Agrees that this regulation (making it illegal for the public to feed wild deer) is important for helping to prevent the spread of deer diseases	4.3***
Supports the Department regulating logging in areas with important wildlife habitat	3.9***
Supports the Department protecting important wildlife habitat by purchasing land	3.76***
Resides in a rural area	3.3***
Supports protecting important wildlife habitat by providing financial incentives to property owners who conserve habitat	3.14**
Supports the Department working with town or regional planning commissions to design plans that work around and conserve important wildlife habitat	3.02**
Did not indicate support for redistributing a portion of the current state sales tax so that the Fish and Wildlife Department would receive 1/8th of 1% of the existing sales tax	3**
Is tolerant of having black bears on or near property	2.98**
55-64 years old	2.94**
Has had damage to his/her personal property from wildlife in Vermont in the past 5 years	2.68**
Says the deer population in his/her county should remain the same	2.62**
Spent money to prevent damage from wildlife in 2006	2.18*
Has not had damage to his/her vehicle from wildlife in Vermont in the past 5 years	2.1*
INSIGNIFICANT AND NEGATIVE Z-SCORES OMITTED	

Is older than the median age	Z-SCORE
65 years old or older	17.47***
55-64 years old	16.15***
Hunted, but not in past 5 years	4.16***
He/she has not, nor has a household member, had a vehicle collision with a deer on Vermont's roads or highways	3.83***
Says the moose population in his/her county should be decreased	3.35***
Says the black bear population in his/her county should be decreased	3.13**
Did not indicate support for the Department regulating logging in areas with important wildlife habitat	2.99**
Says the deer population in his/her county should be decreased	2.98**
Did not indicate support for protecting important wildlife habitat by providing financial incentives to property owners who conserve habitat	2.87**
Has not had damage to his/her vehicle from wildlife in Vermont in the past 5 years	2.66**
Hunted in the past, and says that public lands are not important to his/her hunting experience	2.5*
Did not indicate support for the Department working with town or regional planning commissions to design plans that work around and conserve important wildlife habitat	2.1*
Did not indicate support for the Fish and Wildlife Department receiving a small percentage of the rooms and meals tax	1.99*
Did not indicate support for the Department protecting important wildlife habitat by purchasing land	1.97*
INSIGNIFICANT AND NEGATIVE Z-SCORES OMITTED	

Is the median age or younger	Z-SCORE
35-54 years old	19.14***
18-34 years old	12.77***
Says the black bear population in his/her county should be increased	4.57***
Hunted in past 5 years	4.16***
He/she or household member has had a vehicle collision with a deer on Vermont's roads or highways	3.83***
Says the moose population in his/her county should be increased	3.4***
Supports the Department regulating logging in areas with important wildlife habitat	2.99**
Supports protecting important wildlife habitat by providing financial incentives to property owners who conserve habitat	2.87**
Has had damage to his/her vehicle from wildlife in Vermont in the past 5 years	2.76**
Hunted in the past, and says that public lands are important to his/her hunting experience	2.36*
Supports the Department working with town or regional planning commissions to design plans that work around and conserve important wildlife habitat	2.1*
Supports the Fish and Wildlife Department receiving a small percentage of the rooms and meals tax	1.99*
Supports the Department protecting important wildlife habitat by purchasing land	1.97*
INSIGNIFICANT AND NEGATIVE Z-SCORES OMITTED	

Is male	Z-SCORE
Has hunted	15.47***
Says the deer population in his/her county should be increased	7.77***
Is tolerant of having black bears on or near property	6.44***
Says the black bear population in his/her county should be increased	6.3***
Hunted in past 5 years	5.57***
Says the moose population in his/her county should be increased	4.28***
Did not indicate agreement that this regulation (making it illegal for the public to feed wild deer) is important for helping to prevent the spread of deer diseases	3.42***
Says the beaver population in his/her county should be decreased	2.66**
Says the wild turkey population in his/her county should be decreased	2.61**
18-34 years old	2.6**
Says the beaver population in his/her county should be increased	2.18*
INSIGNIFICANT AND NEGATIVE Z-SCORES OMITTED	

Is female	Z-SCORE
Has never hunted	15.32***
Is intolerant of having black bears on or near property	5.64***
Hunted, but not in past 5 years	5.45***
Says the deer population in his/her county should remain the same	5.13***
Says the black bear population in his/her county should be decreased	3.74***
Agrees that this regulation (making it illegal for the public to feed wild deer) is important for helping to prevent the spread of deer diseases	3.64***
INSIGNIFICANT AND NEGATIVE Z-SCORES OMITTED	

65 years old or older	Z-SCORE
Is older than the median age	17.47***
Did not indicate support for the Department protecting important wildlife habitat by purchasing land	5.17***
Did not indicate support for the Department regulating logging in areas with important wildlife habitat	4.76***
Did not indicate support for the Department working with town or regional planning commissions to design plans that work around and conserve important wildlife habitat	4.62***
Hunted, but not in past 5 years	3.58***
He/she has not, nor has a household member, had a vehicle collision with a deer on Vermont's roads or highways	3.43***
Says the moose population in his/her county should be decreased	3.19**
Did not indicate support for protecting important wildlife habitat by providing financial incentives to property owners who conserve habitat	3.18**
Has not had damage to his/her vehicle from wildlife in Vermont in the past 5 years	3.04**
Did not indicate support for the Fish and Wildlife Department receiving a small percentage of the rooms and meals tax	2.85**
Highest educational level is no more than high school, with or without a diploma or equivalency	2.8**
Says the black bear population in his/her county should be decreased	2.58*
Did not indicate support for redistributing a portion of the current state sales tax so that the Fish and Wildlife Department would receive 1/8th of 1% of the existing sales tax	2.58*
Says the beaver population in his/her county should be decreased	2.32*
Did not spend any money at all to prevent damage from wildlife in 2006	2.25*
Hunted in the past, and says that public lands are not important to his/her hunting experience	2.12*
Did not indicate support for the Department receiving general fund dollars for programs and activities in which it participates but does not currently receive funding	2.01*
Did not indicate support for a 1/8th of 1% increase in the state general sales tax in support of programs for which the Department does not currently receive funding	1.98*
INSIGNIFICANT AND NEGATIVE Z-SCORES OMITTED	

55-64 years old	Z-SCORE
Is older than the median age	16.15***
Has a Bachelor's degree, with or without a higher degree	2.94**
Supports the Department protecting important wildlife habitat by purchasing land	2.32*
INSIGNIFICANT AND NEGATIVE Z-SCORES OMITTED	

35-54 years old	Z-SCORE
Is the median age or younger	19.14***
Supports protecting important wildlife habitat by providing financial incentives to property owners who conserve habitat	3.14**
Spent money to prevent damage from wildlife in 2006	2.54*
Has had damage to his/her vehicle from wildlife in Vermont in the past 5 years	2.49*
Has had damage to his/her personal property from wildlife in Vermont in the past 5 years	2.26*
Supports the Department working with town or regional planning commissions to design plans that work around and conserve important wildlife habitat	2.24*
He/she or household member has had a vehicle collision with a deer on Vermont's roads or highways	2.07*
INSIGNIFICANT AND NEGATIVE Z-SCORES OMITTED	

18-34 years old	Z-SCORE
Is the median age or younger	12.77***
Says the black bear population in his/her county should be increased	5.15***
Says the moose population in his/her county should be increased	4.42***
Hunted in past 5 years	3.77***
Has not had damage to his/her personal property from wildlife in Vermont in the past 5 years	2.92**
Is male	2.6**
Says the deer population in his/her county should be increased	2.32*
Resides in a city or small town	2.29*
He/she or household member has had a vehicle collision with a deer on Vermont's roads or highways	2.23*
Supports the Department receiving general fund dollars for programs and activities in which it participates but does not currently receive funding	2.17*
INSIGNIFICANT AND NEGATIVE Z-SCORES OMITTED	

ABOUT RESPONSIVE MANAGEMENT

Responsive Management is a nationally recognized public opinion and attitude survey research firm specializing in natural resource and outdoor recreation issues. Its mission is to help natural resource and outdoor recreation agencies and organizations better understand and work with their constituents, customers, and the public.

Utilizing its in-house, full-service, computer-assisted telephone and mail survey center with 45 professional interviewers, Responsive Management has conducted more than 1,000 telephone surveys, mail surveys, personal interviews, and focus groups, as well as numerous marketing and communications plans, need assessments, and program evaluations on natural resource and outdoor recreation issues.

Clients include most of the federal and state natural resource, outdoor recreation, and environmental agencies, and most of the top conservation organizations. Responsive Management also collects attitude and opinion data for many of the nation's top universities, including the University of Southern California, Virginia Tech, Colorado State University, Auburn, Texas Tech, the University of California—Davis, Michigan State University, the University of Florida, North Carolina State University, Penn State, West Virginia University, and others.

Among the wide range of work Responsive Management has completed during the past 20 years are studies on how the general population values natural resources and outdoor recreation, and their opinions on and attitudes toward an array of natural resource-related issues. Responsive Management has conducted dozens of studies of selected groups of outdoor recreationists, including anglers, boaters, hunters, wildlife watchers, birdwatchers, park visitors, historic site visitors, hikers, and campers, as well as selected groups within the general population, such as landowners, farmers, urban and rural residents, women, senior citizens, children, Hispanics, Asians, and African-Americans. Responsive Management has conducted studies on environmental education, endangered species, waterfowl, wetlands, water quality, and the reintroduction of numerous species such as wolves, grizzly bears, the California condor, and the Florida panther.

Responsive Management has conducted research on numerous natural resource ballot initiatives and referenda and helped agencies and organizations find alternative funding and increase their memberships and donations. Responsive Management has conducted major agency and organizational program needs assessments and helped develop more effective programs based upon a solid foundation of fact. Responsive Management has developed Web sites for natural resource organizations, conducted training workshops on the human dimensions of natural resources, and presented numerous studies each year in presentations and as keynote speakers at major natural resource, outdoor recreation, conservation, and environmental conferences and meetings.

Responsive Management has conducted research on public attitudes toward natural resources and outdoor recreation in almost every state in the United States, as well as in Canada, Australia, the United Kingdom, France, Germany, and Japan. Responsive Management routinely conducts surveys in Spanish and has also conducted surveys and focus groups in Chinese, Korean, Japanese, and Vietnamese.

Responsive Management's research has been featured in most of the nation's major media, including CNN's *Crossfire*, ESPN, *The Washington Post*, *The Washington Times*, *The New York Times*, *Newsweek*, *The Wall Street Journal*, and on the front page of *USA Today*.

Visit the Responsive Management Website at:

www.responsivemanagement.com