


Responsive Management™



VERMONT RESIDENTS' AND HUNTERS' ATTITUDES TOWARD BIG GAME HUNTING AND MANAGEMENT

Conducted for the Vermont Fish and Wildlife Department

by Responsive Management

2019

VERMONT RESIDENTS' AND HUNTERS' ATTITUDES TOWARD BIG GAME HUNTING AND MANAGEMENT

2019

Responsive Management National Office

Mark Damian Duda, Executive Director
Martin Jones, Senior Research Associate
Tom Beppler, Senior Research Associate
Steven J. Bissell, Ph.D., Qualitative Research Associate
Amanda Center, Research Associate
Andrea Criscione, Senior Research Associate
Patrick Doherty, Research Associate
Gregory L. Hughes, P.E., Research Associate
Caroline Gerken, Survey Center Manager
Alison Lanier, Business Manager

130 Franklin Street
Harrisonburg, VA 22801
Phone: 540/432-1888
E-mail: mark@responsivemanagement.com
www.responsivemanagement.com

Acknowledgments

Responsive Management would like to thank Chris Saunders, Fish & Wildlife Project Coordinator for the Vermont Fish and Wildlife Department, for his input, support, and guidance on this project.

EXECUTIVE SUMMARY

INTRODUCTION AND METHODOLOGY

This study was conducted for the Vermont Fish and Wildlife Department (the Department) to determine Vermont residents' and hunters' attitudes regarding wildlife species management in the state, with an emphasis on big game species such as black bear, moose, white-tailed deer, and wild turkey. The study entailed two scientific telephone surveys, one of Vermont residents (18 or older) and one of licensed hunters (19 or older). These surveys are part of a multi-year project to conduct public opinion survey research for the Department; other phases of the project will be discussed in separate reports.

The telephone survey questionnaires were developed cooperatively by Responsive Management and the Department. In addition, the resident survey was based in part on a similar survey conducted by Responsive Management in 2007. Responsive Management conducted pre-tests of the questionnaires to ensure proper wording, flow, and logic in the surveys.

The sample of Vermont hunters was provided by the Department. The sample of Vermont residents was obtained from Survey Sampling International, a firm that specializes in providing scientifically valid samples for survey research.

Telephone surveying times are Monday through Friday from noon to 9:00 p.m., Saturday from noon to 5:00 p.m., and Sunday from 5:00 p.m. to 9:00 p.m., local time. The hunter survey was conducted in November and December 2018, and the resident survey was conducted in December 2018. The software used for data collection was Questionnaire Programming Language. Responsive Management obtained a total of 600 completed interviews each for the resident and hunter surveys. The analysis of data was performed using IBM SPSS Statistics as well as proprietary software developed by Responsive Management.

ATTITUDES TOWARD WILDLIFE

(Resident Survey Only)

- Vermont residents were presented with a continuum of statements to gauge their feelings about wildlife around the home. Most (82%) selected the statement at the highest end of the

continuum, “I enjoy seeing and having wildlife around my home or on my property,” while 13% selected, “I enjoy seeing a few animals around my home or on my property but worry about the problems they cause.” Almost no one selected statements at the low end of the continuum indicating that wild animals are a nuisance or a danger.

HUNTING PARTICIPATION

(Hunter Survey Only)

- Practically all Vermont hunters (98%) hunted for white-tailed deer in the state over the past 5 years. Other popular species for Vermont hunters include wild turkey (29% hunted this over the past 5 years), black bear (24%), ruffed grouse (18%), and coyote (16%).
 - In follow-up, hunters of four big game species were asked their satisfaction with their experience hunting that species in Vermont over the past 5 years. First, a majority of black bear hunters (76%) were satisfied with their bear hunting experience, including 36% who were *very satisfied*. This compares to 12% who were dissatisfied.
 - Two-thirds (67%) of moose hunters were satisfied with their moose hunting experience, while 22% were not. Note that only 18 hunters in the survey had hunted moose over the past 5 years.
 - A solid majority (70%) of deer hunters were satisfied with their deer hunting, while 27% were not.
 - Most turkey hunters (94%, including 67% who were *very satisfied*) were satisfied with their turkey hunting, compared to only 2% who were not.

- Those who hunted bear, deer, and/or turkey (that is, all but one hunter in the survey) were asked if they agree with the following statement: “I would be willing to pay a reasonable fee to check my bear, deer, or turkey at a reporting station.”
 - A majority of these hunters (69%) disagree with the statement, including 54% who *strongly disagree*. On the other hand, 25% agree.
 - In follow-up, the same question was asked with the additional statement, “*What if you knew that the fee would go directly to the reporting station to cover employee time and costs?*” With this added condition, hunters were slightly more in agreement (48%) than disagreement (44%) with the original statement.

- Among those who agreed with either preceding statement, most (88%) indicated that they are willing to pay \$5 to check their bear, deer, or turkey at a reporting station; 4% are willing to pay \$3 but not \$5; and 7% are not willing to pay \$3.

BLACK BEAR HUNTING AND MANAGEMENT

Resident Survey

- The majority of residents (64%) want to see the black bear population in their county remain the same, while 14% want to see it increased and 11% want to see it decreased.
 - Common reasons for wanting the black bear population increased are because the ecosystem needs more black bear, to improve the chance of seeing a black bear, and because black bear are aesthetically pleasing.
 - The most common reason, by far, for wanting the black bear population decreased is to reduce human-bear conflicts.

- The large majority of Vermont residents (76%) are tolerant of bears on or near their property, with 40% being *very* tolerant. Only 18% are intolerant.

- Residents were presented with a series of five statements about black bears in Vermont and were asked if they agree or disagree with each. The statements are shown below, in descending order of *strong* agreement:
 - Black bears are an important and essential part of Vermont's ecosystem. (93% agree, 76% *strongly* agree; 2% disagree, 1% *strongly* disagree)
 - Most problems with black bears in Vermont can be prevented by taking a few simple precautions, such as using bear-proof trash containers. (92% agree, 74% *strongly* agree; 4% disagree, 2% *strongly* disagree)
 - Black bears are an important game species for hunting in Vermont. (56% agree, 24% *strongly* agree; 22% disagree, 10% *strongly* disagree)
 - Black bears in Vermont are dangerous to people. (16% agree, 4% *strongly* agree; 75% disagree, 45% *strongly* disagree)
 - Black bears kill many livestock and pets in Vermont. (9% agree, 2% *strongly* agree; 72% disagree, 42% *strongly* disagree)

Hunter Survey

- Black bear hunters were asked if they specifically targeted bear or if it was incidental to their deer hunting—the results were split, as 43% said they targeted bear and 47% said it was incidental (10% stated that they did both).
 - Those who stated that their bear hunting was incidental to their deer hunting were asked for the main reason for this, in an open-ended question. The top responses are that there was not enough time (32% stated this) and that they are less interested in bear than deer hunting (18%).

- Those who did *not* hunt black bear in Vermont in the past 5 years were asked why they do not do so: the most common response is that they are not interested in bear hunting (40% of this group stated this), while 23% do not think they would like bear meat and 18% said that there is not enough time.

- Two-thirds of bear hunters (68%) purchased an early season bear tag over the past 5 years.
 - Of those who purchased a tag, 53% did so to specifically target bear while hunting, 27% did in case they saw a bear while deer hunting, and 15% did in case they saw a bear on their property.
 - Among bear hunters, there is markedly more opposition to (58%) than support for (37%) requiring the \$5 bear tag to hunt bear during the rifle deer season instead of including it with the license.

- Bear hunters were presented with a series of four potential changes to the bear hunting season and were asked if they support or oppose each *if* the Department determines it would help manage the size of the black bear population. Each potential change to the season and the percentages in support and opposition are shown below, in descending order of *strong* support:
 - Extending the length of the bear hunting season. (57% support, 28% *strongly* support; 33% oppose, 21% *strongly* oppose) (This is the only potential change with more support than opposition.)

- Allowing the use of scent lures to attract bears. (42% support, 26% *strongly* support; 48% oppose, 34% *strongly* oppose)
- Increasing the annual bag limit on black bears from one bear a year to two bears a year. (38% support, 21% *strongly* support; 55% oppose, 42% *strongly* oppose)
- Starting the bear hunting season earlier. (39% support, 15% *strongly* support; 52% oppose, 28% *strongly* oppose)

MOOSE HUNTING AND MANAGEMENT

Resident Survey

- Residents were presented with four issues currently facing Vermont's moose population and were asked to indicate how much they know about each; in general, awareness is low. Each issue is listed below, in descending order of residents' self-assessed knowledge levels.
 - The impact of winter ticks on the Vermont moose population. (23% know *a great deal*, 26% know *a moderate amount*, 21% know *a little*, and 26% know *nothing at all*)
 - The overall decrease in the statewide Vermont moose population. (11% know *a great deal*, 31% know *a moderate amount*, 26% know *a little*, and 28% know *nothing at all*)
 - The impact of climate change on the Vermont moose population. (10% know *a great deal*, 24% know *a moderate amount*, 32% know *a little*, and 29% know *nothing at all*)
 - The impact of brainworm on the Vermont moose population. (6% know *a great deal*, 19% know *a moderate amount*, 29% know *a little*, and 41% know *nothing at all*)
- Residents were informed that winter ticks cause the death of up to half of Vermont's moose calves each winter. Given that information, a majority (65%) would support maintaining a smaller moose population through hunting, if it would reduce the number of moose that die each year from winter ticks and would reduce the number of winter ticks overall. Meanwhile, 15% would oppose this action.

Hunter Survey

- Questions about moose hunting permits were administered to all hunters in the survey, regardless of whether they had hunted moose in the past 5 years. First, hunters were read the following information: “Currently, Vermont issues very few moose hunting permits in order to properly manage the moose population. Chances of a hunter being drawn for a moose permit are very low. Once a hunter is drawn for a permit, there is a 5-year waiting period before that hunter can apply again.”
 - Next, hunters were presented with a series of four options for awarding moose permits in the future and were asked if they support or oppose each. Each potential option and the percentages in support and opposition are shown below, in descending order of support:
 - Maintain the current system, including the 5-year waiting period before a hunter who is drawn for a permit can apply again. (71% support, 44% *strongly* support; 20% oppose, 11% *strongly* oppose)
 - Award bonus points to hunters age 65 or older. (70% support, 44% *strongly* support; 19% oppose, 10% *strongly* oppose)
 - Remove the 5-year waiting period for a hunter who is drawn to apply again. (35% support, 19% *strongly* support; 55% oppose, 36% *strongly* oppose)
 - Allow only one moose permit per hunter in a lifetime. (21% support, 13% *strongly* support; 69% oppose, 49% *strongly* oppose)

DEER HUNTING AND MANAGEMENT

Resident Survey

- Most commonly, Vermont residents want to see the deer population in their county remain the same (60%), while 20% want to see it increased and 10% want to see it decreased.
 - Common reasons for wanting the deer population increased include improving the chance of seeing a deer, improving hunter success rates, and because the ecosystem needs more deer.
 - Common reasons for wanting the deer population decreased are to reduce human-wildlife conflicts, particularly reducing vehicle collisions, and because the ecosystem needs fewer deer.

- Residents were presented with a series of five problems that can potentially be caused by high deer populations and were asked about their level of concern over each. Each problem is listed below, in descending order of residents being *very concerned*:
 - Increased number of ticks. (56% are *very concerned*, 25% are *somewhat concerned*, 9% are *a little concerned*, and 9% are *not at all concerned*)
 - Increased number of invasive plants. (29% are *very concerned*, 32% are *somewhat concerned*, 11% are *a little concerned*, and 22% are *not at all concerned*)
 - Over-browsing of rare plants. (17% are *very concerned*, 28% are *somewhat concerned*, 13% are *a little concerned*, and 33% are *not at all concerned*)
 - Negative impacts on the habitat of other wildlife, such as butterflies and songbirds. (17% are *very concerned*, 33% are *somewhat concerned*, 13% are *a little concerned*, and 28% are *not at all concerned*)
 - Over-browsing of young trees. (12% are *very concerned*, 35% are *somewhat concerned*, 14% are *a little concerned*, and 33% are *not at all concerned*)

- Residents were informed that farmed deer and elk are raised much like livestock on a fenced piece of land suitable for grazing. Given this information, residents are somewhat more in agreement (35%) than disagreement (22%) that farmed deer and elk increase the risk of disease for the wild deer population. However, note that a substantial percentage of residents gave a neutral response or did not know.

- Residents were informed that Vermont's archery deer hunting season begins in early October and rifle deer hunting season begins in mid-November.
 - If the Department determined that longer deer hunting seasons would help control the deer population, residents are more in support for (52%) than opposition to (36%) starting archery deer season about one month early (in mid-September rather than early October).
 - Likewise, residents are more in support for (52%) than opposition to (33%) adding a limited, doe-only firearms season in October prior to the start of rifle season in mid-November.

Hunter Survey

- Most deer hunters (83%) hunted during rifle season in the past 12 months, whereas 43% hunted during muzzleloader season and 35% hunted during archery season.
- Just over a third of deer hunters (35%) were able to hunt on private land that is closed to hunting (i.e., posted property) with permission over the past 12 months.
- Deer hunters were presented with a series of six factors and were asked to rate how important each is to their satisfaction with deer hunting in Vermont, on a scale of 0 to 10, where 0 is not at all important and 10 is extremely important. In general, the results indicate that deer hunters simply enjoy the experience, regardless of their success at harvesting a deer. Each factor and the mean rating are shown below, in descending order of importance:
 - Just going deer hunting, regardless of whether you harvest a deer (8.45)
 - Harvesting an older, larger-antlered buck (7.16)
 - The amount of buck sign in the woods (6.87)
 - Harvesting a buck, regardless of the size of the antlers (5.93)
 - Harvesting a deer, regardless of age or sex (5.77)
 - Harvesting more than one buck each year (4.08)

Deer Harvest

- About half of deer hunters (48%) did not harvest a buck over the past 5 years. Meanwhile, a third (32%) harvested a buck in the past 5 years, and one fifth (20%) harvested a buck in the past 12 months.
- A majority of deer hunters (71%) did not harvest an antlerless deer in the past 5 years, whereas 17% harvested one in the past 5 years and 11% did so in the past 12 months.

Harvest Regulations and Management Options

- Deer hunters were asked to say in which hunting seasons they should be allowed to harvest antlerless deer. The top response is archery season (76% stated this), followed by muzzleloader season (56%) and rifle season (32%). A small percentage (8%) think antlerless deer should not be hunted.

- Deer hunters were read the following statement: “The current Antler Point Restriction in Vermont requires a buck to have at least one antler with two or more points to be considered a legal buck to harvest during any deer season. It is a statewide regulation designed to increase the average age and size of Vermont’s bucks.”
 - A majority of deer hunters (77%) support the current Antler Point Restriction in the WMU or area where they most frequently hunt (62% *strongly* support this). However, a notable percentage (21%) oppose this, with 14% in *strong* opposition.

- Deer hunters were presented with a series of seven management options and were asked (if the Department determined that the current Antler Point Restriction increases the number of smaller antlered bucks in Vermont) if they would support or oppose each to manage for larger, older bucks. By far the option with the most support is maintaining the status quo. Each option and the percentages in support and opposition are shown below, in descending order of *strong* support:
 - Keeping the Antler Point Restriction the same as it currently is. (76% support, 54% *strongly* support; 19% oppose, 14% *strongly* oppose)
 - Keeping the Antler Point Restriction but reducing the annual buck limit to one. (53% support, 31% *strongly* support; 40% oppose, 26% *strongly* oppose)
 - Removing the Antler Point Restriction and reducing the annual buck limit to one. (41% support, 21% *strongly* support; 51% oppose, 34% *strongly* oppose)
 - Allowing spikes to be harvested outside of the rifle season or with a special tag. (45% support, 25% *strongly* support; 50% oppose, 39% *strongly* oppose)
 - Increasing the Antler Point Restriction to three points on one side. (33% support, 20% *strongly* support; 62% oppose, 44% *strongly* oppose)

- Removing the Antler Point Restriction entirely so there are no restrictions. (22% support, 13% *strongly* support; 74% oppose, 62% *strongly* oppose)
 - Increasing the Antler Point Restriction to three points on one side but allowing spikes to be harvested. (23% support, 11% *strongly* support; 68% oppose, 54% *strongly* oppose)
- Regardless of the method used, a majority of deer hunters (74%) support management in the WMU or area where they hunt the most to increase the number of older, larger bucks. On the other hand, 17% oppose this type of management.
- Deer hunters were read the following statement: “Currently, there are observed differences in deer densities, climate, and hunter numbers in different regions of the state.”
- Given this statement, deer hunters indicated more support for (60%) than opposition to (34%) a regional approach to deer management, meaning regulations may differ from one part of Vermont to another.

Deer Hunting Seasons

- Deer hunters were read the following: “Currently the archery season is 28 days in October and into early November, as well as 9 days that occur at the same time as muzzleloader season in December.”
- Deer hunters are nearly evenly split between those who would support making the archery deer season longer (47%) and those who would oppose it (45%).
- Next, deer hunters were read this statement: “Currently, crossbows are not generally permitted during archery deer season; however, crossbows are legal for deer hunting if the hunter is 50 years old or older or if the hunter has a temporary or permanent disability.”
- There is substantially more opposition to (59%) than support for (38%) making it legal for all hunters to use crossbows during the archery deer season.
- There is more opposition to (54%) than support for (42%) an early antlerless-only firearm deer season with a limited number of permits that allows the use of rifles.

- A slight majority of deer hunters (54%) would support an early antlerless-only firearm deer season with a limited number of permits that allows the use of muzzleloaders, compared to 40% who would oppose the regulation.
- There is more opposition to (55%) than support for (43%) allowing first-time hunters of any age to hunt deer during the youth deer weekend.

Chronic Wasting Disease

- About a third of deer hunters (34%) think there is a *high* or *medium risk* of Chronic Wasting Disease (CWD) in the Vermont deer population, compared to 46% who think there is a *low risk* or *no risk at all*. Note that a fairly large percentage (20%) did not know.
- Deer hunters were asked about two actions that are illegal due to the risk of spreading CWD and other infectious diseases.
 - Most deer hunters (88%) think it is illegal to bring deer carcasses into Vermont from states where CWD is a concern.
 - Similarly, a majority of deer hunters (74%) think it is illegal to use urine-based deer lures in Vermont, compared to 16% who think it is legal.
- A slight majority of deer hunters (54%) would support a ban on bringing deer carcasses into Vermont from all other states, even states where CWD has not been detected. However, 37% would oppose.

TURKEY HUNTING AND MANAGEMENT

Resident Survey

- A solid majority of Vermont residents (62%) want to see the wild turkey population in their county remain the same; nonetheless, 11% want to see it increased, and 15% want to see it decreased.
 - The most common reasons for wanting the wild turkey population increased are to improve the chance of seeing a wild turkey, to improve hunter success rates, and because the ecosystem needs more wild turkey.

- The most common reasons for wanting the wild turkey population decreased are to reduce wild turkey-human conflicts and because the ecosystem needs fewer wild turkeys or they are overpopulated.

Hunter Survey

- About half of turkey hunters (49%) typically hunt turkey during the spring season, while 39% hunt during both the spring and fall seasons. Only 10% hunt solely in the fall.
- Two-thirds of turkey hunters (66%) typically hunt close to home, traveling 10 miles or less. The mean distance travelled is 11.7 miles; the median is 5 miles.
- Among turkey hunters there is considerably more support for (63%) than opposition to (25%) the current management strategy to limit fall turkey hunting for the purpose of maximizing spring turkey harvests.
- There is slightly more support for (53%) than opposition to (44%) allowing first-time hunters of any age to hunt turkey during the youth turkey weekend.
- Turkey hunters were presented with a series of three management options and were asked if they support or oppose each. Results are fairly consistent between the options. Each turkey management option and the percentage in support or opposition to each are shown below, in descending order of support:
 - Increasing the length of the fall shotgun turkey season. (66% support, 40% *strongly* support; 26% oppose, 16% *strongly* oppose)
 - Increasing the fall turkey bag limit from one to two turkeys. (62% support, 47% *strongly* support; 30% oppose, 19% *strongly* oppose)
 - Allowing all-day turkey hunting in the spring season. (55% support, 37% *strongly* support; 39% oppose, 29% *strongly* oppose)

HUMAN/WILDLIFE CONFLICTS

(Resident Survey Only)

- Over a third of residents (35%) have had damage to their personal property from wildlife in Vermont in the past 5 years.

- Vermont residents who had property damage from wildlife in the past 5 years most commonly said the species causing the damage were white-tailed deer (47% stated this) and black bear (33%). No other species was named by over 8% of this group. (A list of seven species was read to respondents; the other five species were coyote, wild turkey, beaver, moose, and fisher; 22% of respondents answered “none of these.”)
 - Damage to ornamental plants, landscaping, and gardens was, by far, the type of damage most commonly cited. Also common were damage to vehicles, structural damage, and strewn garbage.

- About half of residents (49%) think black bears have been causing about the same amount of problems compared to over 2 years ago, while 23% think they are causing more problems and 15% think they are causing fewer problems.

- Residents were read a list of seven items and were asked how much each contributes to problems with black bears. Each item is shown below, in descending order of how much residents think they contribute:
 - Garbage or trash in standard trash bins. (58% think it contributes *a great deal*, 28% think *a moderate amount*, 7% think *a little*, and 5% think *not at all*)
 - Bird feeding when bears are active. (51% think *a great deal*, 26% think *a moderate amount*, 10% think *a little*, and 10% think *not at all*)
 - Leaving pet food outside. (49% think *a great deal*, 27% think *a moderate amount*, 10% think *a little*, and 9% think *not at all*)
 - Feeding wildlife other than birds. (40% think *a great deal*, 31% think *a moderate amount*, 10% think *a little*, and 10% think *not at all*)
 - Compost piles. (30% think *a great deal*, 30% think *a moderate amount*, 17% think *a little*, and 14% think *not at all*)

- Backyard chickens. (16% think *a great deal*, 23% think *a moderate amount*, 20% think *a little*, and 21% think *not at all*) (Note that 20% answered “don’t know” to this, while no other item got over 10% who answered “don’t know.”)
 - Backyard grills or barbecues. (12% think *a great deal*, 26% think *a moderate amount*, 25% think *a little*, and 27% think *not at all*)
- Residents were asked about two actions that are illegal in Vermont.
- Nearly all residents (92%) correctly think it is illegal to intentionally feed black bears in Vermont.
 - A slight majority of residents (53%) think it is illegal to unintentionally feed black bears in Vermont without taking steps to prevent bears from obtaining the food. However, 28% think it is legal and 18% did not know.
- Finally, residents were read a list of six management options for reducing or preventing problems caused by black bears in Vermont, and were asked if they support or oppose each. All options had a majority in support. Each option is shown below, in descending order of *strong* support:
- Increase fines for those caught feeding bears intentionally. (86% support, 60% *strongly* support; 8% oppose, 5% *strongly* oppose)
 - Enforce laws against feeding bears more strictly. (85% support, 59% *strongly* support; 8% oppose, 5% *strongly* oppose)
 - Require towns and trash pick-up services to provide bear-proof garbage containers. (71% support, 45% *strongly* support; 23% oppose, 12% *strongly* oppose)
 - Enact local ordinances for storing garbage, such as using bear-proof containers or requiring garbage to be stored indoors. (71% support, 42% *strongly* support; 19% oppose, 10% *strongly* oppose)
 - Enact local ordinances for bird feeding, such as removing feeders from spring to fall. (59% support, 33% *strongly* support; 31% oppose, 16% *strongly* oppose)
 - Provide more bear hunting opportunities to control the population. (56% support, 21% *strongly* support; 29% oppose, 13% *strongly* oppose)

TABLE OF CONTENTS

Introduction and Methodology	1
Use of Telephones for the Survey	1
Questionnaire Design	1
Survey Samples	2
Telephone Interviewing Facilities	2
Interviewing Dates and Times.....	2
Telephone Survey Data Collection and Quality Control.....	3
Data Analysis.....	3
Sampling Errors.....	5
Additional Information About the Presentation of Results in the Report	5
Attitudes Toward Wildlife (Resident Survey Only)	7
Hunting Participation (Hunter Survey Only).....	9
Black Bear Hunting and Management.....	18
Resident Survey.....	18
Hunter Survey.....	37
Moose Hunting and Management.....	46
Resident Survey.....	46
Hunter Survey.....	54
Deer Hunting and Management.....	56
Resident Survey.....	56
Hunter Survey.....	79
Deer Harvest.....	91
Harvest Regulations and Management Options.....	93
Deer Hunting Seasons.....	107
Chronic Wasting Disease.....	118
Turkey Hunting and Management	123
Resident Survey.....	123
Hunter Survey.....	133
Human/Wildlife Conflicts (Resident Survey Only).....	153
Demographics	186
Resident Survey.....	186
Hunter Survey.....	194
About Responsive Management	199

INTRODUCTION AND METHODOLOGY

This study was conducted for the Vermont Fish and Wildlife Department (the Department) to determine Vermont residents' and hunters' attitudes regarding wildlife species management in the state, with an emphasis on big game species such as black bear, moose, white-tailed deer, and wild turkey. The study entailed two scientific telephone surveys, one of Vermont residents (18 or older) and one of licensed hunters (19 or older). These surveys are part of a multi-year project to conduct public opinion survey research for the Department. Other phases of the project will be discussed in separate reports. Specific aspects of the two big game surveys are discussed below.

USE OF TELEPHONES FOR THE SURVEY

For the surveys, telephones were selected as the preferred sampling medium because of the almost universal ownership of telephones among Vermont residents and hunters (both landlines and cell phones were called). Additionally, telephone surveys, relative to mail or Internet surveys, allow for more scientific sampling and data collection, provide higher quality data, obtain higher response rates, are more timely, and are more cost-effective. Telephone surveys also have better representation of the sample than mail surveys because the latter systematically exclude those who are not literate enough to complete the surveys or who would be intimidated by having to complete a written survey—by an estimate of the U.S. Department of Education's National Institute of Literacy (2016), up to 43% of the general population read no higher than a "basic level," suggesting that they would be reticent to complete a written survey. Finally, telephone surveys also have fewer negative effects on the environment than do mail surveys because of reduced use of paper and reduced energy consumption for delivering and returning the questionnaires.

QUESTIONNAIRE DESIGN

The telephone survey questionnaires were developed cooperatively by Responsive Management and the Department, based on the research team's familiarity with natural resources and wildlife management. In addition, the resident survey was based in part on a similar survey conducted by Responsive Management in 2007. Responsive Management conducted pre-tests of the questionnaires to ensure proper wording, flow, and logic in the survey.

SURVEY SAMPLES

The sample of Vermont hunters was provided by the Department. The sample of Vermont residents was obtained from Survey Sampling International, a firm that specializes in providing scientifically valid samples for survey research. The samples included both landlines and cell phones in their proper proportions. The samples used a probability-based selection process that ensured that each eligible resident or hunter had an approximately equal chance of being selected for the survey.

TELEPHONE INTERVIEWING FACILITIES

A central polling site at the Responsive Management office allowed for rigorous quality control over the interviews and data collection. Responsive Management maintains its own in-house telephone interviewing facilities. These facilities are staffed by interviewers with experience conducting computer-assisted telephone interviews on the subjects of outdoor recreation and natural resources.

To ensure the integrity of the telephone survey data, Responsive Management has interviewers who have been trained according to the standards established by the Council of American Survey Research Organizations. Methods of instruction included lecture and role-playing. The Survey Center Managers and other professional staff conducted a project briefing with the interviewers prior to the administration of these surveys. Interviewers were instructed on type of study, study goals and objectives, handling of survey questions, interview length, termination points and qualifiers for participation, interviewer instructions within the survey questionnaires, reading of the survey questions, skip patterns, and probing and clarifying techniques necessary for specific questions on the survey questionnaires.

INTERVIEWING DATES AND TIMES

Telephone surveying times are Monday through Friday from noon to 9:00 p.m., Saturday from noon to 5:00 p.m., and Sunday from 5:00 p.m. to 9:00 p.m., local time. A five-callback design was used to maintain the representativeness of each sample, to avoid bias toward people easy to reach by telephone, and to provide an equal opportunity for all to participate. When a respondent could not be reached on the first call, subsequent calls were placed on different days of the week

and at different times of the day. The hunter survey was conducted in November and December 2018, and the resident survey was conducted in December 2018.

TELEPHONE SURVEY DATA COLLECTION AND QUALITY CONTROL

The software used for data collection was Questionnaire Programming Language (QPL). The survey data were entered into the computer as each interview was being conducted, eliminating manual data entry after the completion of the survey and the concomitant data entry errors that may occur with manual data entry. The survey questionnaires were programmed so that QPL branched, coded, and substituted phrases in the surveys based on previous responses to ensure the integrity and consistency of the data collection.

The Survey Center Managers and statisticians monitored the data collection, including monitoring of the actual telephone interviews without the interviewers' knowledge, to evaluate the performance of each interviewer and ensure the integrity of the data. The survey questionnaires contained error checkers and computation statements to ensure quality and consistent data. After the surveys were obtained by the interviewers, the Survey Center Managers and/or statisticians checked each completed survey to ensure clarity and completeness. Responsive Management obtained a total of 600 completed interviews each for the resident and hunter surveys.

DATA ANALYSIS

The analysis of data was performed using IBM SPSS Statistics as well as proprietary software developed by Responsive Management. For the resident survey, the results were weighted by demographic characteristics so that the sample was representative of adult residents within Vermont as a whole. Because the hunter sample is a closed dataset, the results of the hunter survey were not weighted.

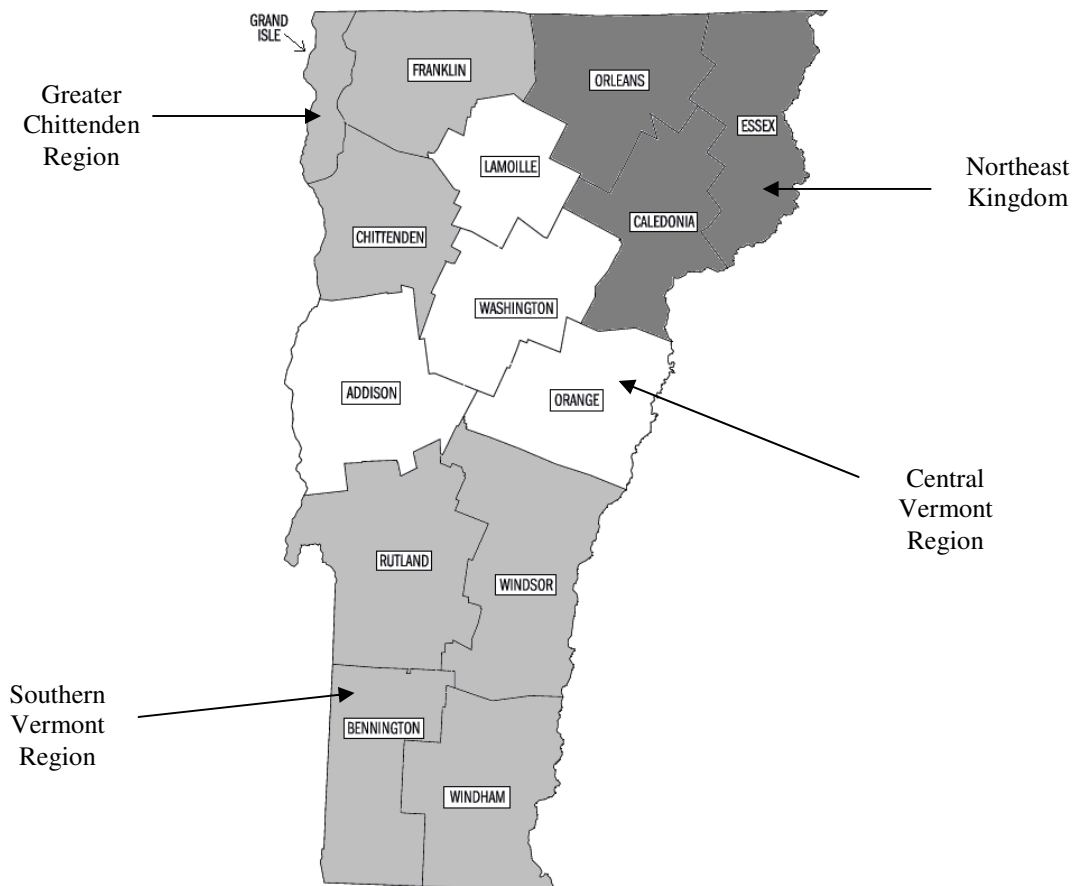
On questions that asked respondents to provide a number (e.g., miles travelled to hunt), the graphs show ranges of numbers rather than the precise numbers. Nonetheless, in the survey each respondent provided a precise number, and the dataset includes this precise number, even if the

graphs only show ranges of numbers. Note that the calculation of means and medians used the precise numbers that the respondents provided.

For the hunter survey, crosstabulations were run on several questions as specified by the Department. For the resident survey, crosstabulations were run on every question by region of residence; for this, Vermont was divided into four regions, as described below:

- The Greater Chittenden Region (consisting of Chittenden, Franklin, and Grand Isle Counties)
- The Northeast Kingdom (consisting of Orleans, Caledonia, and Essex Counties)
- Central Vermont (consisting of Washington, Lamoille, Orange, and Addison Counties)
- Southern Vermont (consisting of Rutland, Bennington, Windsor, and Windham Counties)

The four regions are shown below.



SAMPLING ERRORS

Throughout this report, findings of the telephone surveys are reported at a 95% confidence interval. For the entire sample of Vermont adult residents, the sampling error is at most plus or minus 3.99 percentage points. This means that if the survey were conducted 100 times on different samples that were selected in the same way, the findings of 95 out of the 100 surveys would fall within plus or minus 3.99 percentage points of each other. For the entire sample of Vermont licensed hunters, the sampling error is at most plus or minus 3.98 percentage points. Sampling errors were calculated using the formula described on the following page, with a sample size of 600 and a population size of 504,856 for the resident survey, and a sample size of 600 and a population size of 66,606 for the hunter survey.

Sampling Error Equation

$$B = \left(\sqrt{\frac{\frac{N_p(.25)}{N_s} - .25}{N_p - 1}} \right) (1.96)$$

Where: B = maximum sampling error (as decimal)
 N_p = population size (i.e., total number who could be surveyed)
 N_s = sample size (i.e., total number of respondents surveyed)

Derived from formula: p. 206 in Dillman, D. A. 2000. *Mail and Internet Surveys*. John Wiley & Sons, NY.

Note: This is a simplified version of the formula that calculates the maximum sampling error using a 50:50 split (the most conservative calculation because a 50:50 split would give maximum variation).

ADDITIONAL INFORMATION ABOUT THE PRESENTATION OF RESULTS IN THE REPORT

In examining the results, it is important to be aware that the questionnaires included several types of questions:

- Open-ended questions are those in which no answer set is read to the respondents; rather, they can respond with anything that comes to mind from the question.
- Closed-ended questions have an answer set from which to choose.
- Single or multiple response questions: Some questions allow only a single response, while other questions allow respondents to give more than one response or choose all that apply. Those that allow more than a single response are indicated on the graphs with the label, "Multiple Responses Allowed."

- Scaled questions: Many closed-ended questions (but not all) are in a scale, such as very concerned-somewhat concerned-a little concerned-not at all concerned.
- Series questions: Many questions are part of a series, and the results are primarily intended to be examined relative to the other questions in that series (although results of the questions individually can also be valuable). Typically, results of all questions in a series are shown together.

Some graphs show an average, either the mean or median (or both). The mean is simply the sum of all numbers divided by the number of respondents. Because outliers (extremely high or low numbers relative to most of the other responses) may skew the mean, the median may be shown. The median is the number at which half the sample is above and the other half is below. In other words, a median of 150 means that half the sample gave an answer of more than 150 and the other half gave an answer of less than 150.

Most graphs show results rounded to the nearest integer; however, all data are stored in decimal format, and all calculations are performed on unrounded numbers. For this reason, some results may not sum to exactly 100% because of this rounding on the graphs. Additionally, rounding may cause apparent discrepancies of 1 percentage point between the graphs and the reported results of combined responses (e.g., when “strongly support” and “moderately support” are summed to determine the total percentage in support).

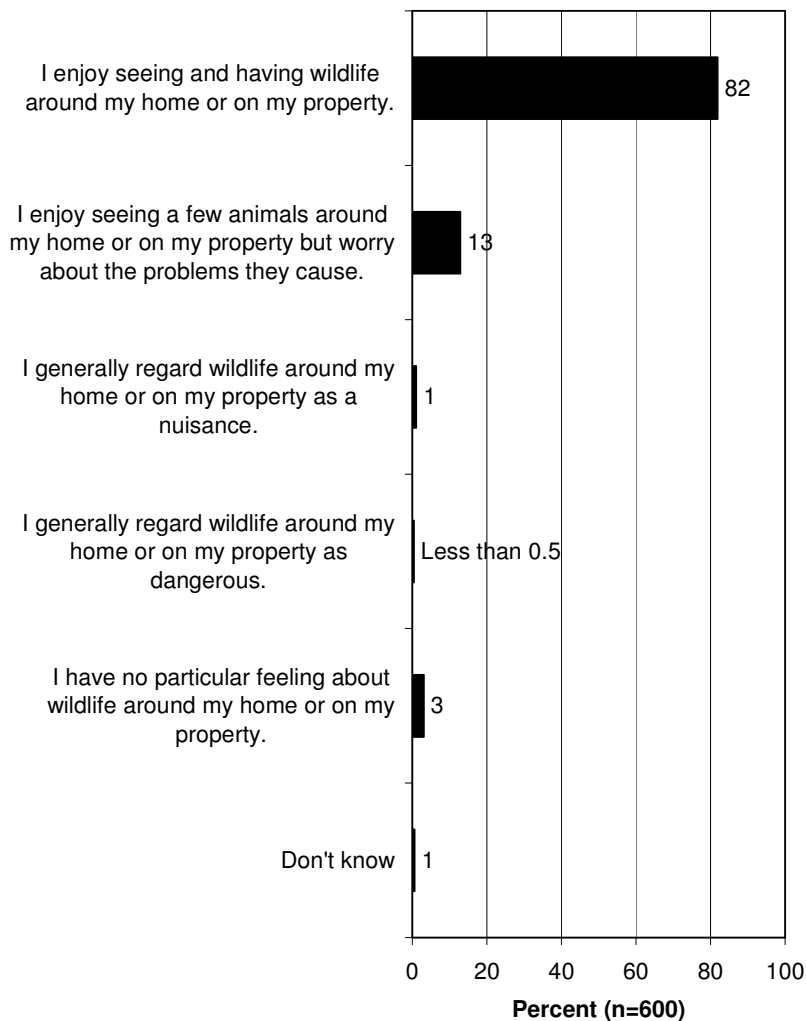
For both surveys, statewide results are shown first for each question (graphs with a single bar representing all residents or all hunters), followed by any crosstabulations (regional crosstabulations for the resident survey and varied crosstabulations for the hunter survey). For the resident survey, some questions also include a trends analysis, where the results of identical questions between the 2007 and 2018 surveys are shown side-by-side for comparison. Generally, crosstabulations and trends are not discussed in the report narrative unless marked differences occur.

ATTITUDES TOWARD WILDLIFE

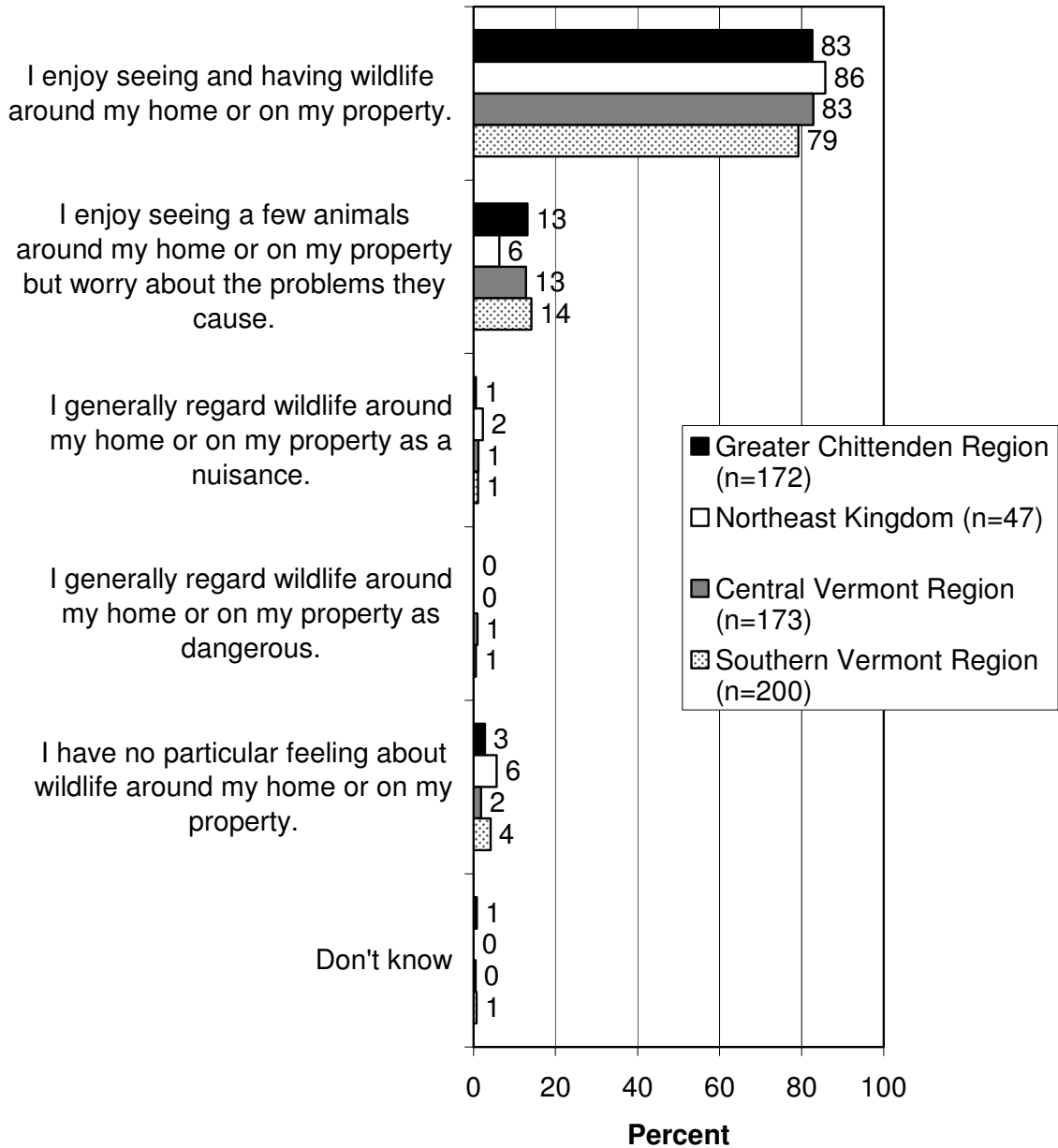
(GENERAL POPULATION SURVEY ONLY)

- Vermont residents were presented with a continuum of statements to gauge their feelings about wildlife around the home. Most (82%) selected the statement at the highest end of the continuum, “I enjoy seeing and having wildlife around my home or on my property,” while 13% selected, “I enjoy seeing a few animals around my home or on my property but worry about the problems they cause.” Almost no one selected statements at the low end of the continuum indicating that wild animals are a nuisance or a danger.

**Q10. Generally, which of the following best describes your feelings about wildlife around your home or on your property?
(VT residents)**



**Q10. Generally, which of the following best describes your feelings about wildlife around your home or on your property?
(VT residents)**



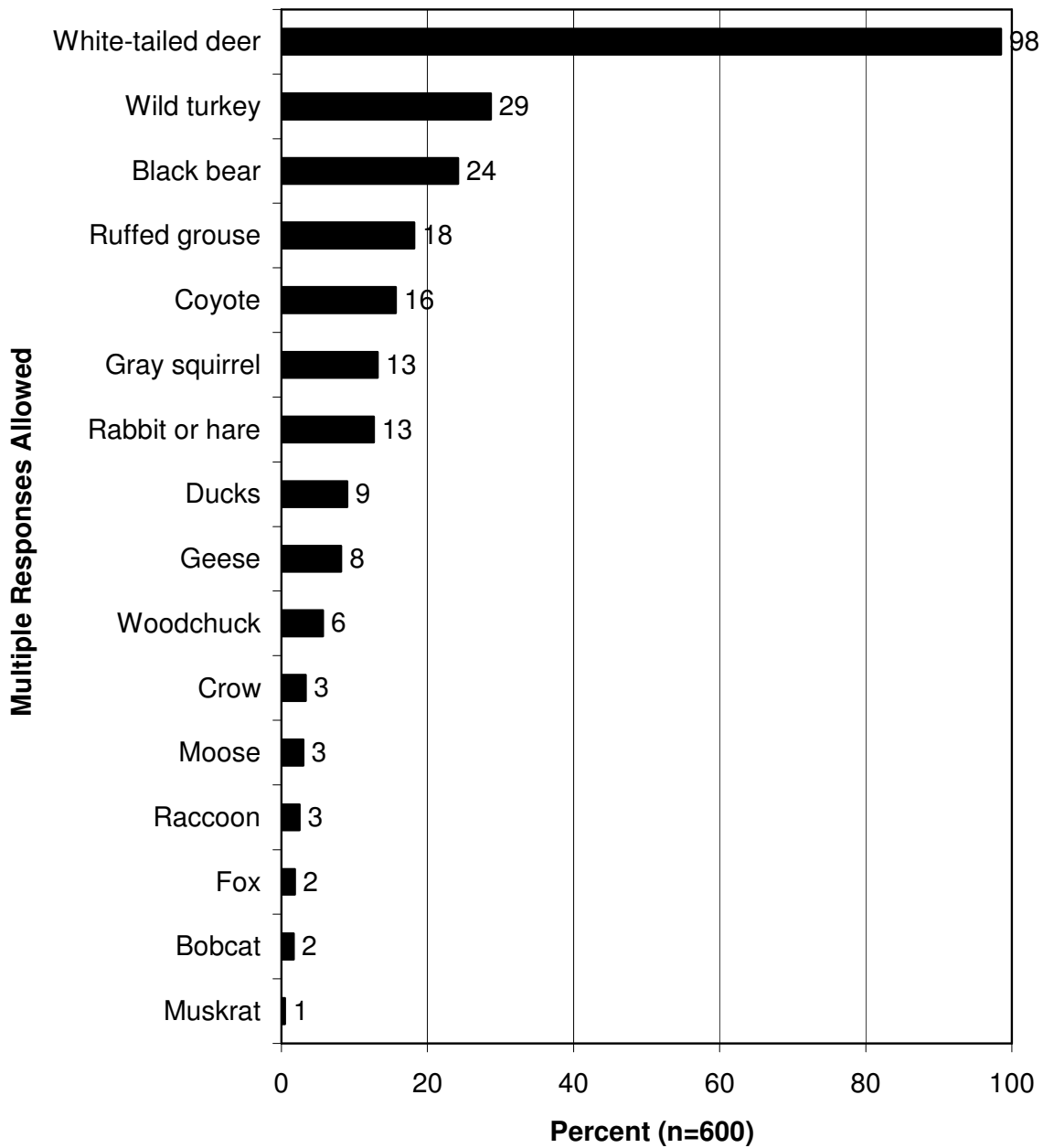
HUNTING PARTICIPATION

(HUNTER SURVEY ONLY)

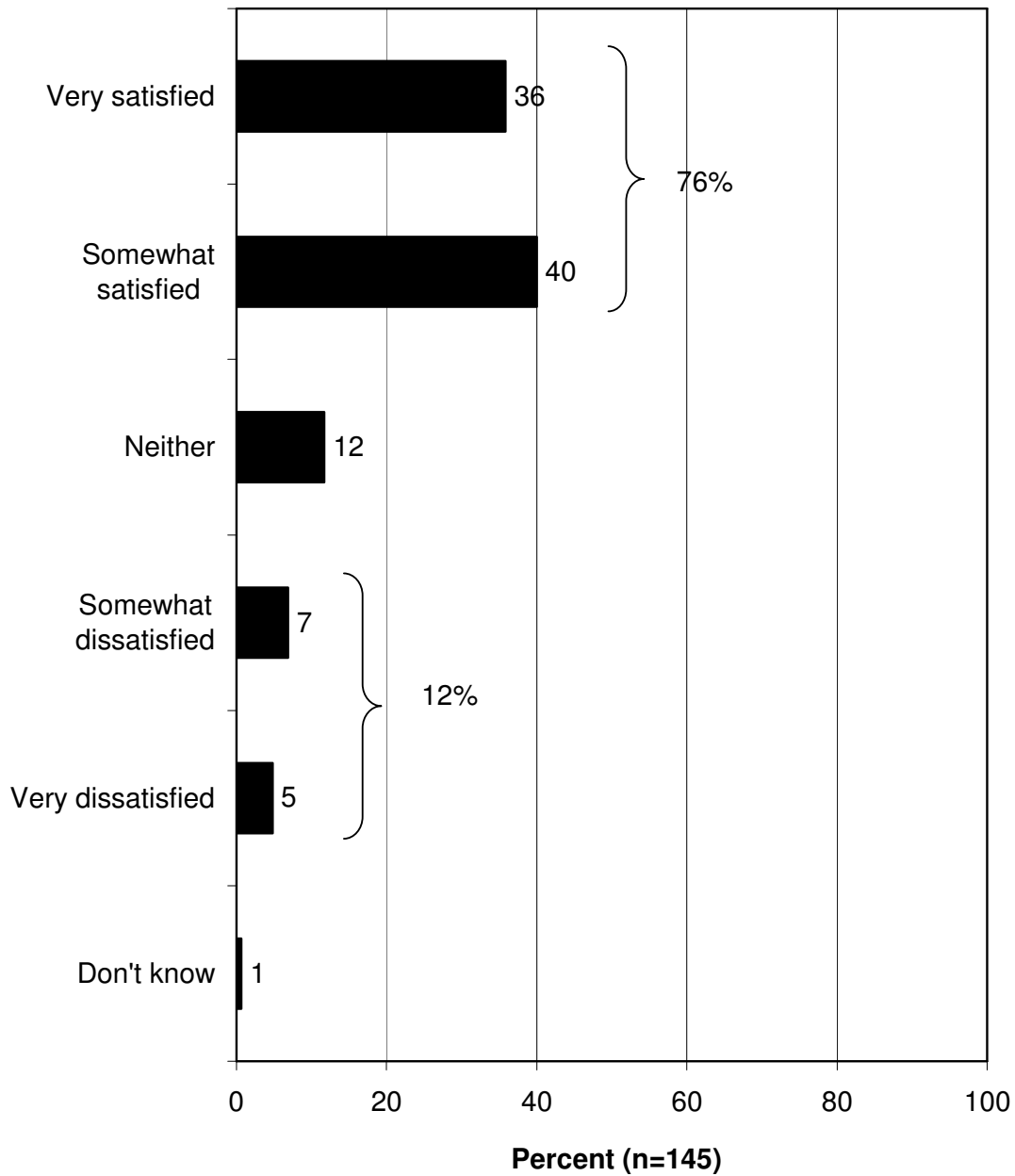
- Practically all Vermont hunters (98%) hunted for white-tailed deer in the state over the past 5 years. Other popular species for Vermont hunters include wild turkey (29% hunted this over the past 5 years), black bear (24%), ruffed grouse (18%), and coyote (16%).
 - In follow-up, hunters of four big game species were asked their satisfaction with their experience hunting that species in Vermont over the past 5 years. First, a majority of black bear hunters (76%) were satisfied with their bear hunting experience, including 36% who were *very satisfied*. This compares to 12% who were dissatisfied.
 - Two-thirds (67%) of moose hunters were satisfied with their moose hunting experience, while 22% were not. Note that only 18 hunters in the survey had hunted moose over the past 5 years.
 - A solid majority (70%) of deer hunters were satisfied with their deer hunting, while 27% were not.
 - Most turkey hunters (94%, including 67% who were *very satisfied*) were satisfied with their turkey hunting, compared to only 2% who were not.

- Those who hunted bear, deer, and/or turkey (that is, all but one hunter in the survey) were asked if they agree with the following statement: “I would be willing to pay a reasonable fee to check my bear, deer, or turkey at a reporting station.”
 - A majority of these hunters (69%) disagree with the statement, including 54% who *strongly disagree*. On the other hand, 25% agree.
 - In follow-up, the same question was asked with the additional statement, “*What if you knew that the fee would go directly to the reporting station to cover employee time and costs?*” With this added condition, hunters were slightly more in agreement (48%) than disagreement (44%) with the original statement.
 - Among those who agreed with either preceding statement, most (88%) indicated that they are willing to pay \$5 to check their bear, deer, or turkey at a reporting station; 4% are willing to pay \$3 but not \$5; and 7% are not willing to pay \$3.

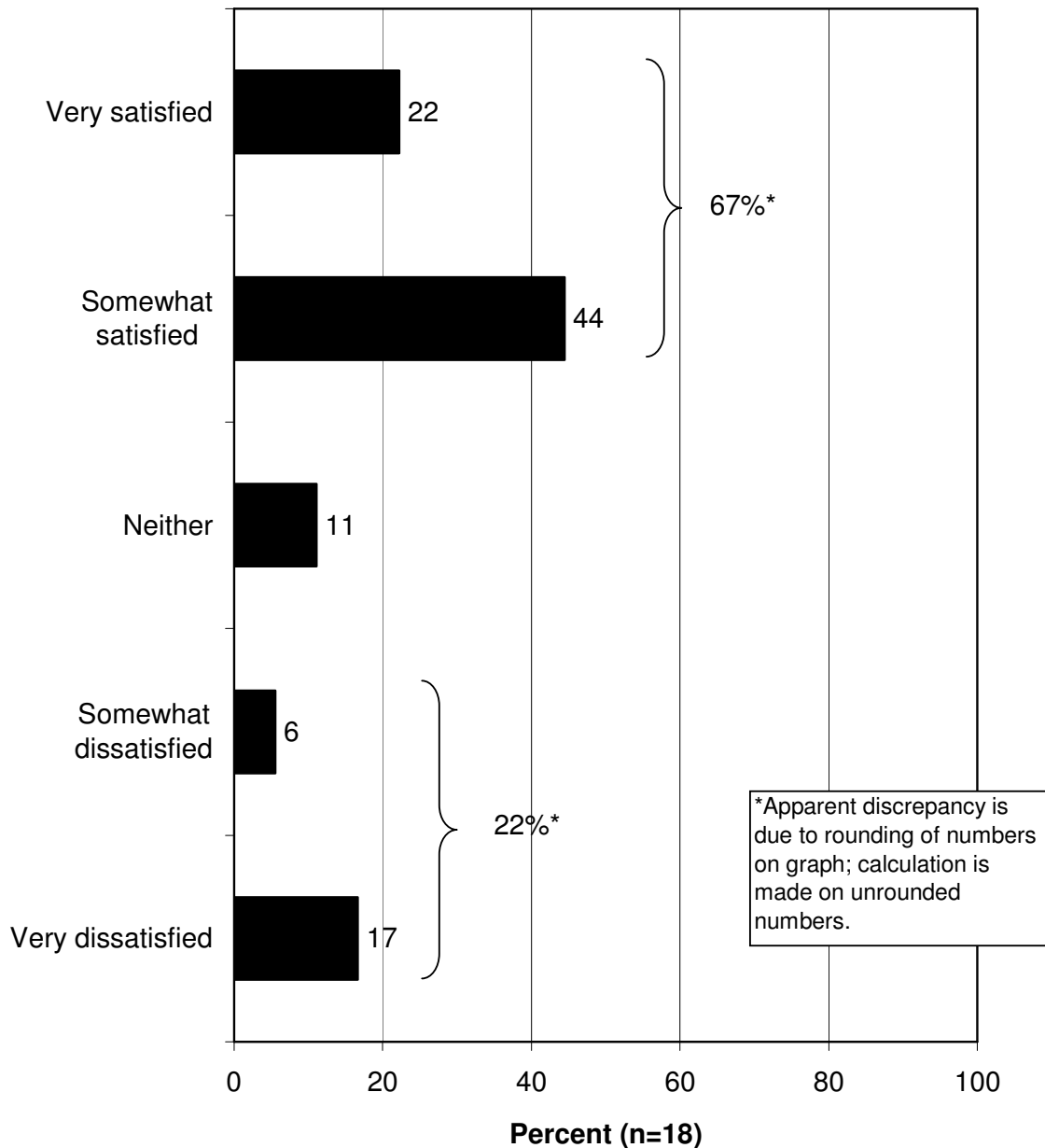
**Q16. Which of the following species did you hunt
in the past 5 years in Vermont?
(Hunter Survey)**



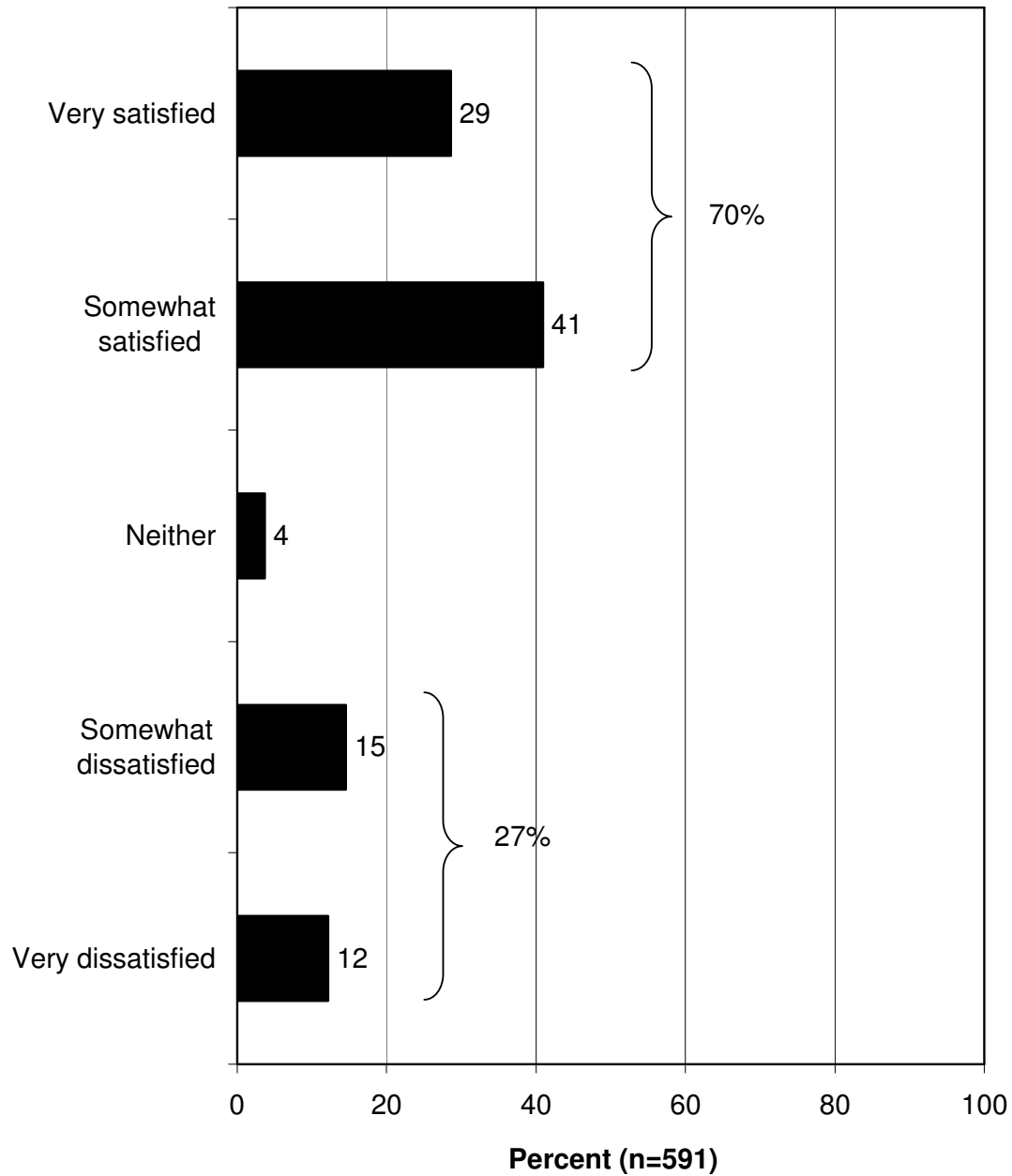
Q20. How satisfied are you with your black bear hunting experience in Vermont over the past 5 years? (Asked of those who hunted black bear in Vermont in the past 5 years.) (Hunter survey)



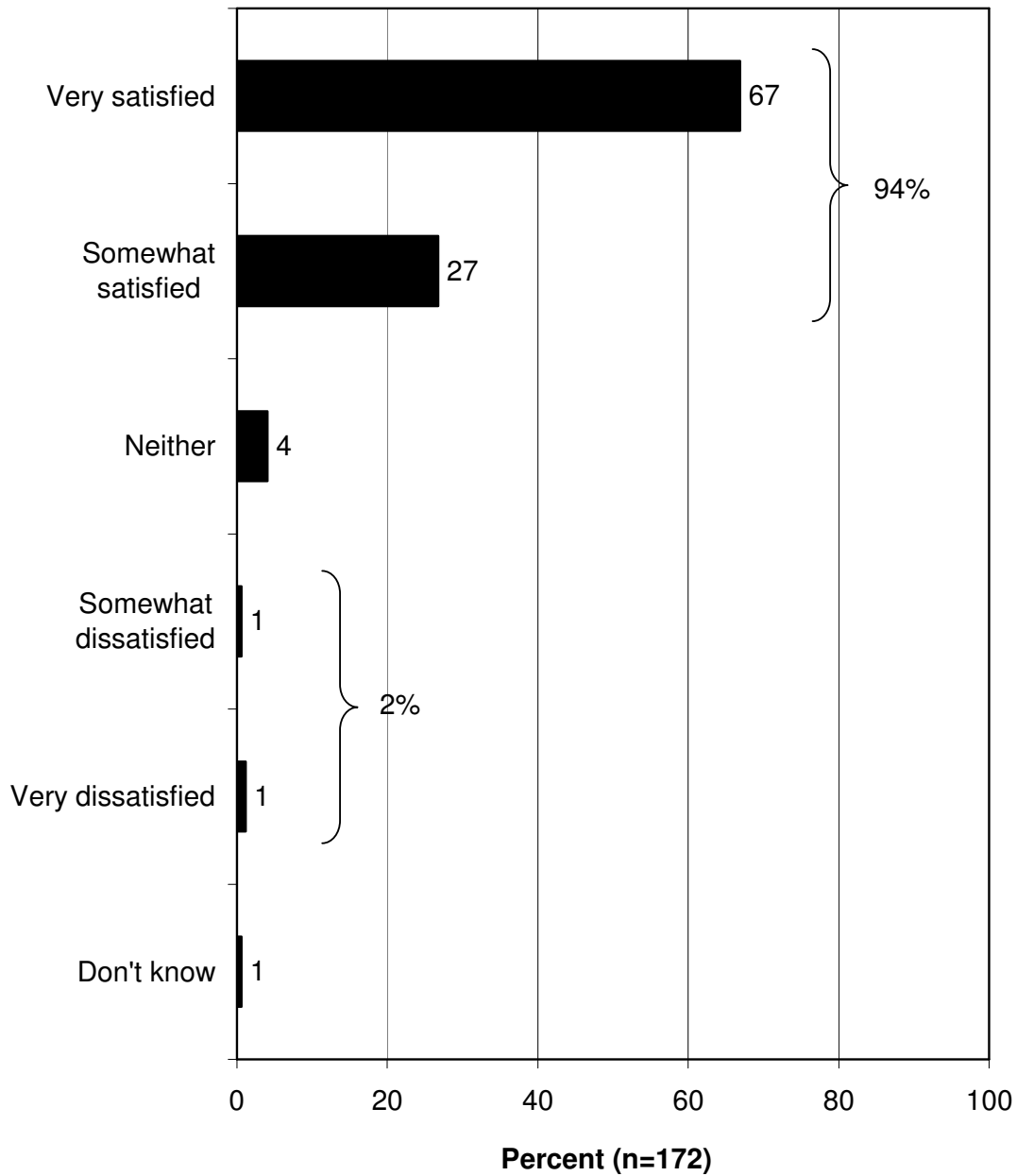
**Q22. How satisfied are you with your moose hunting experience in Vermont over the past 5 years? (Asked of those who hunted moose in Vermont in the past 5 years.)
(Hunter survey)**



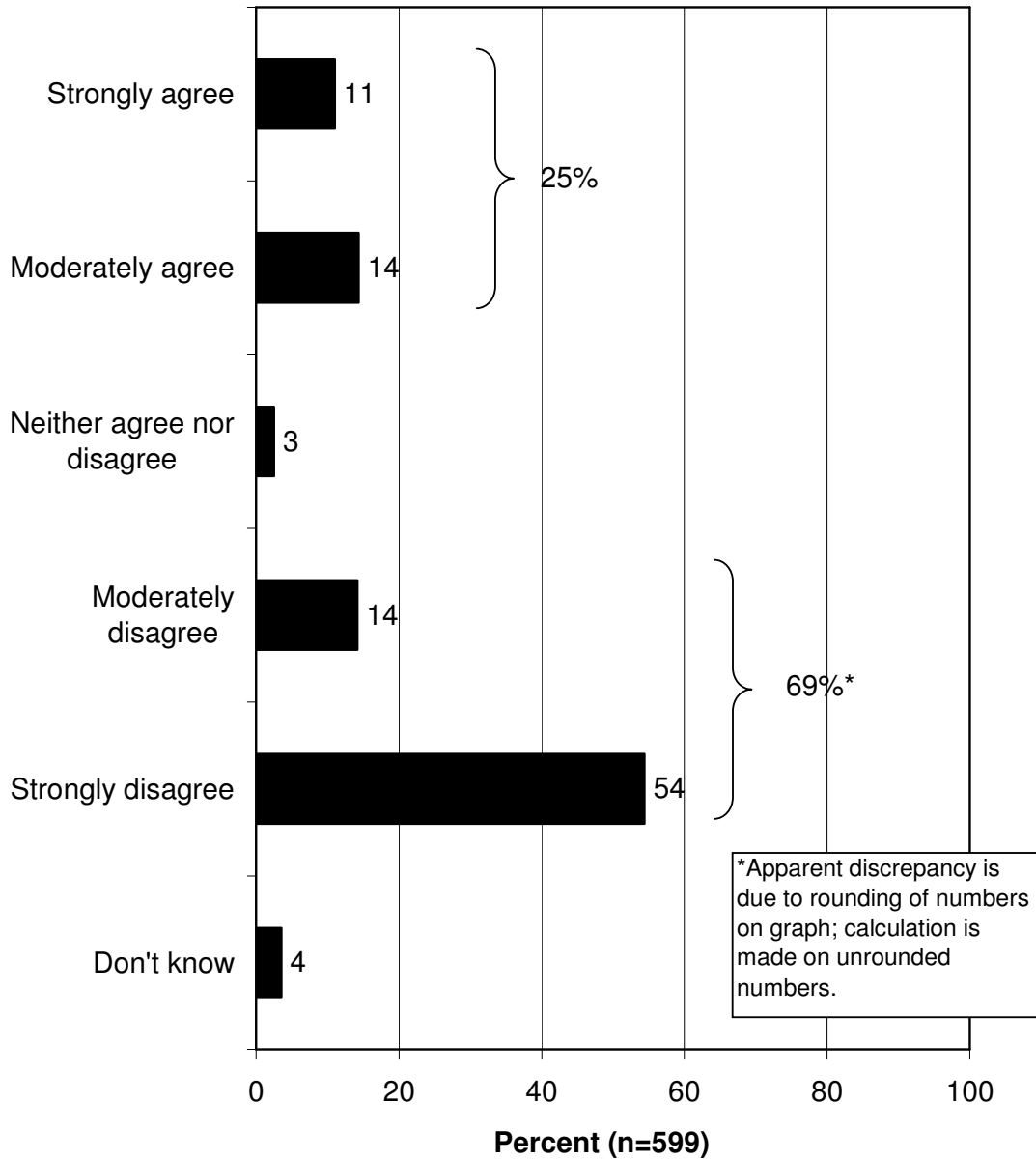
**Q24. How satisfied are you with your white-tailed deer hunting experience in Vermont over the past 5 years? (Asked of those who hunted white-tailed deer in Vermont in the past 5 years.)
(Hunter survey)**



**Q26. How satisfied are you with your wild turkey hunting experience in Vermont over the past 5 years? (Asked of those who hunted in Vermont in the past 5 years.)
(Hunter survey)**



Q118. Please tell me to what extent you agree or disagree with the following statement: I would be willing to pay a reasonable fee to check my bear, deer, or turkey at a reporting station. (Asked of those who hunted bear, deer, and/or turkey.) (Hunter survey)

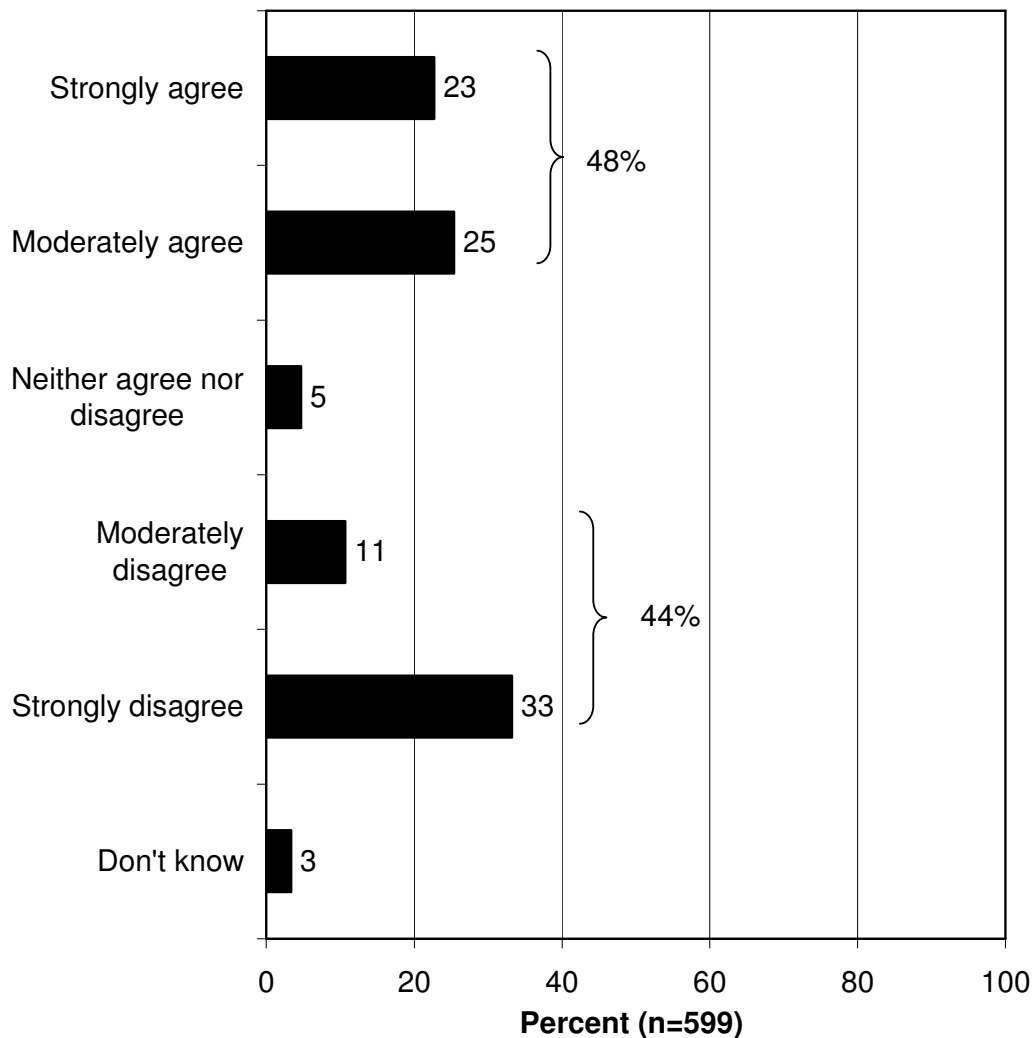


Q119. What if you knew that the fee would go directly to the reporting station to cover employee time and costs? (Asked of those who hunted bear, deer, and/or turkey in Vermont in the past 5 years.)

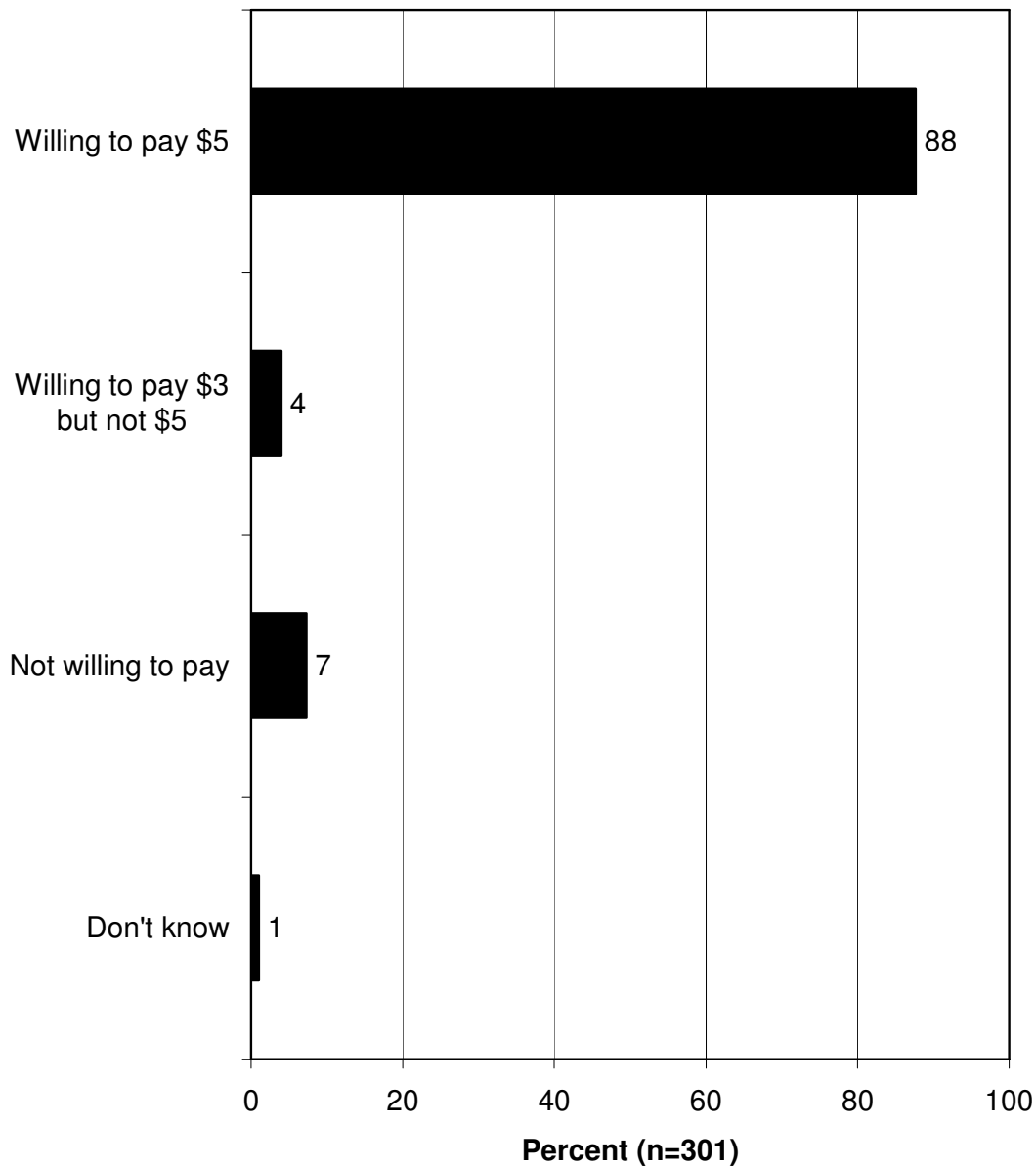
Follow-up question to:

I would be willing to pay a reasonable fee to check my bear, deer, or turkey at a reporting station. (Do you agree or disagree with this?)

(Hunter survey)



Q120/121. Would you be willing to pay [\$5 or \$3] to check your bear, deer, or turkey at a reporting station? (Asked of those who hunted bear, deer, and/or turkey in Vermont in the past 5 years and who agreed that they would pay a fee.) (Hunter survey)



BLACK BEAR HUNTING AND MANAGEMENT

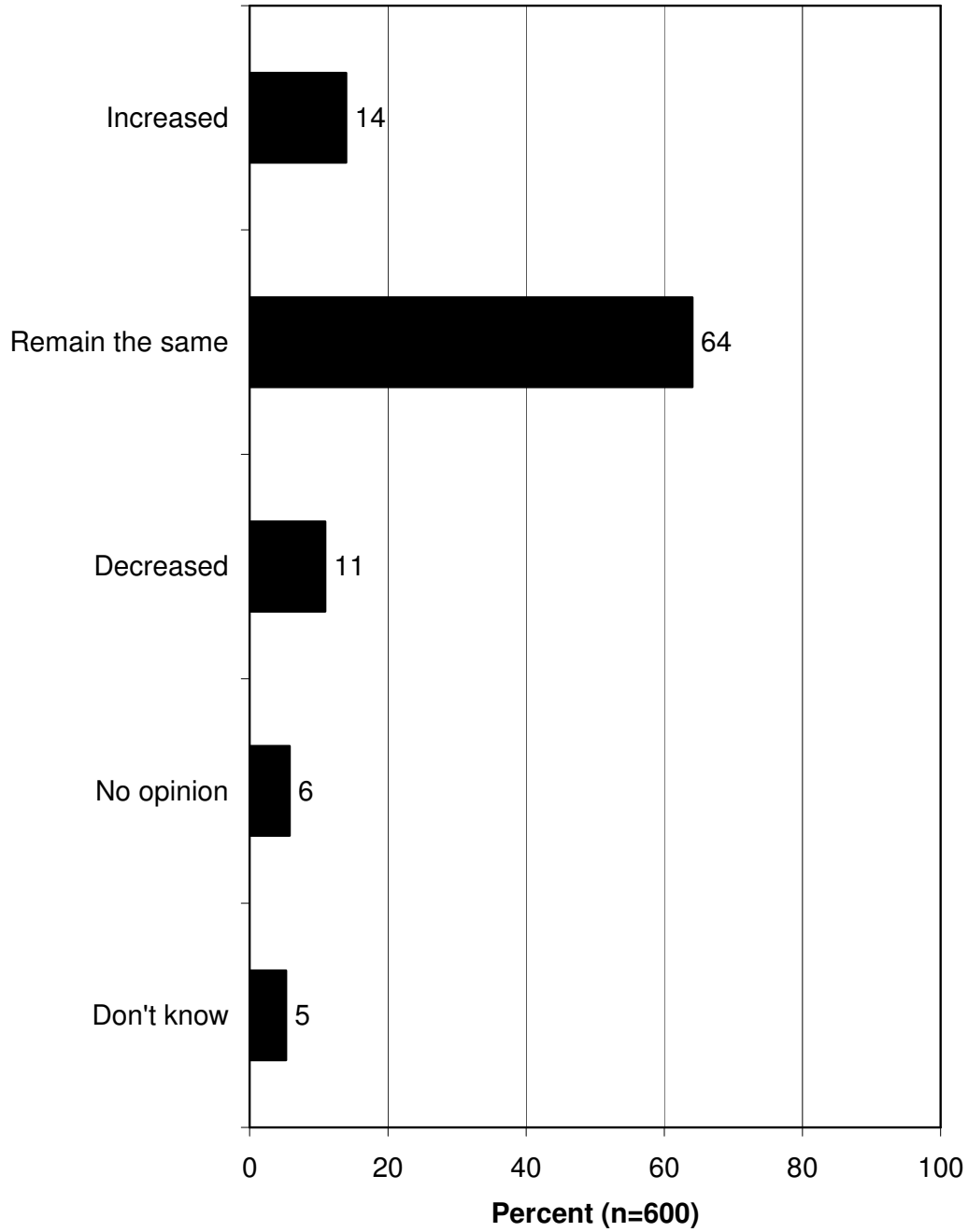
RESIDENT SURVEY

- The majority of residents (64%) want to see the black bear population in their county remain the same, while 14% want to see it increased and 11% want to see it decreased.
 - Common reasons for wanting the black bear population increased are because the ecosystem needs more black bear, to improve the chance of seeing a black bear, and because black bear are aesthetically pleasing.
 - The most common reason, by far, for wanting the black bear population decreased is to reduce human-bear conflicts.
 - Northeast Kingdom residents are more likely than those in other regions to want the bear population increased.

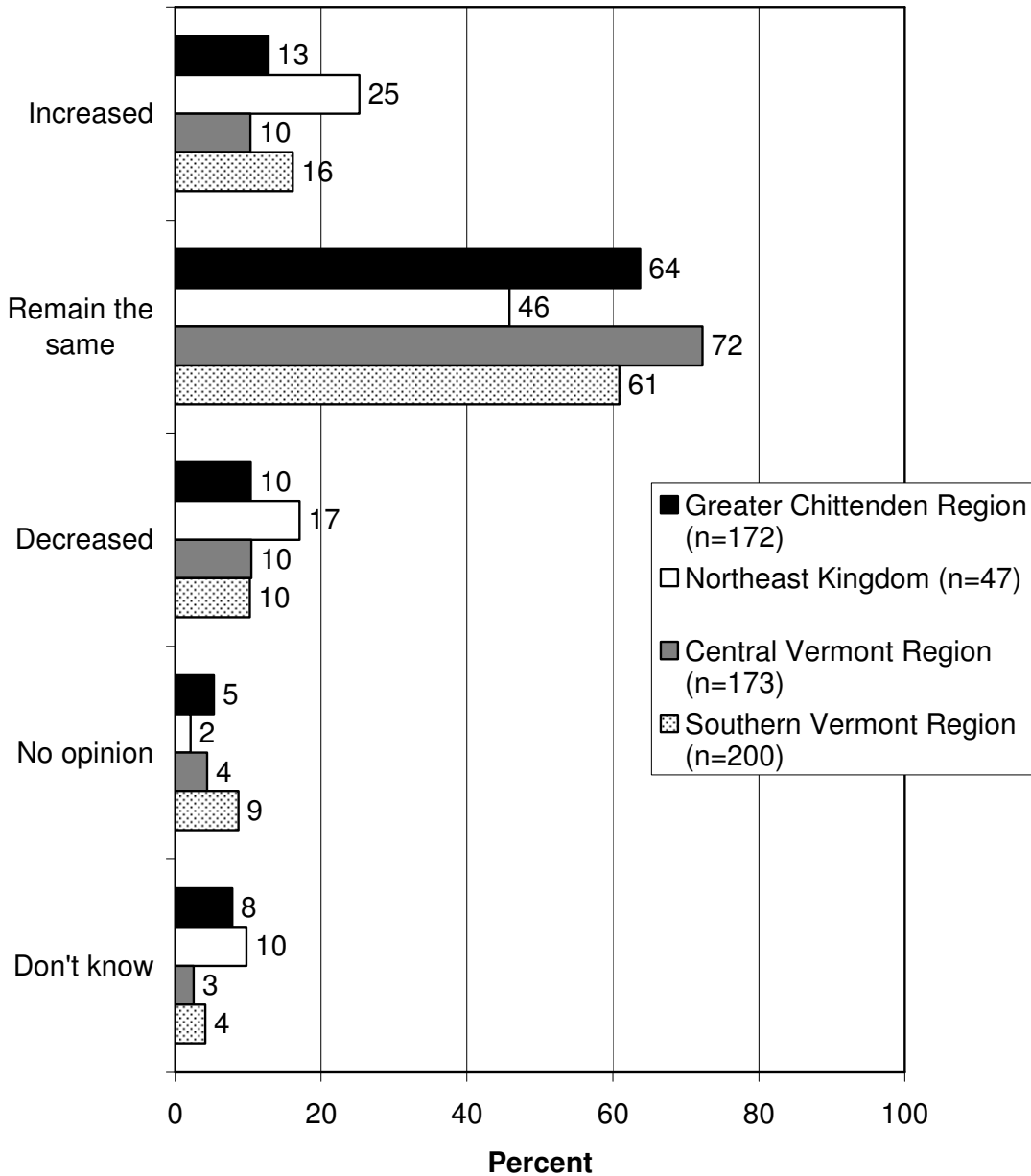
- The large majority of Vermont residents (76%) are tolerant of bears on or near their property, with 40% being *very* tolerant. Only 18% are intolerant.

- Residents were presented with a series of five statements about black bears in Vermont and were asked if they agree or disagree with each. The statements are shown below, in descending order of *strong* agreement:
 - Black bears are an important and essential part of Vermont's ecosystem. (93% agree, 76% *strongly* agree; 2% disagree, 1% *strongly* disagree)
 - Most problems with black bears in Vermont can be prevented by taking a few simple precautions, such as using bear-proof trash containers. (92% agree*, 74% *strongly* agree; 4% disagree, 2% *strongly* disagree)
 - Black bears are an important game species for hunting in Vermont. (56% agree, 24% *strongly* agree; 22% disagree, 10% *strongly* disagree)
 - Black bears in Vermont are dangerous to people. (16% agree, 4% *strongly* agree; 75% disagree, 45% *strongly* disagree)
 - Black bears kill many livestock and pets in Vermont. (9% agree*, 2% *strongly* agree; 72% disagree, 42% *strongly* disagree)
 - Combined results are shown, followed by regional results for each statement.
 - *Note that these sums appear to off by 1% due to rounding of the individual results, but the summation of total agreement or disagreement is made on unrounded numbers.

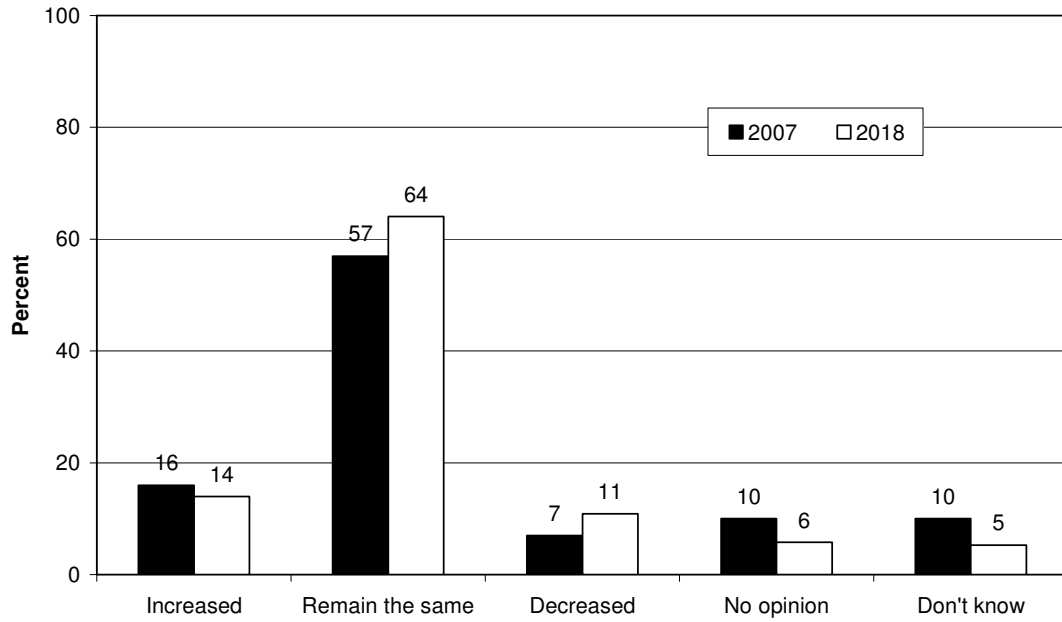
**Q14. In your opinion, should the black bear population in your county be increased, remain the same, or be decreased?
(VT residents)**



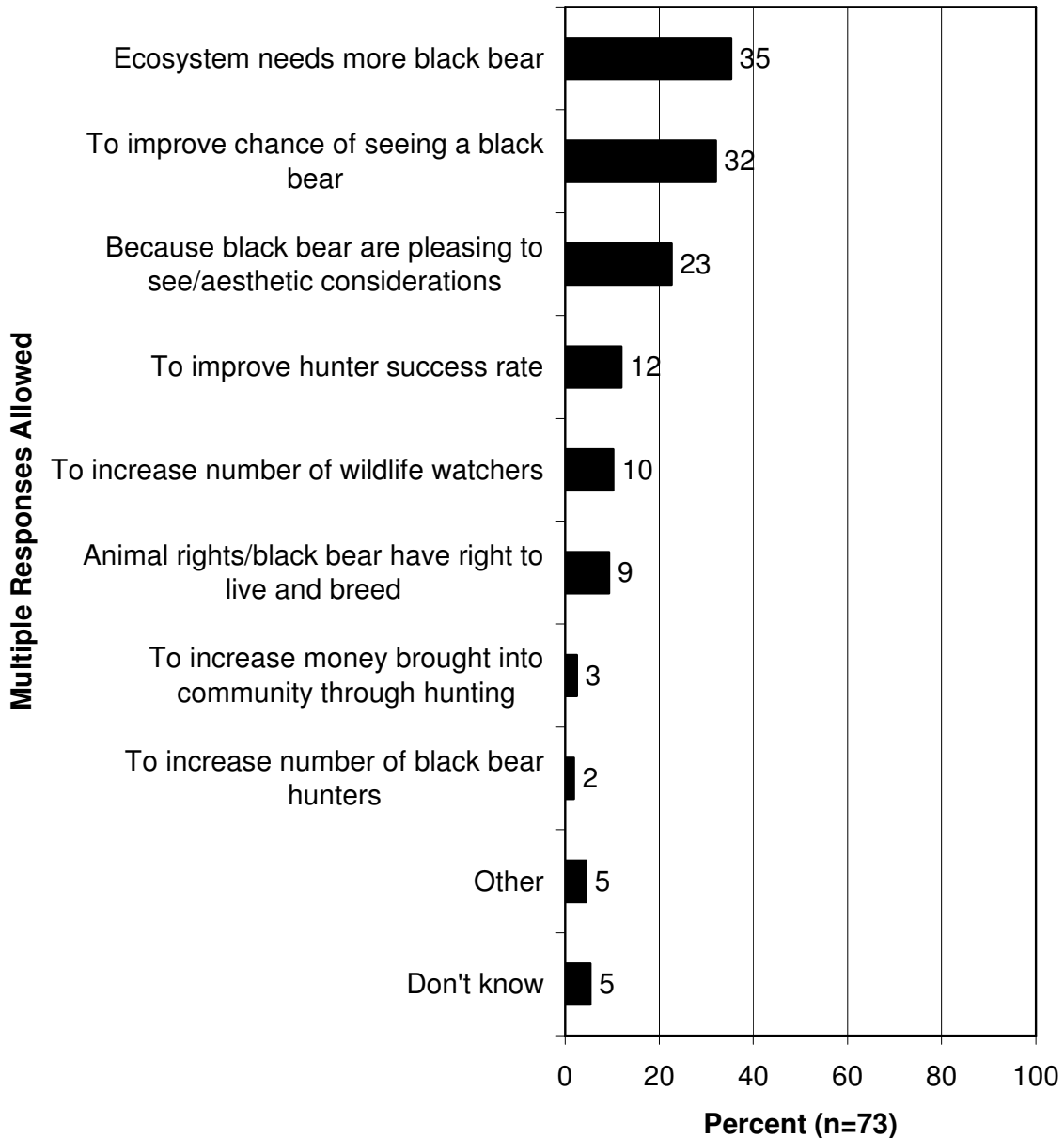
**Q14. In your opinion, should the black bear population in your county be increased, remain the same, or be decreased?
(VT residents)**



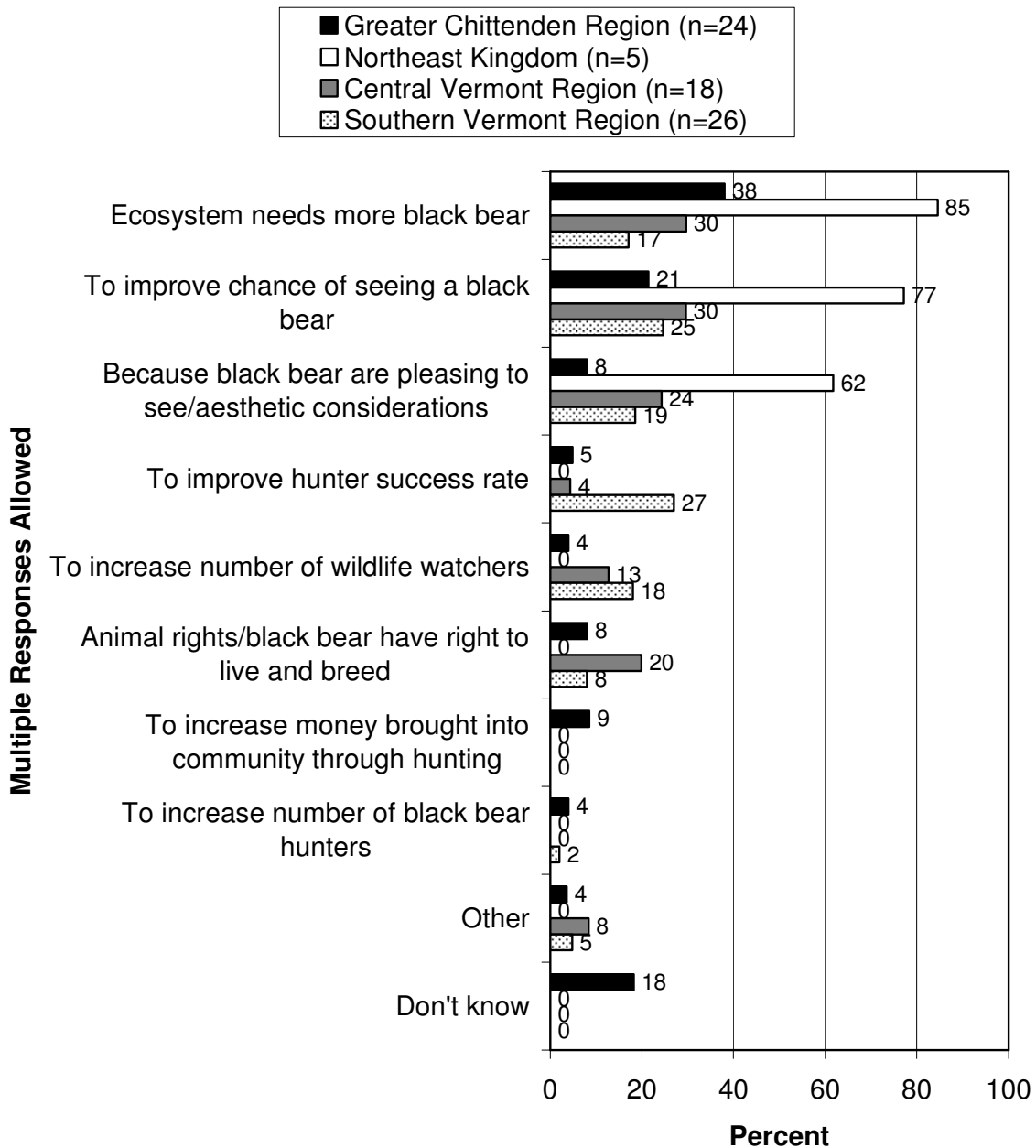
**Q14. In your opinion, should the black bear population in your county be increased, remain the same, or be decreased?
(VT residents)**



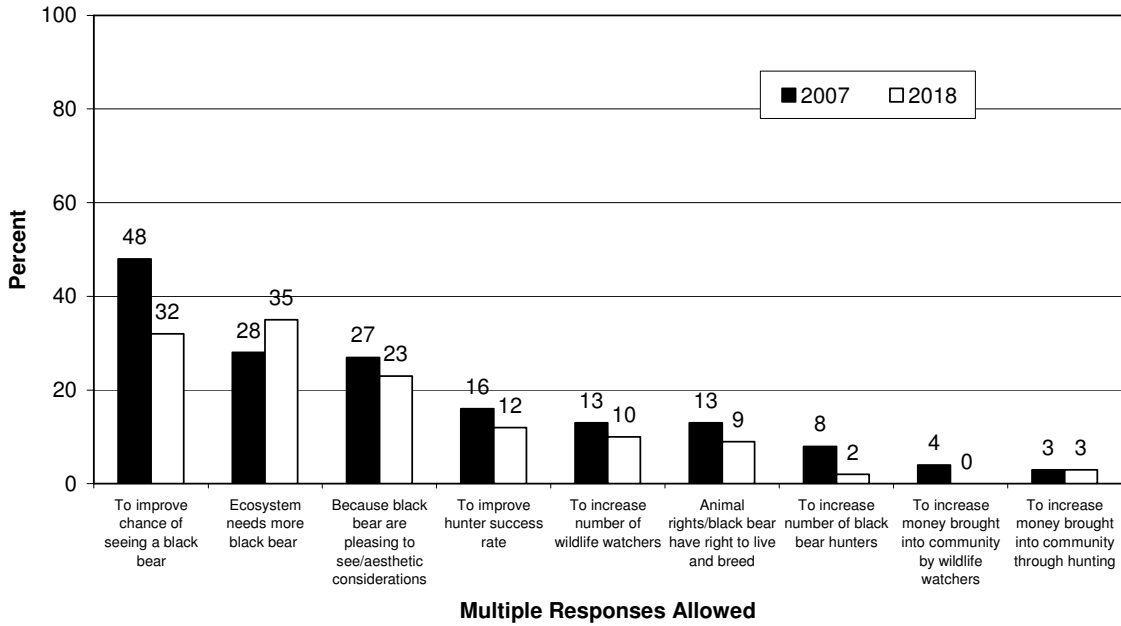
**Q17. What are the most important reasons the black bear population should be increased? (Asked of those who think the black bear population should be increased.)
(VT residents)**



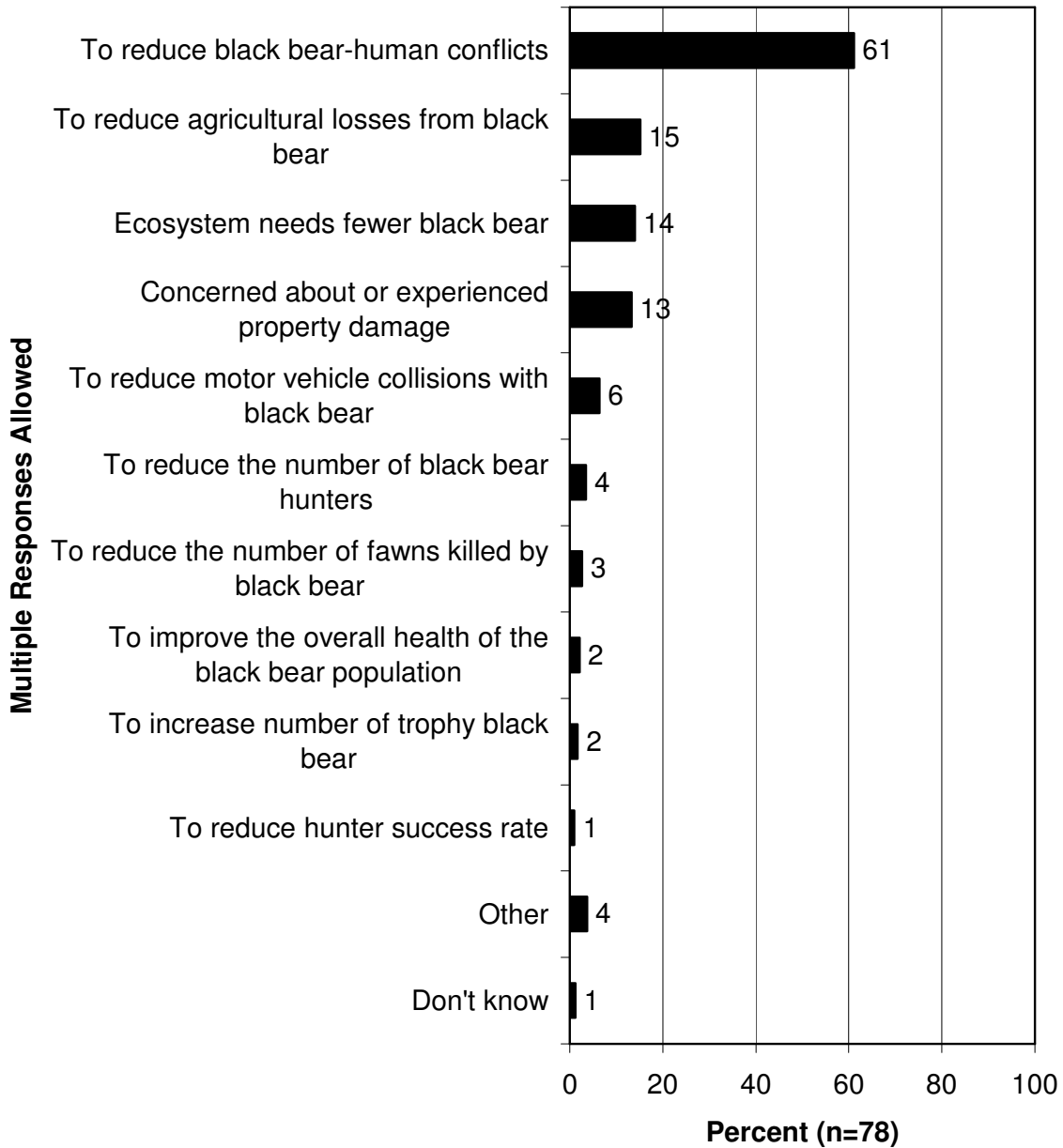
**Q17. What are the most important reasons the black bear population should be increased? (Asked of those who think the black bear population should be increased.)
(VT residents)**



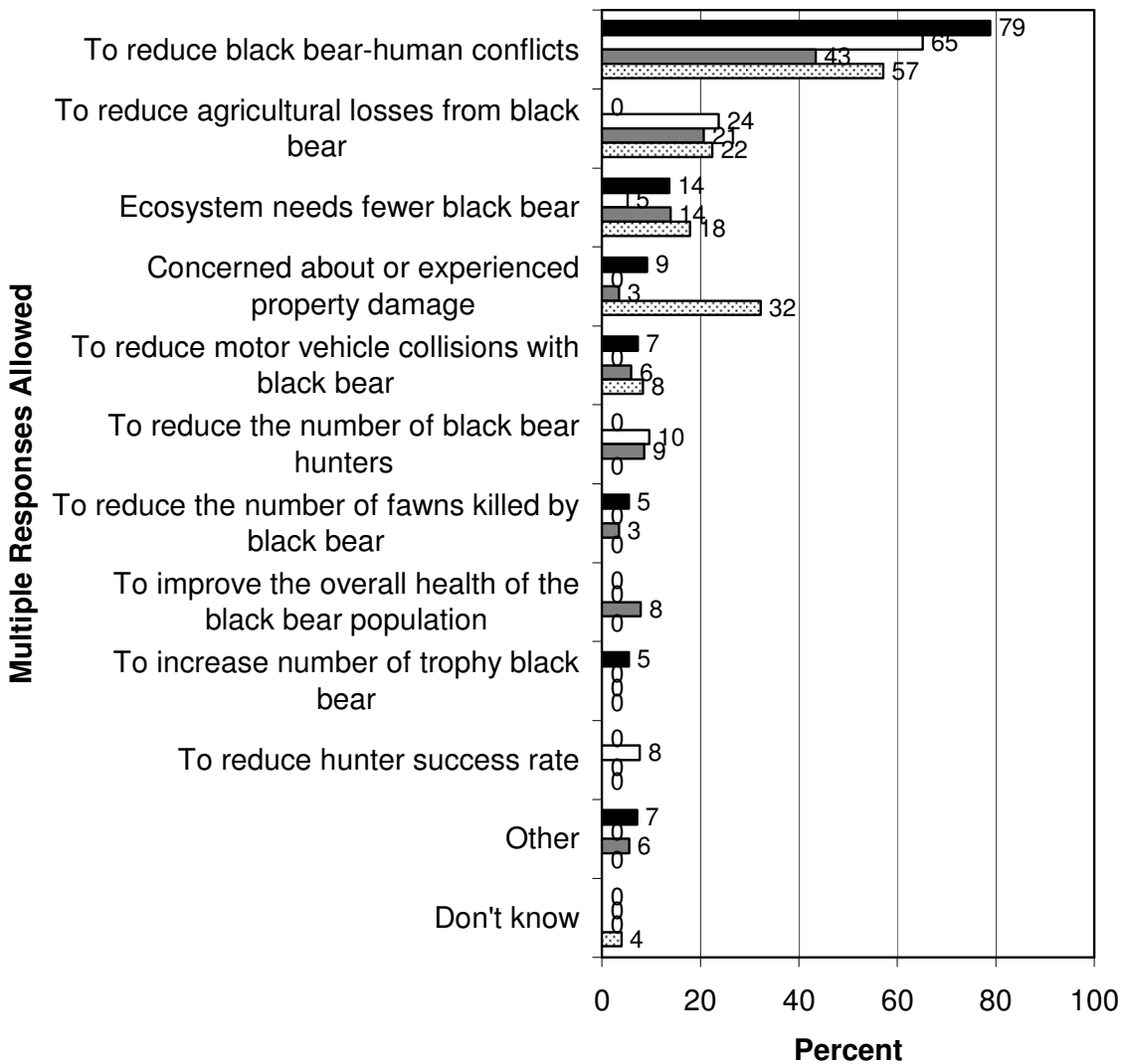
**Q17. What are the most important reasons the black bear population should be increased? (Asked of those who think the black bear population should be increased.)
(VT residents)**



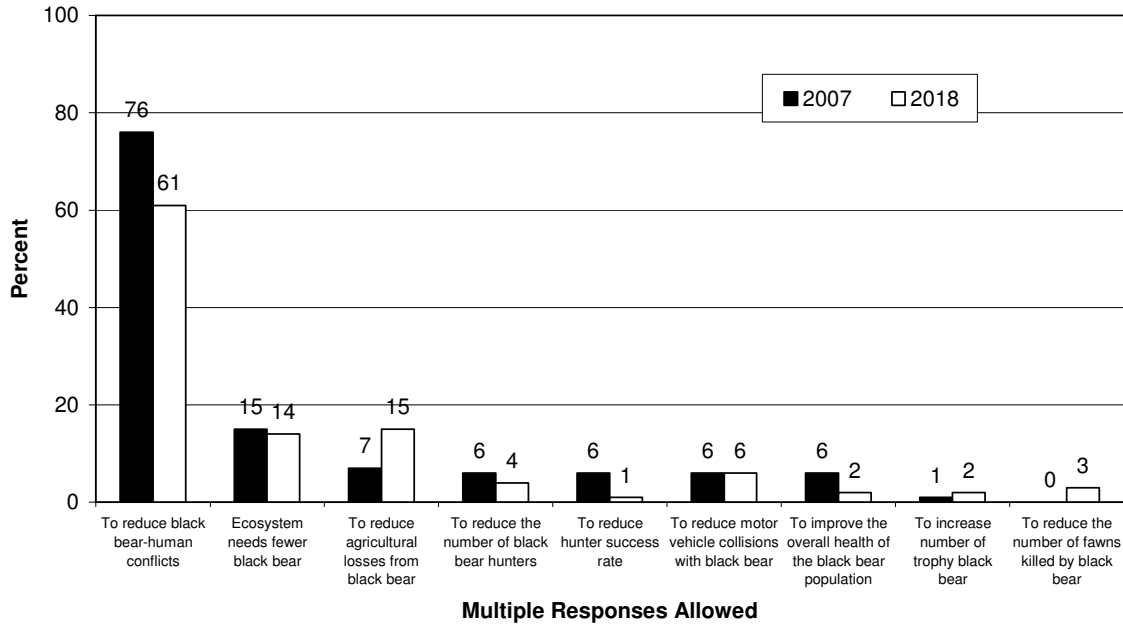
**Q21. What are the most important reasons the black bear population should be decreased?
(Asked of those who think the black bear population should be decreased.)
(VT residents)**



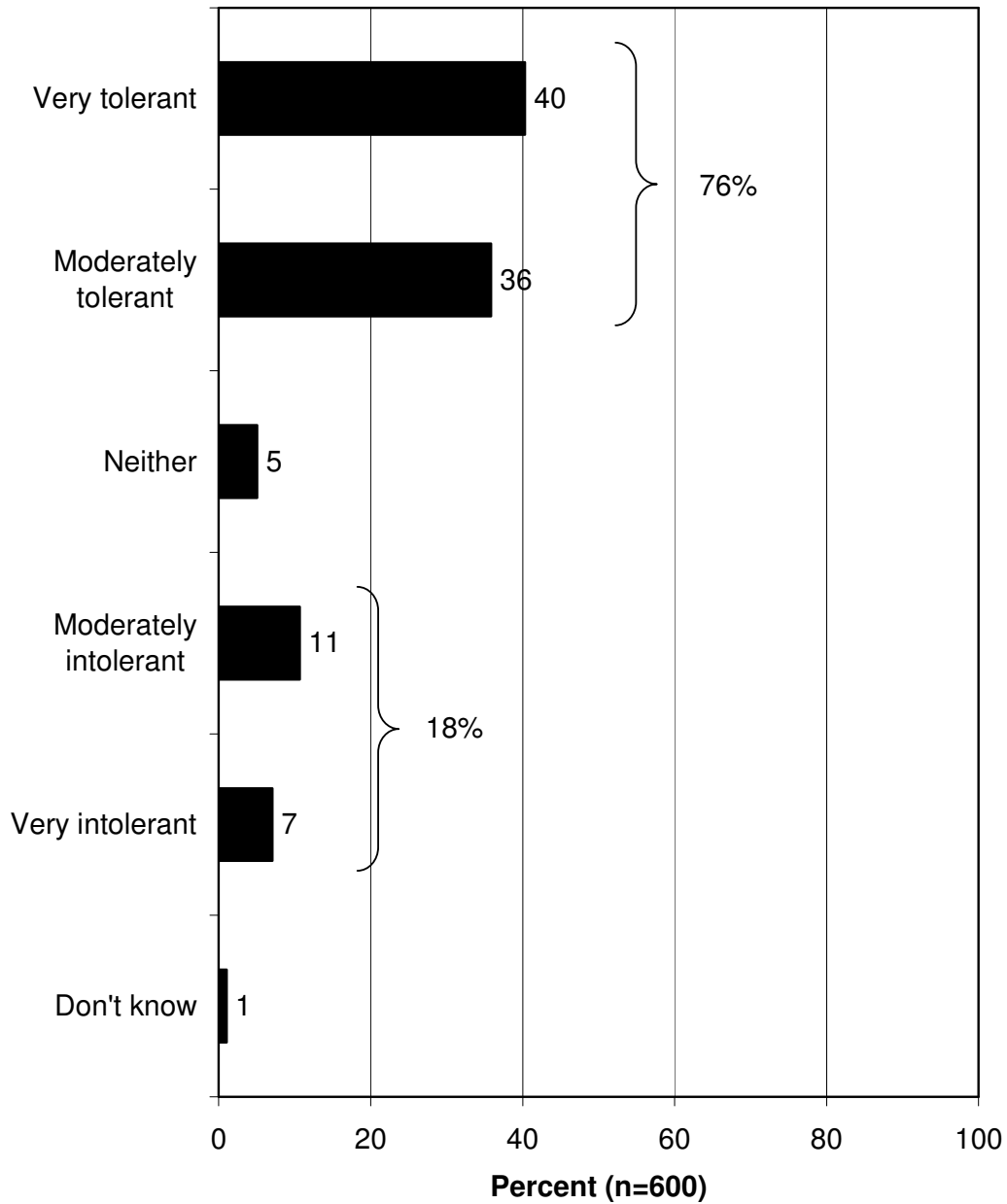
**Q21. What are the most important reasons the black bear population should be decreased?
(Asked of those who think the black bear population should be decreased.)
(VT residents)**



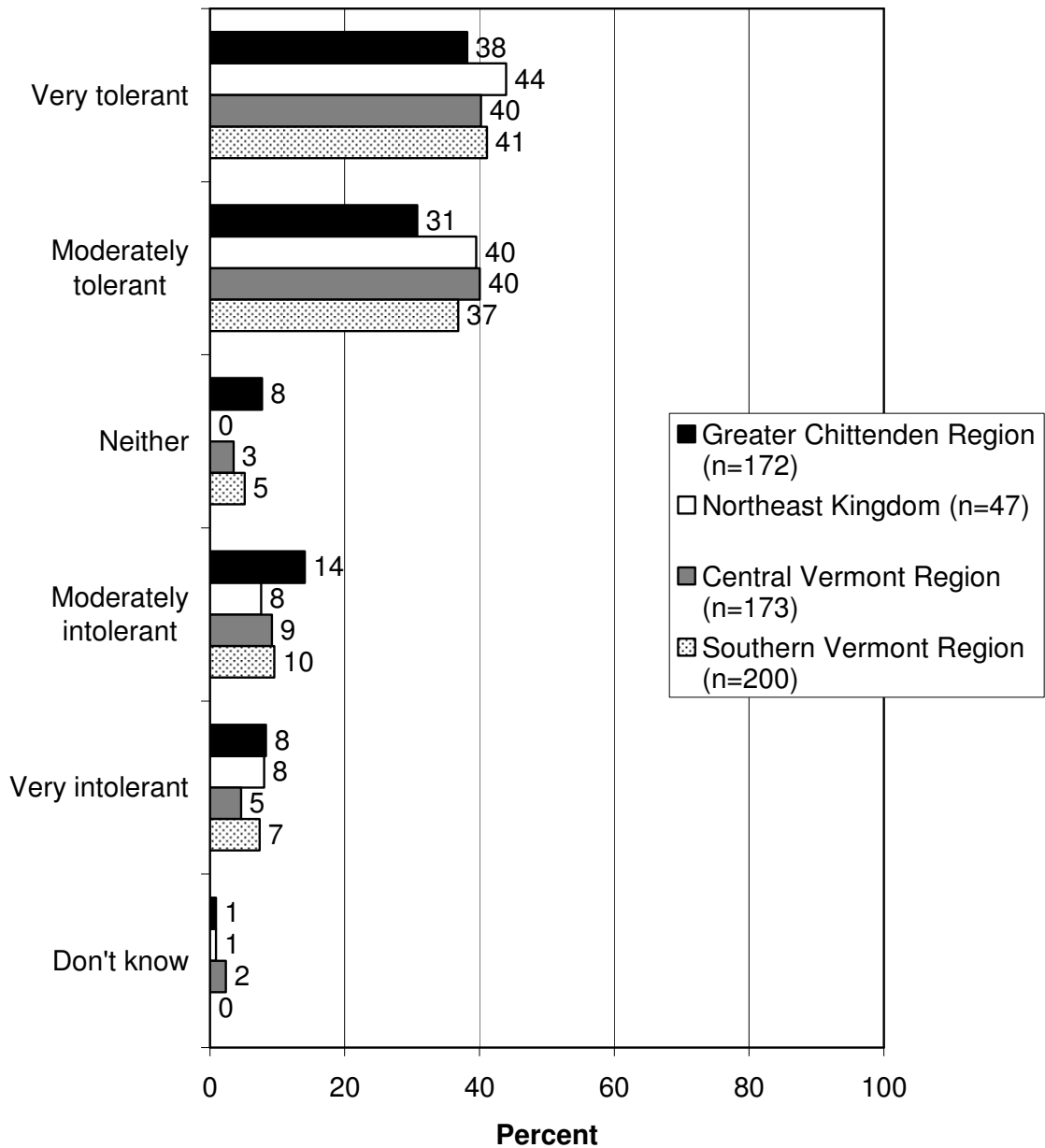
**Q21. What are the most important reasons the black bear population should be decreased? (Asked of those who think the black bear population should be decreased.)
(VT residents)**



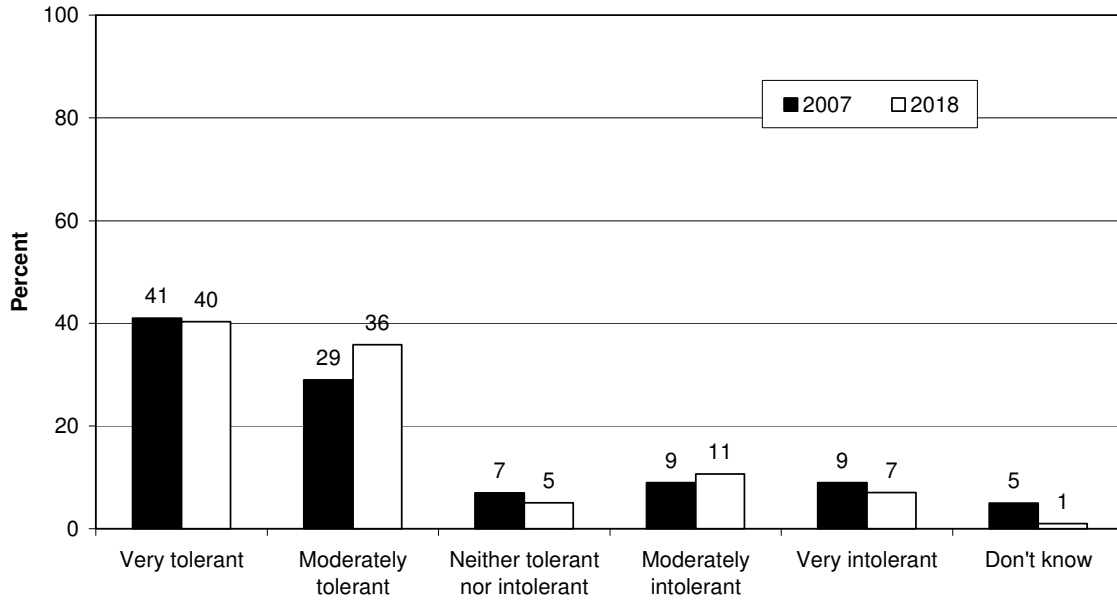
Q23. A healthy bear population may mean there could be black bears on or near your property. How tolerant are you of black bears on or near your property? (VT residents)



Q23. A healthy bear population may mean there could be black bears on or near your property. How tolerant are you of black bears on or near your property? (VT residents)

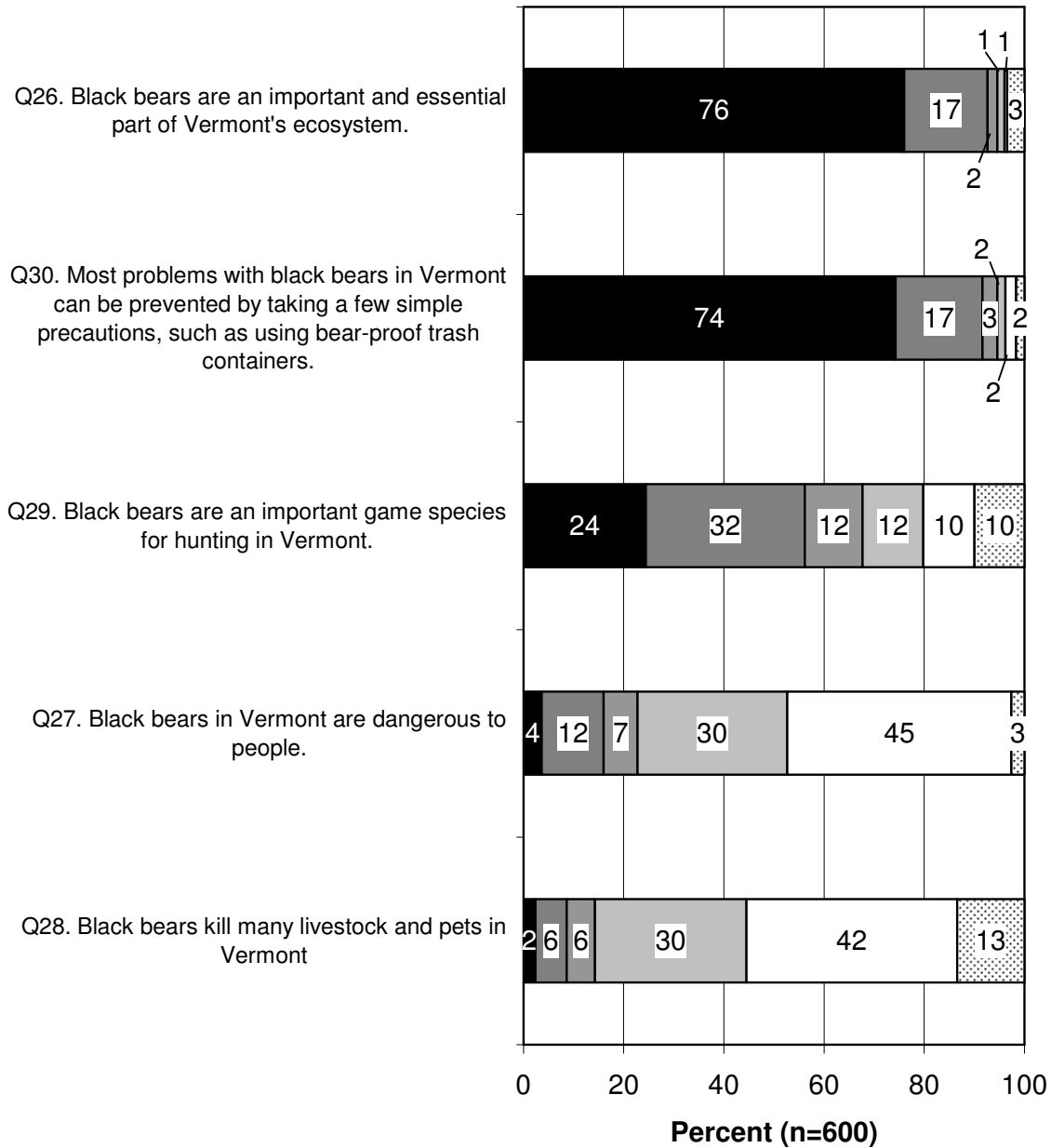


**Q23. How tolerant are you of black bears on or near your property?
(VT residents)**

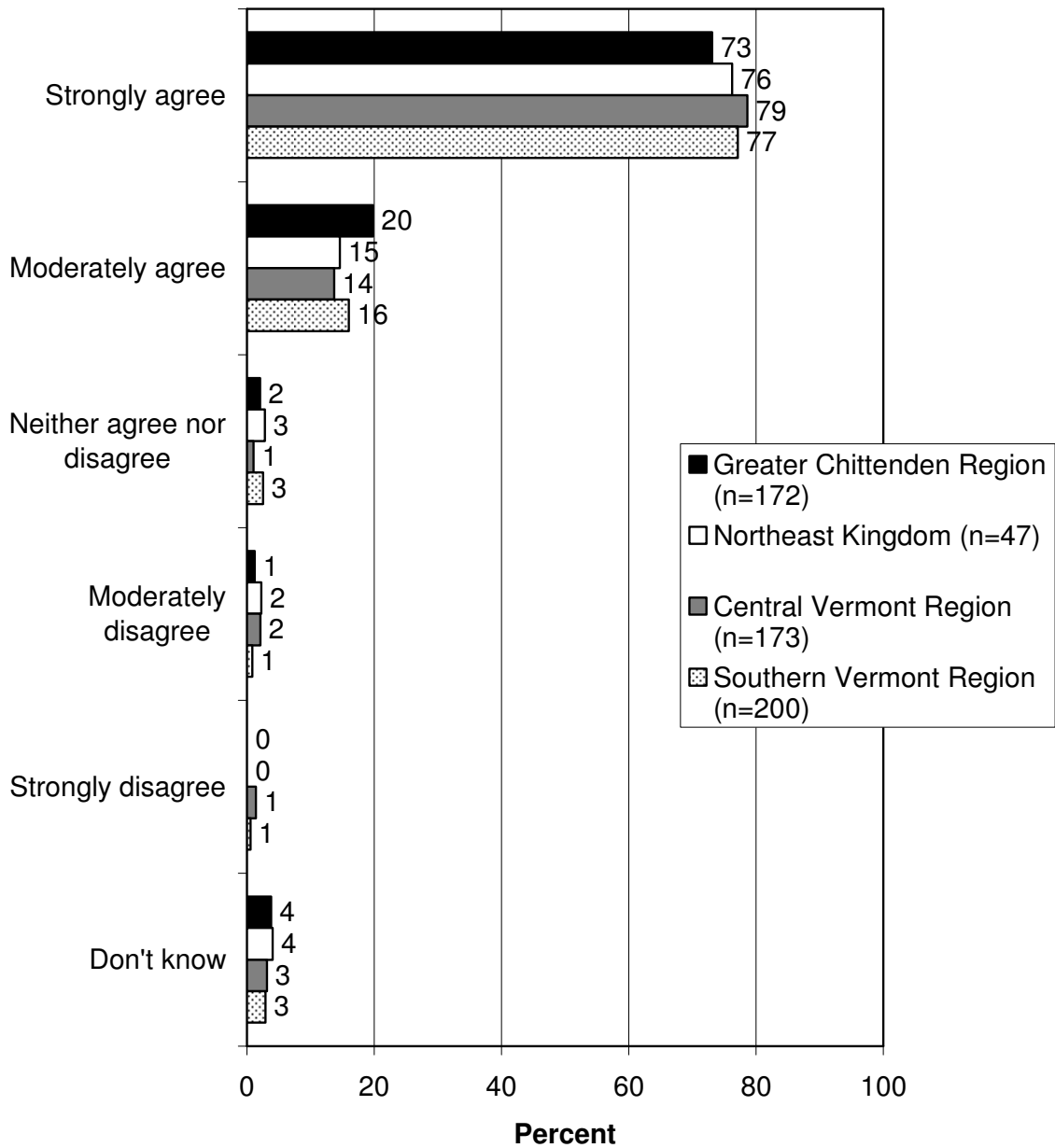


Percent of residents who [agree / disagree] with each of the following statements regarding black bears in Vermont. (VT residents)

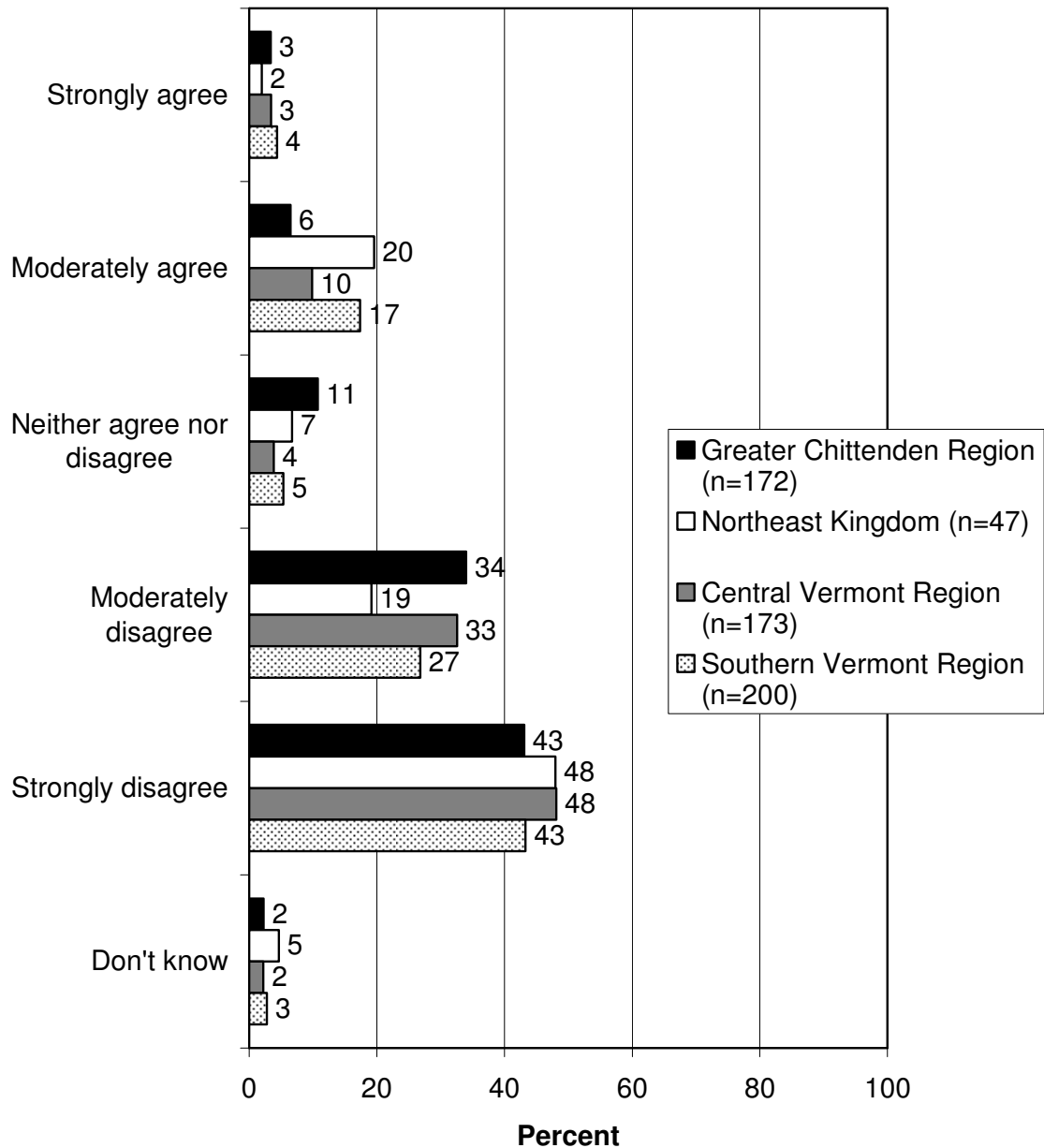
Strongly agree
 Moderately agree
 Neither agree nor disagree
 Moderately disagree
 Strongly disagree
 Don't know



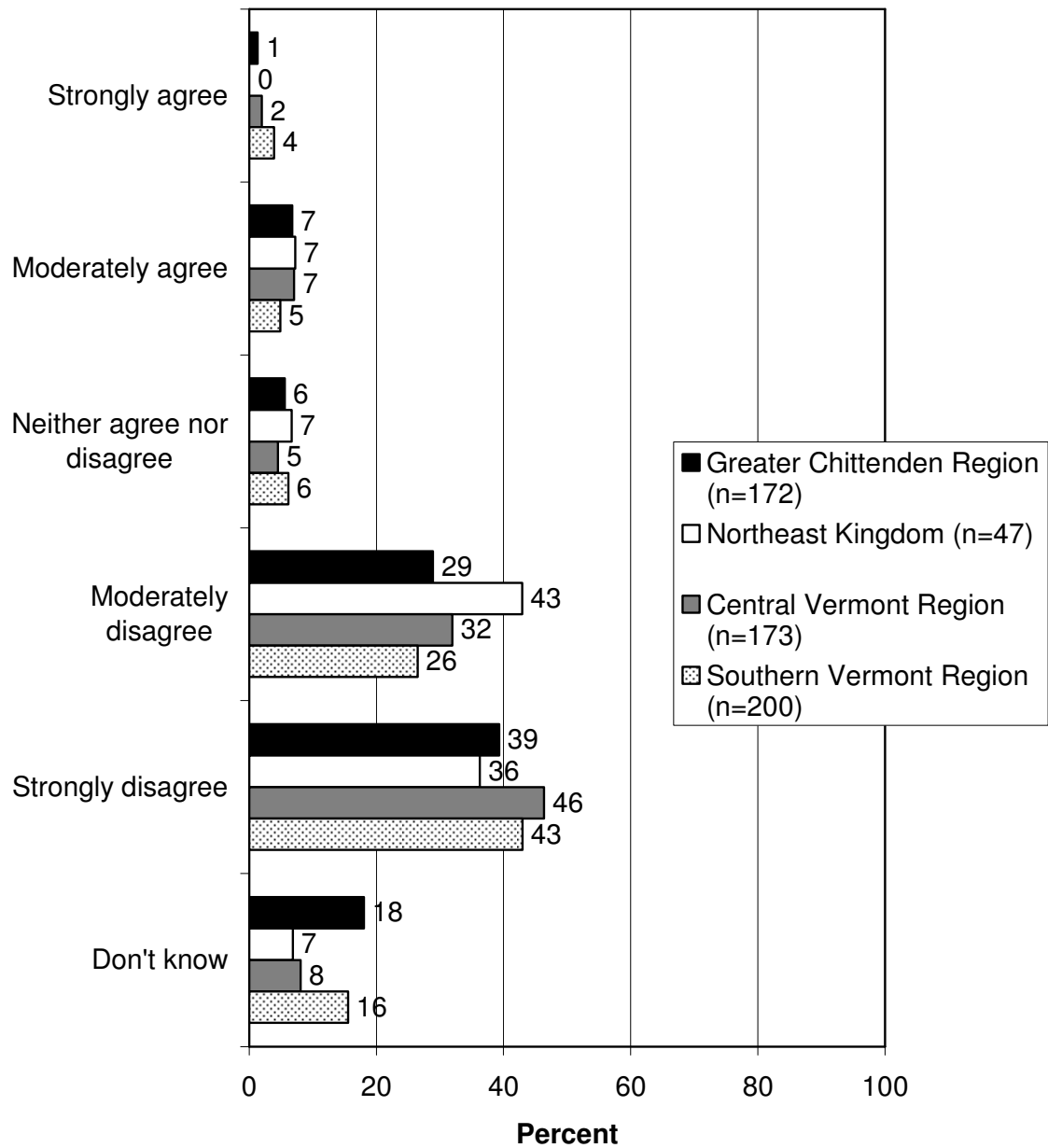
**Q26. Black bears are an important and essential part of Vermont's ecosystem. (Do you agree or disagree with this statement?)
(VT residents)**



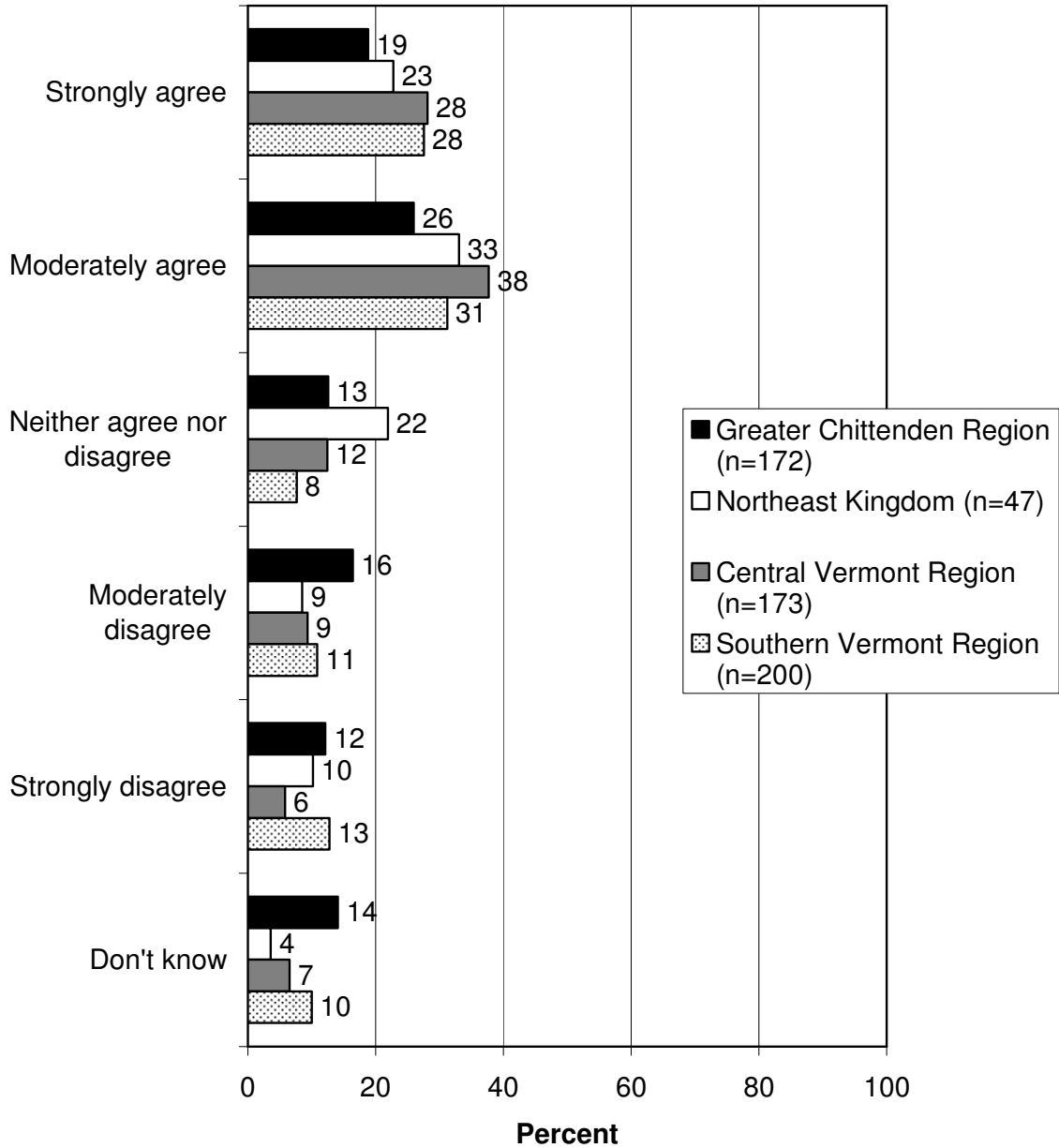
**Q27. Black bears in Vermont are dangerous to people. (Do you agree or disagree with this statement?)
(VT residents)**



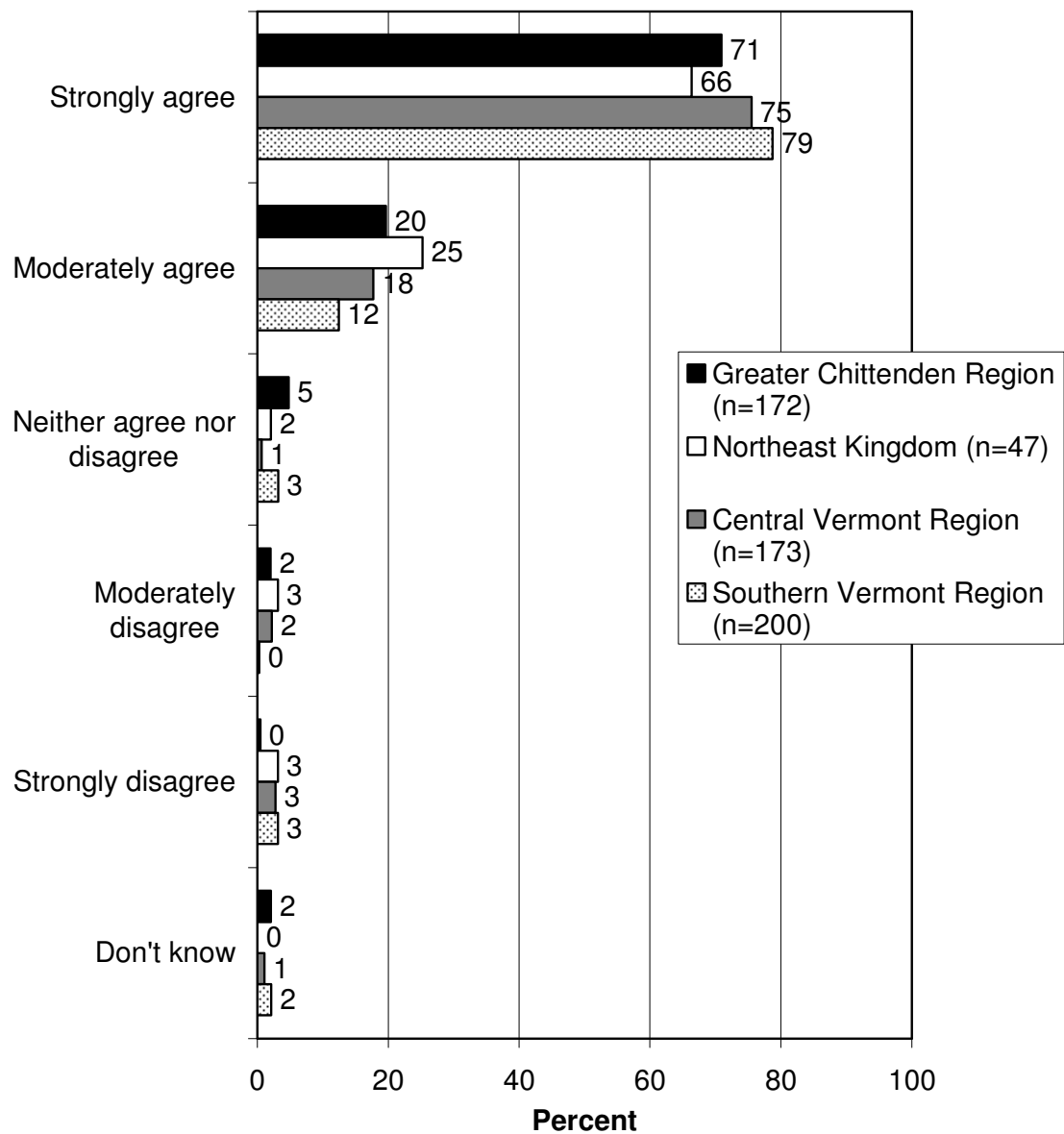
**Q28. Black bears kill many livestock and pets in Vermont. (Do you agree or disagree with this statement?)
(VT residents)**



Q29. Black bears are an important game species for hunting in Vermont. (Do you agree or disagree with this statement?) (VT residents)



**Q30. Most problems with black bears in Vermont can be prevented by taking a few simple precautions, such as using bear-proof trash containers. (Do you agree or disagree with this statement?)
(VT residents)**



HUNTER SURVEY

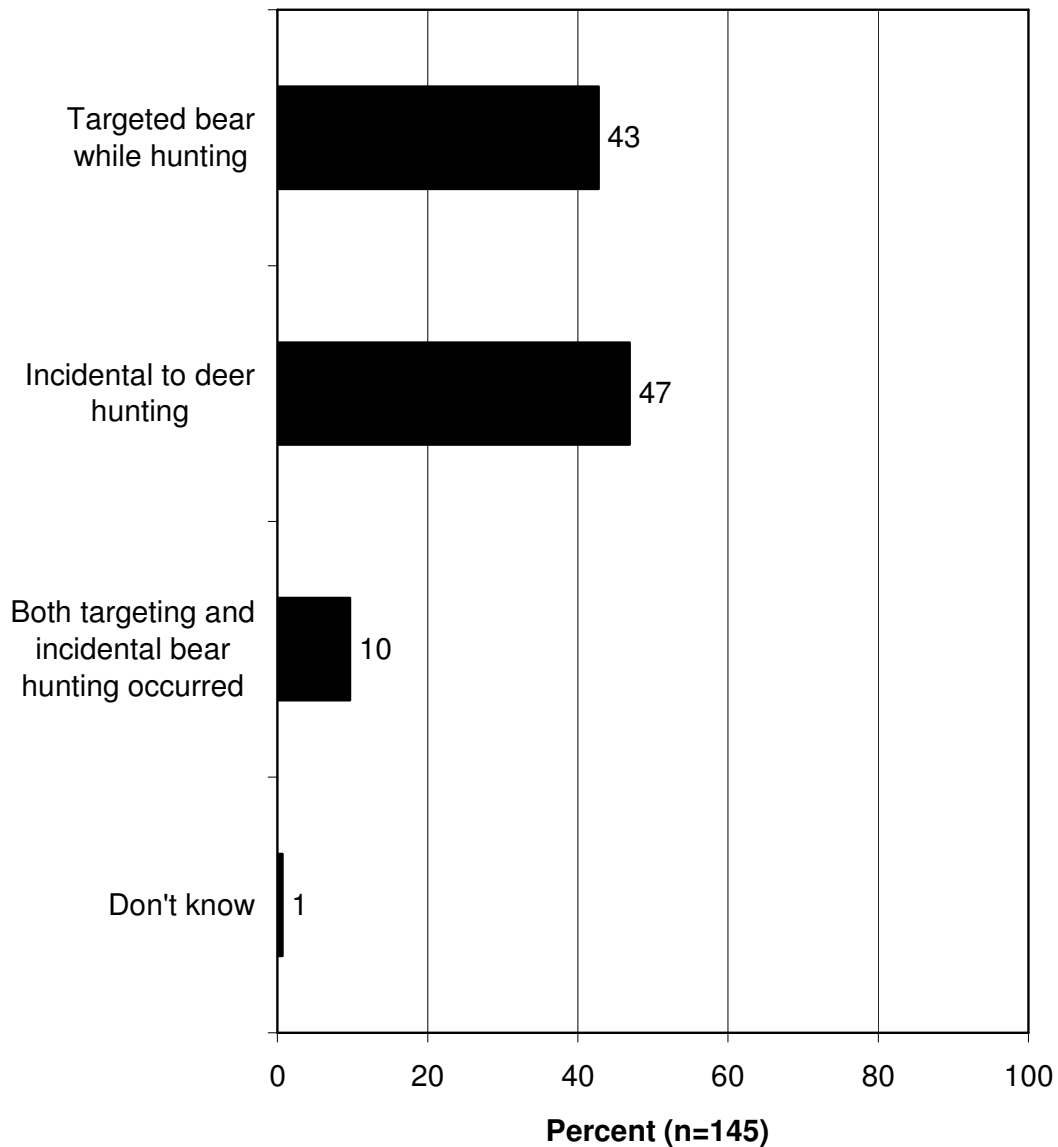
- Black bear hunters were asked if they specifically targeted bear or if it was incidental to their deer hunting—the results were split, as 43% said they targeted bear and 47% said it was incidental (10% stated that they did both).
 - Those who stated that their bear hunting was incidental to their deer hunting were asked for the main reason for this, in an open-ended question. The top responses are that there was not enough time (32% stated this) and that they are less interested in bear than deer hunting (18%).

- Those who did *not* hunt black bear in Vermont in the past 5 years were asked why they do not do so: the most common response is that they are not interested in bear hunting (40% of this group stated this), while 23% do not think they would like bear meat and 18% said that there is not enough time.

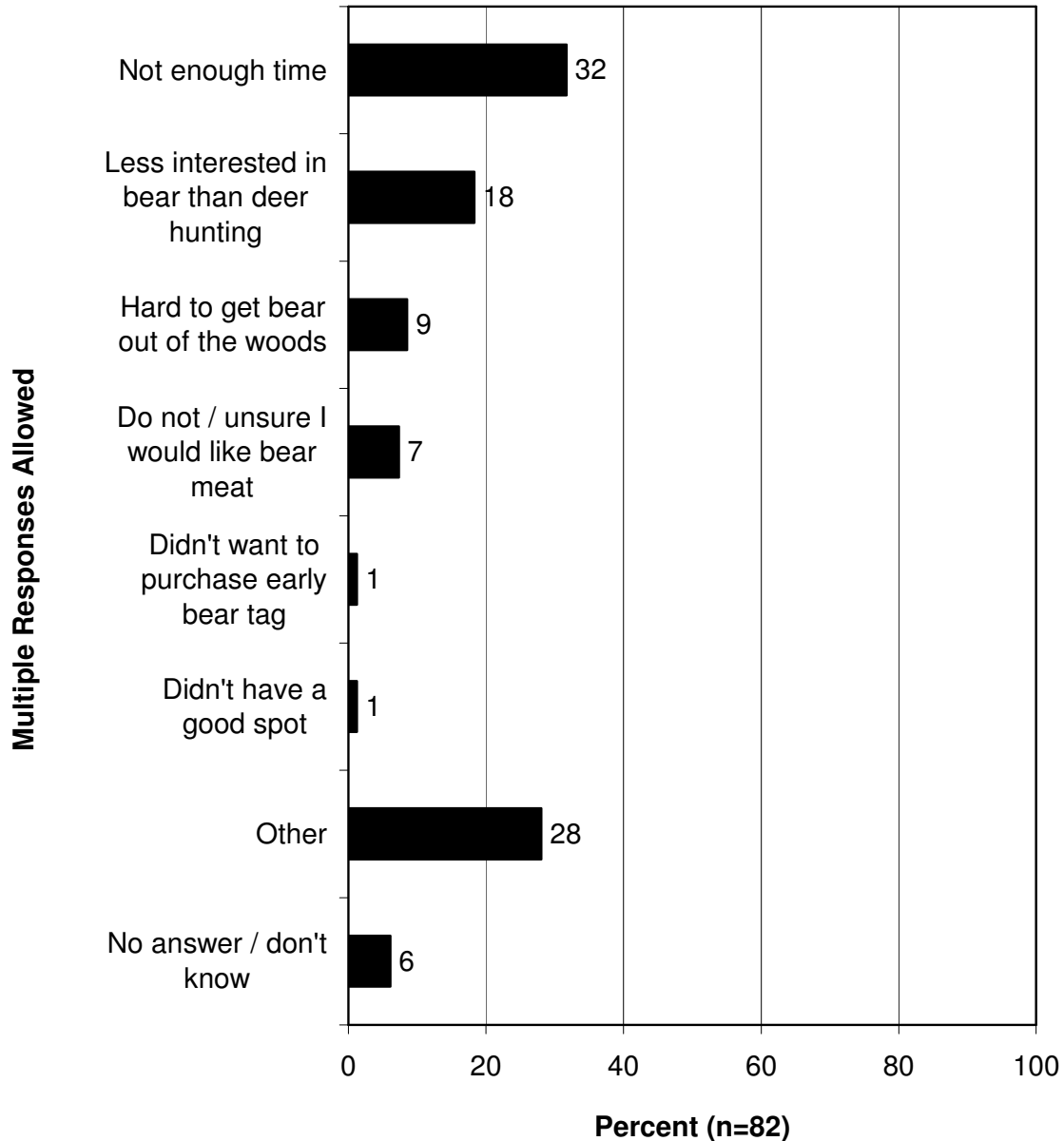
- Two-thirds of bear hunters (68%) purchased an early season bear tag over the past 5 years. (Currently, a special \$5 early season bear tag is required to hunt bears from September 1 to the start of the rifle deer season.)
 - Of those who purchased a tag, 53% did so to specifically target bear while hunting, 27% did in case they saw a bear while deer hunting, and 15% did in case they saw a bear on their property.
 - Bear hunters were reminded that hunters can harvest a bear during the rifle deer season because a bear tag is provided with their regular license. Among bear hunters, there is markedly more opposition to (58%) than support for (37%) requiring the \$5 bear tag to hunt bear during the rifle deer season instead of including it with the license.

- Bear hunters were presented with a series of four potential changes to the bear hunting season and were asked if they support or oppose each *if* the Department determines it would help manage the size of the black bear population. Each potential change to the season and the percentages in support and opposition are shown below, in descending order of *strong* support:
- Extending the length of the bear hunting season. (57% support, 28% *strongly* support; 33% oppose, 21% *strongly* oppose) (This is the only potential change with more support than opposition.)
 - Allowing the use of scent lures to attract bears. (42% support*, 26% *strongly* support; 48% oppose, 34% *strongly* oppose)
 - Increasing the annual bag limit on black bears from one bear a year to two bears a year. (38% support, 21% *strongly* support; 55% oppose, 42% *strongly* oppose)
 - Starting the bear hunting season earlier. (39% support, 15% *strongly* support; 52% oppose*, 28% *strongly* oppose)
 - *Note that these sums appear to off by 1% due to rounding of the individual results, but the summation of total support or opposition is made on unrounded numbers.

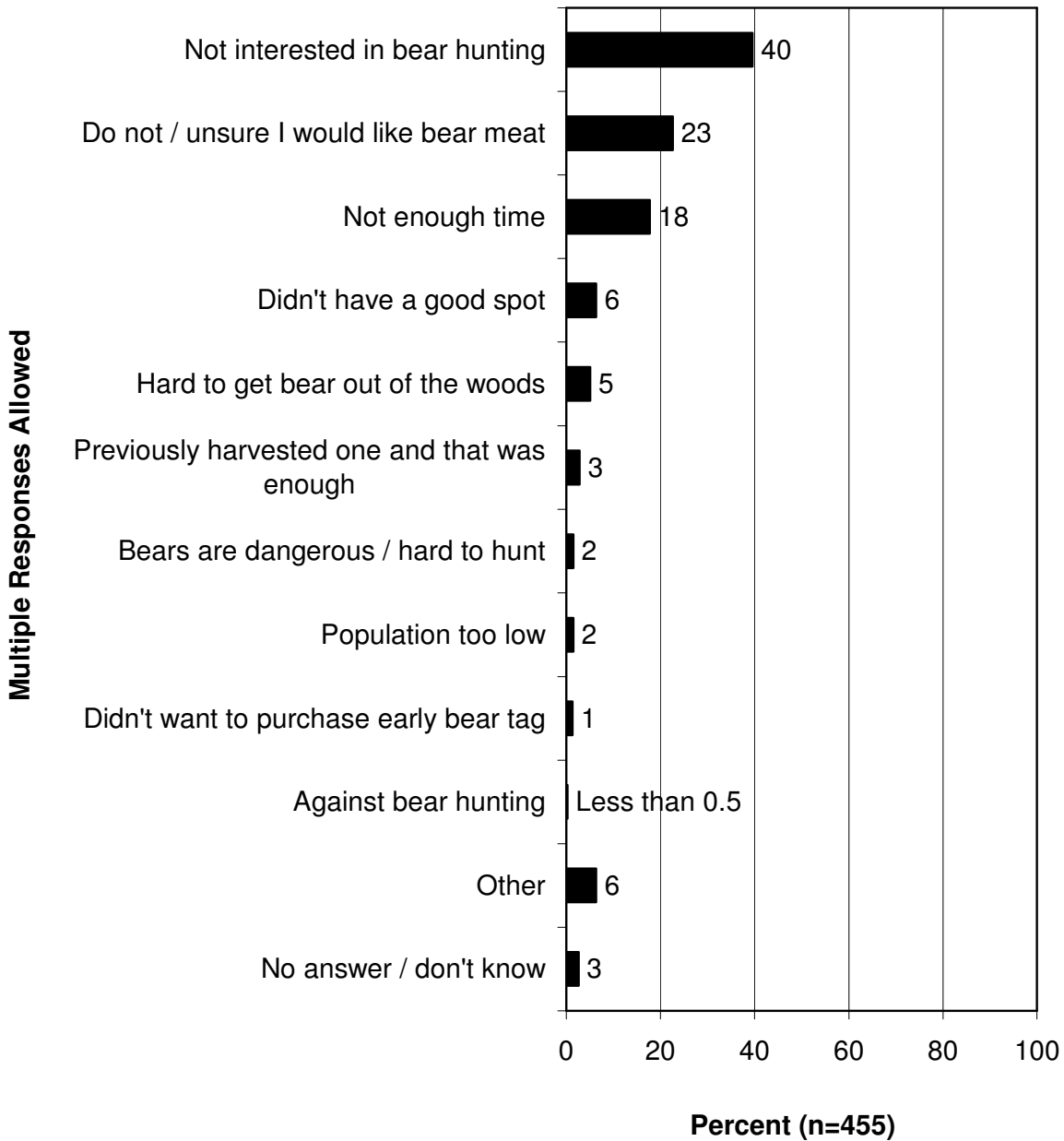
Q29. Did you specifically target bear while hunting, or was it incidental to your deer hunting—that is, did you take the opportunity to harvest or attempt to harvest a bear that occurred by chance while hunting for deer? (Asked of those who hunted black bear in Vermont in the past 5 years.)
(Hunter survey)




**Q32. What is the main reason your bear hunting is incidental to your deer hunting? (Asked of those who said their bear hunting is incidental or both targeted and incidental to their deer hunting.)
(Hunter Survey)**



**Q36. Why do you not hunt black bear in Vermont?
 (Asked of those who have not hunted black bear in
 Vermont in the past 5 years.)
 (Hunter Survey)**



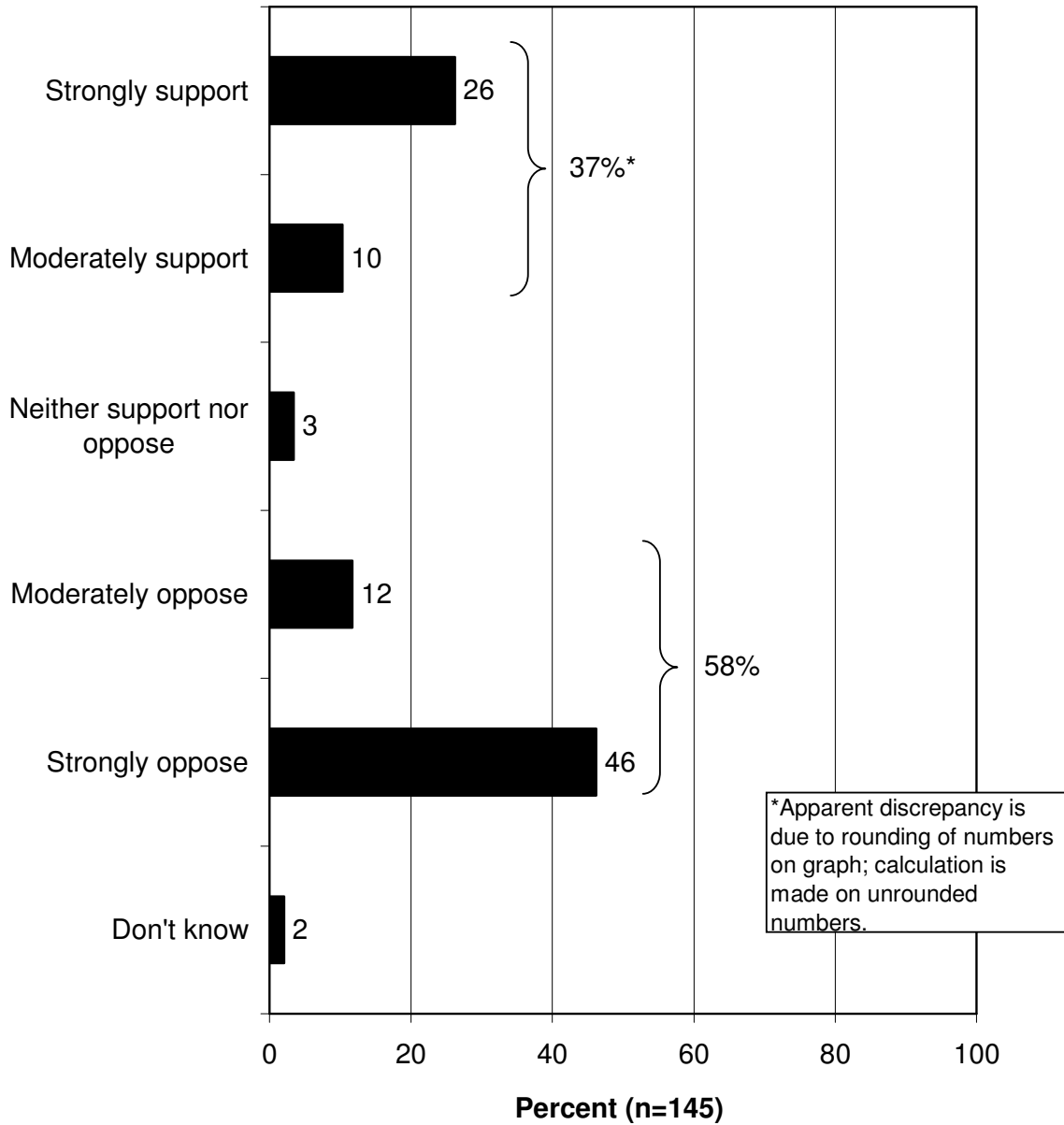
**Q39. Have you purchased an early season bear tag in the past 5 years? (Asked of those who hunted black bear in Vermont in the past 5 years.)
(Hunter survey)**



**Q40. Which of the following best describes why you purchased an early season bear tag? (Asked of those who hunted black bear and purchased an early season bear tag in the past 5 years.)
(Hunter survey)**

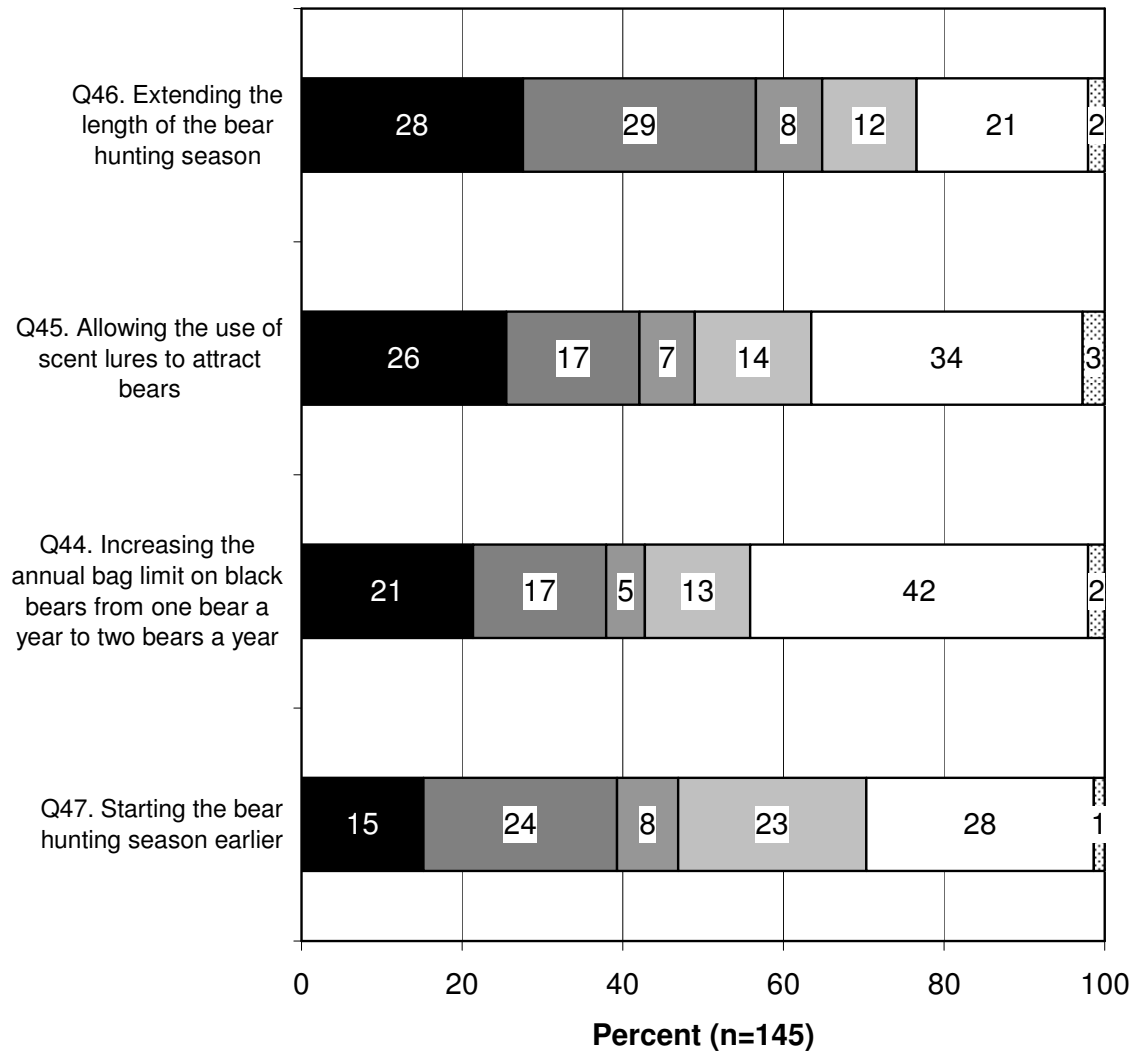


Q41. Would you support or oppose requiring the \$5 bear tag to hunt bear during the rifle deer season instead of including it with the license? (Asked of those who hunted black bear in Vermont in the past 5 years.) (Hunter survey)



**Q44-47. Percent of bear hunters who would [support / oppose] each of the following changes to the bear season if the Department determines it would help manage size of the black bear population. (Asked of those who hunted black bear in Vermont in the past 5 years.)
(Hunter survey)**

Strongly support
 Moderately support
 Neither support nor oppose
 Moderately oppose
 Strongly oppose
 Don't know



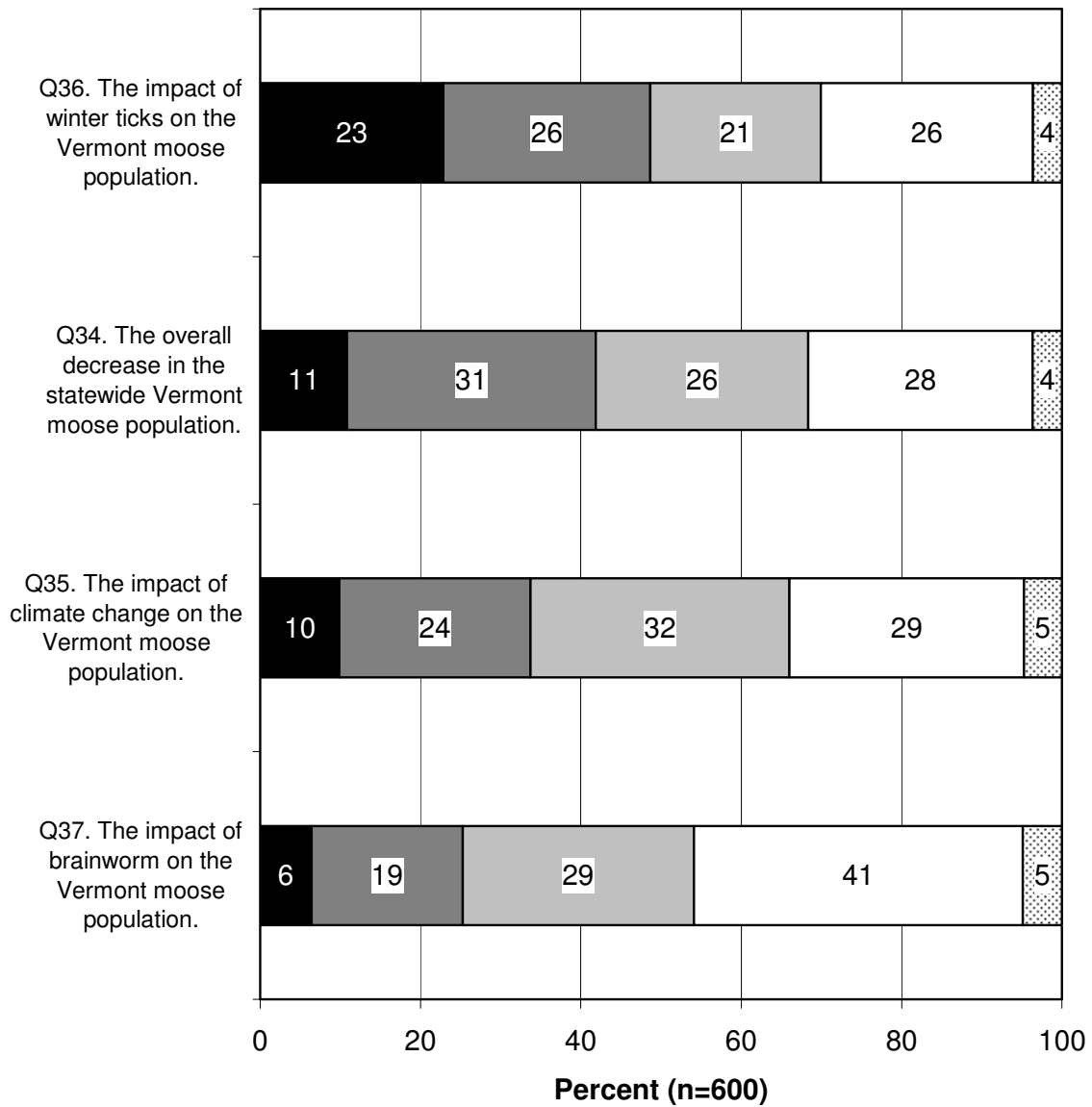

MOOSE HUNTING AND MANAGEMENT

RESIDENT SURVEY

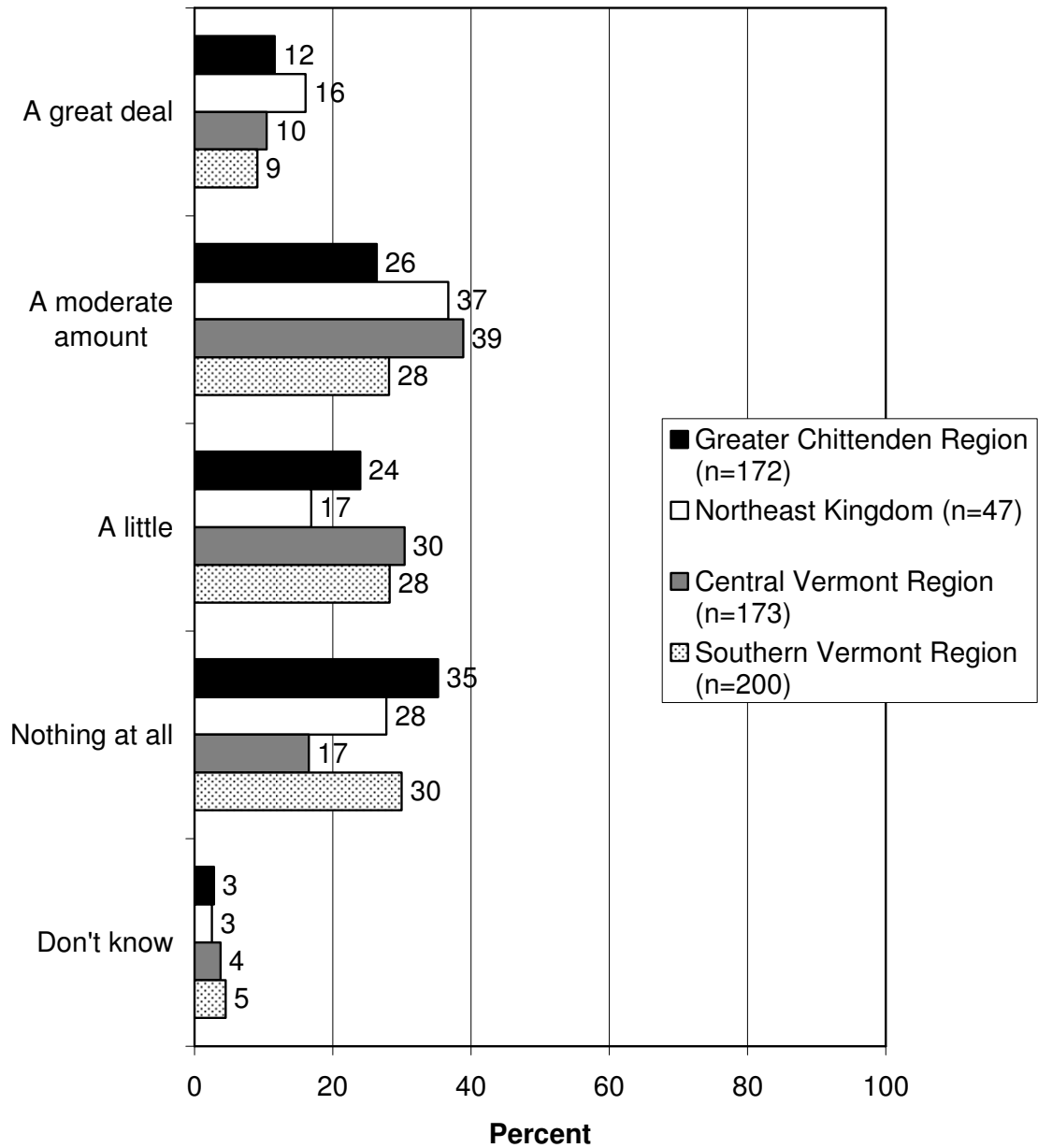
- Residents were presented with four issues currently facing Vermont's moose population and were asked to indicate how much they know about each; in general, awareness is low. Each issue is listed below, in descending order of residents' self-assessed knowledge levels.
 - The impact of winter ticks on the Vermont moose population. (23% know *a great deal*, 26% know *a moderate amount*, 21% know *a little*, and 26% know *nothing at all*)
 - The overall decrease in the statewide Vermont moose population. (11% know *a great deal*, 31% know *a moderate amount*, 26% know *a little*, and 28% know *nothing at all*)
 - The impact of climate change on the Vermont moose population. (10% know *a great deal*, 24% know *a moderate amount*, 32% know *a little*, and 29% know *nothing at all*)
 - The impact of brainworm on the Vermont moose population. (6% know *a great deal*, 19% know *a moderate amount*, 29% know *a little*, and 41% know *nothing at all*)
 - Combined results are shown, followed by regional results for each statement.

- Residents were informed that winter ticks cause the death of up to half of Vermont's moose calves each winter. Given that information, a majority (65%) would support maintaining a smaller moose population through hunting, if it would reduce the number of moose that die each year from winter ticks and would reduce the number of winter ticks overall. Meanwhile, 15% would oppose this action.

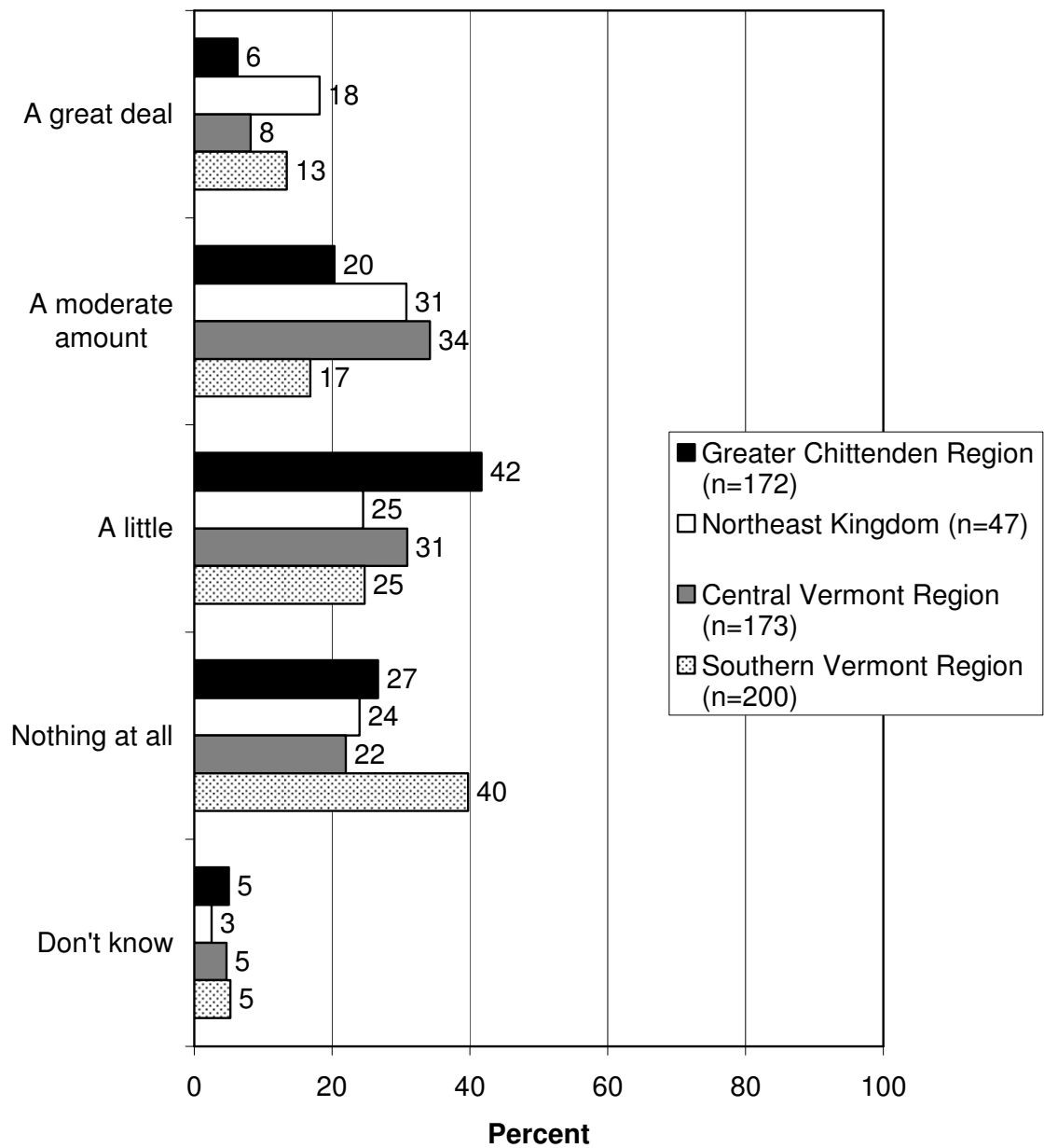
Percent of residents who indicated knowing [knowledge level] about the following issues currently facing Vermont's moose population: (VT residents)



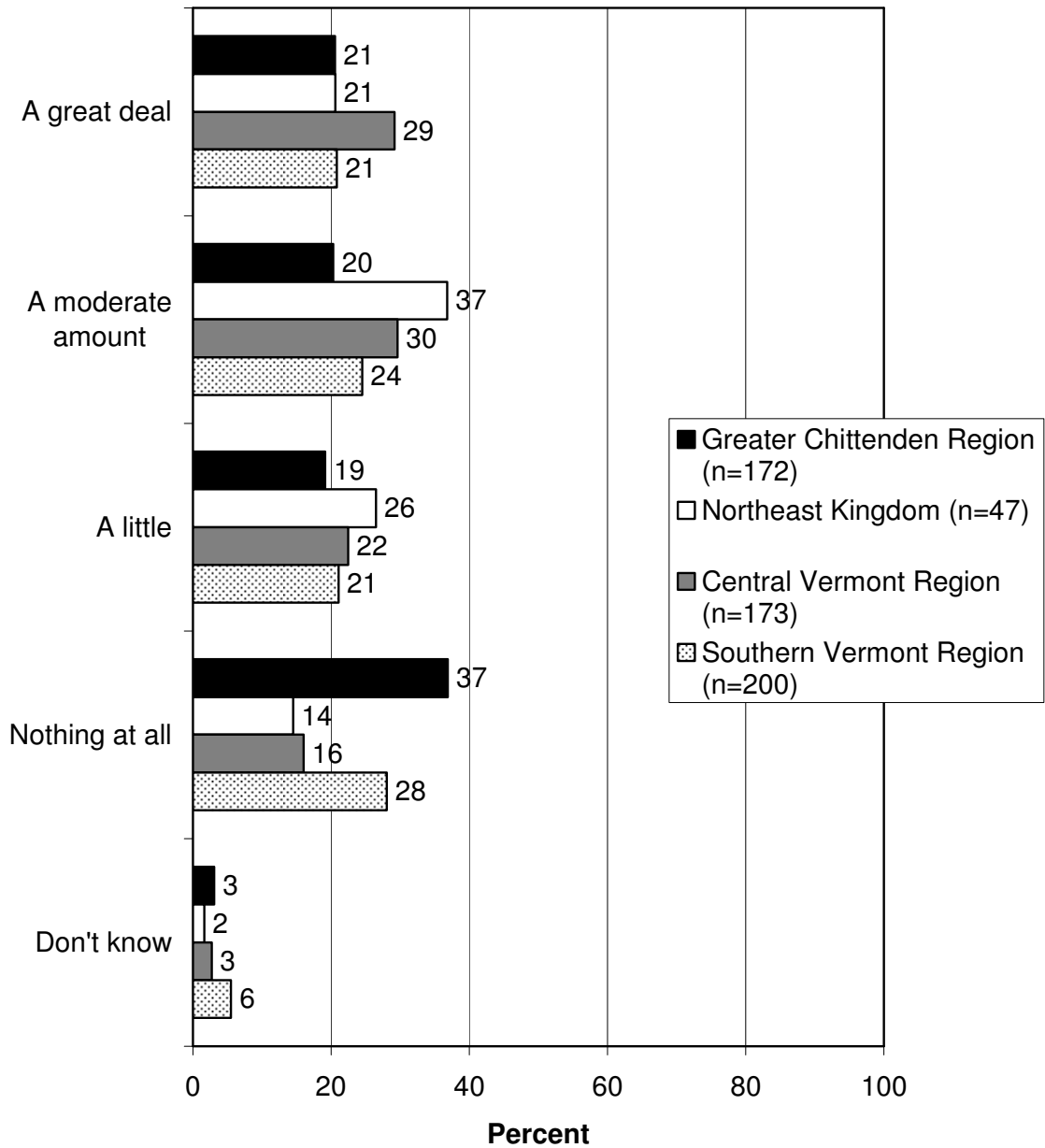
**Q34. The overall decrease in the statewide Vermont moose population. (How much do you know about this issue?)
(VT residents)**



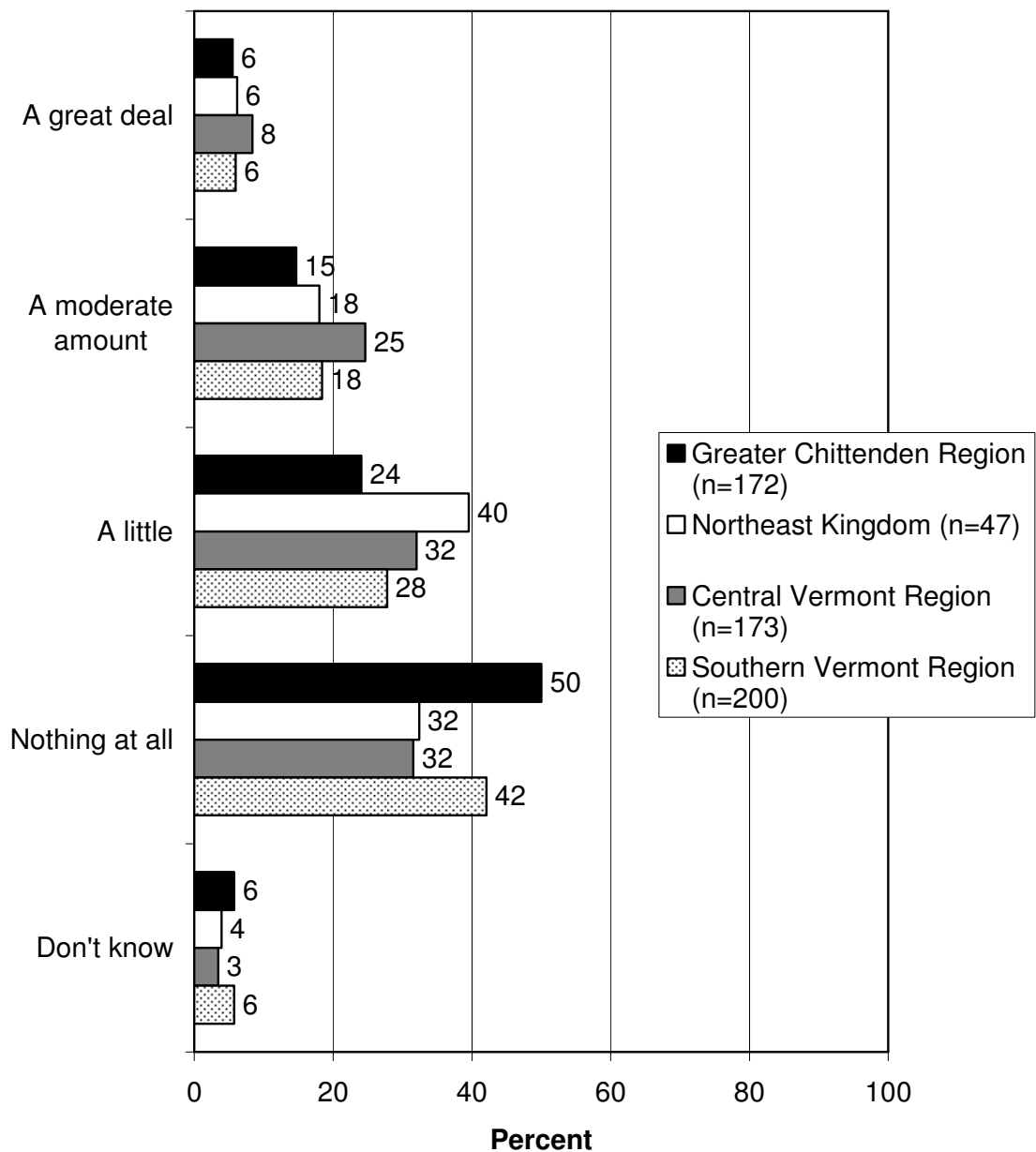
**Q35. The impact of climate change on the Vermont moose population. (How much do you know about this issue?)
(VT residents)**



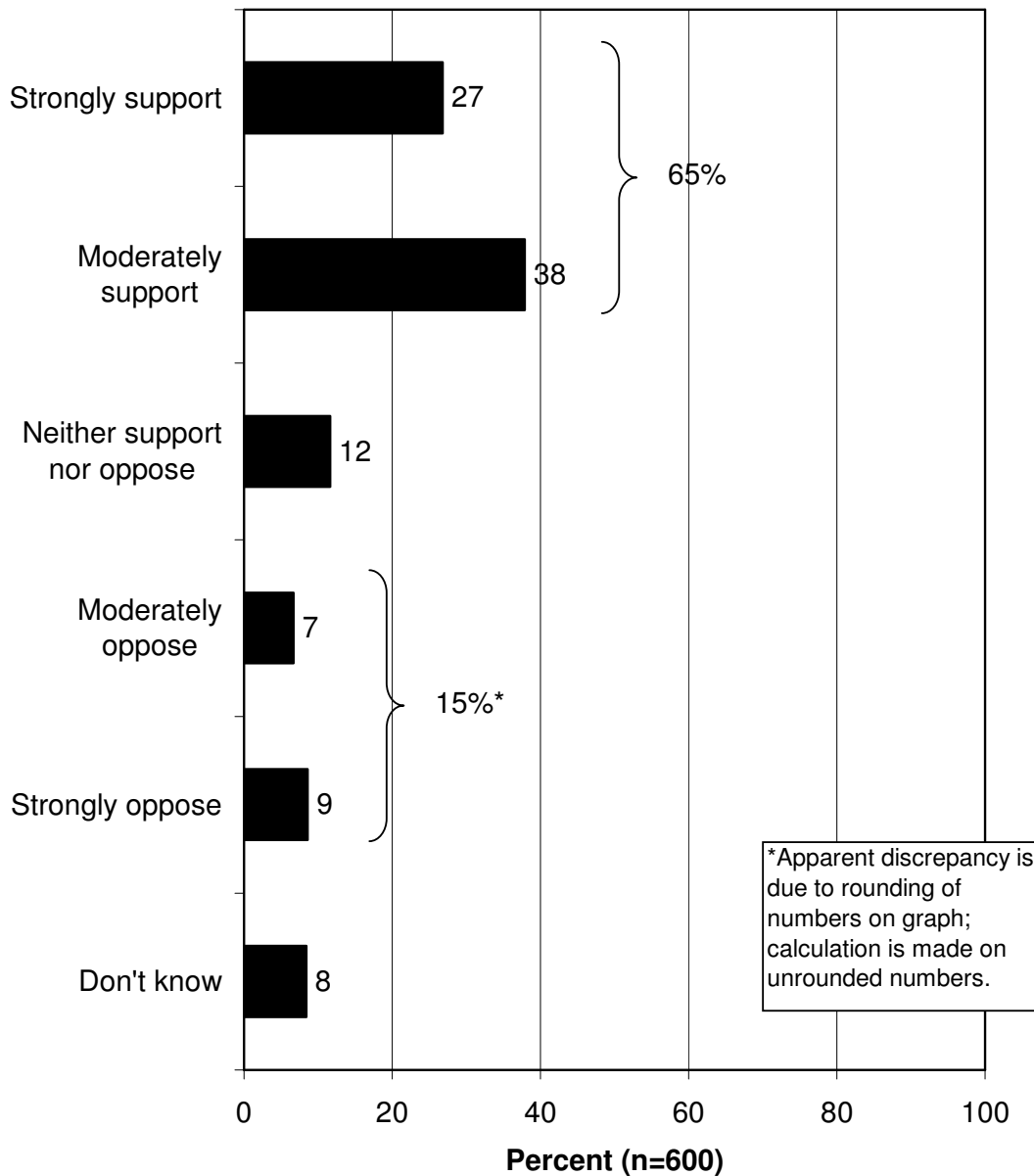
**Q36. The impact of winter ticks on the Vermont moose population. (How much do you know about this issue?)
(VT residents)**



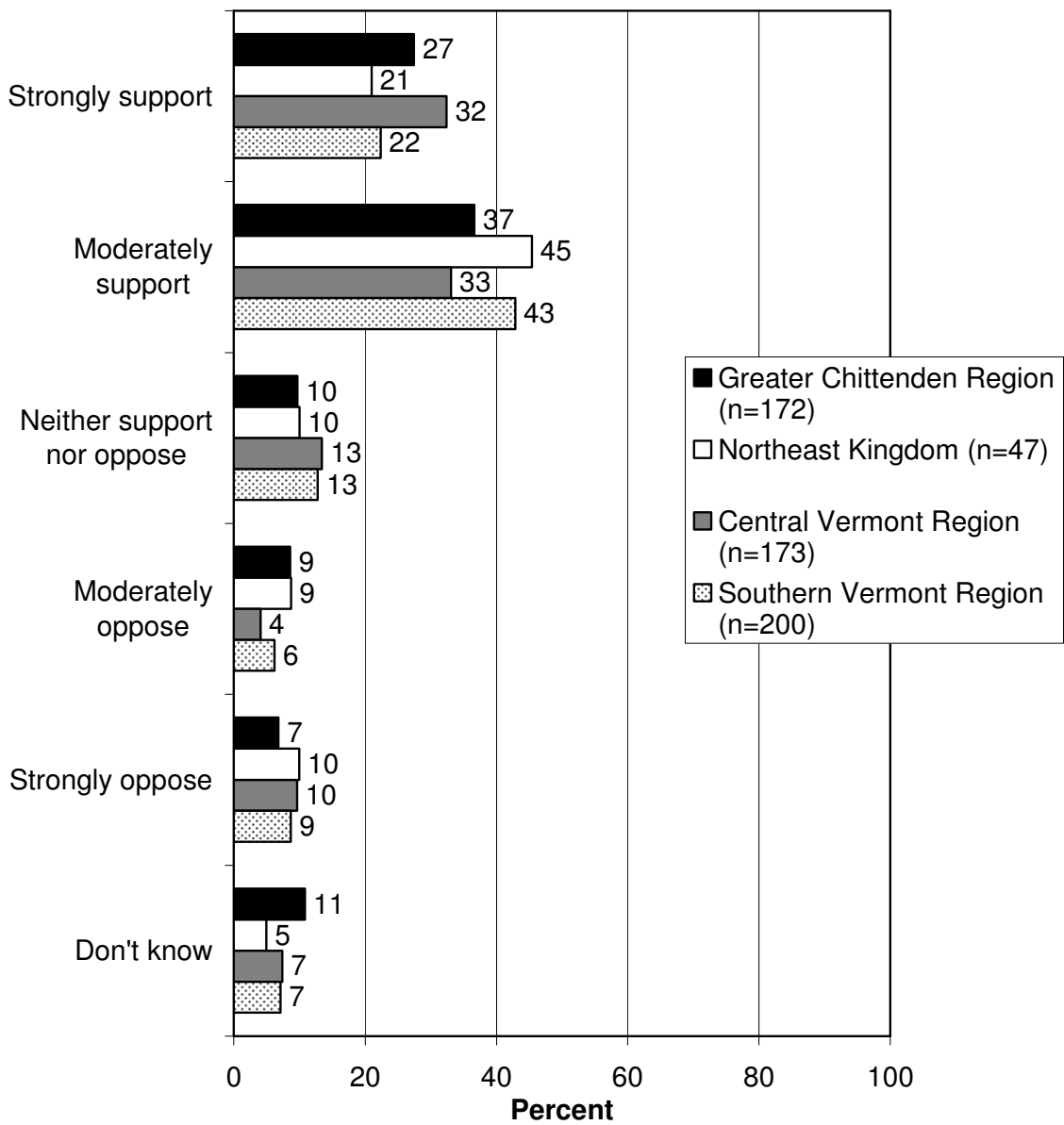
**Q37. The impact of brainworm on the Vermont moose population. (How much do you know about this issue?)
(VT residents)**



**Q38. Winter ticks cause the death of up to half of Vermont's moose calves each year. Would you support or oppose maintaining a smaller moose population through hunting, if it reduces the number of moose that die each year from winter ticks and reduces the number of winter ticks overall?
(VT residents)**



**Q38. Winter ticks cause the death of up to half of Vermont's moose calves each year. Would you support or oppose maintaining a smaller moose population through hunting, if it reduces the number of moose that die each year from winter ticks and reduces the number of winter ticks overall?
(VT residents)**

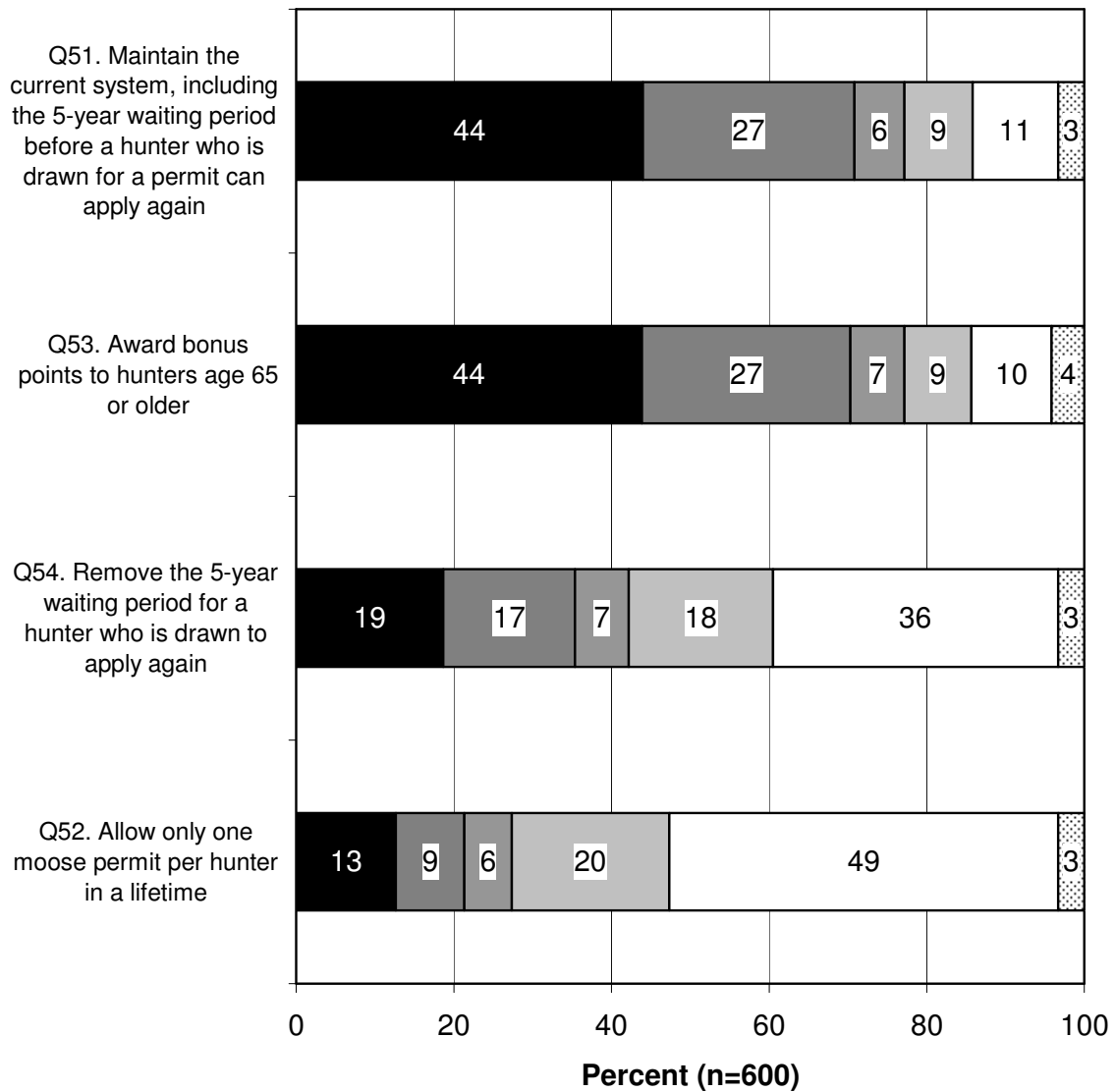


HUNTER SURVEY

- Questions about moose hunting permits were administered to all hunters in the survey, regardless of whether they had hunted moose in the past 5 years. First, hunters were read the following information: “Currently, Vermont issues very few moose hunting permits in order to properly manage the moose population. Chances of a hunter being drawn for a moose permit are very low. Once a hunter is drawn for a permit, there is a 5-year waiting period before that hunter can apply again.”
- Next, hunters were presented with a series of four options for awarding moose permits in the future and were asked if they support or oppose each. Each potential option and the percentages in support and opposition are shown below, in descending order of support:
 - Maintain the current system, including the 5-year waiting period before a hunter who is drawn for a permit can apply again. (71% support, 44% *strongly* support; 20% oppose, 11% *strongly* oppose)
 - Award bonus points to hunters age 65 or older. (70% support*, 44% *strongly* support; 19% oppose, 10% *strongly* oppose)
 - Remove the 5-year waiting period for a hunter who is drawn to apply again. (35% support*, 19% *strongly* support; 55% oppose*, 36% *strongly* oppose)
 - Allow only one moose permit per hunter in a lifetime. (21% support*, 13% *strongly* support; 69% oppose, 49% *strongly* oppose)
 - *Note that these sums appear to off by 1% due to rounding of the individual results, but the calculation of total support or opposition is made on unrounded numbers.

Q51-54. Percent of hunters who would [support / oppose] each of the following options for awarding moose permits in the future. (Asked of all hunters, including those who did not hunt moose in the past 5 years.) (Hunter survey)

■ Strongly support ■ Moderately support ■ Neither support nor oppose ■ Moderately oppose □ Strongly oppose ■ Don't know



DEER HUNTING AND MANAGEMENT

RESIDENT SURVEY


- Most commonly, Vermont residents want to see the deer population in their county remain the same (60%), while 20% want to see it increased and 10% want to see it decreased.
 - Common reasons for wanting the deer population increased include improving the chance of seeing a deer, improving hunter success rates, and because the ecosystem needs more deer.
 - Common reasons for wanting the deer population decreased are to reduce human-wildlife conflicts, particularly reducing vehicle collisions, and because the ecosystem needs fewer deer.
 - Residents of Northeast Kingdom are the least likely to want the deer population decreased, compared to the other regions.
 - Compared to the 2007 survey, residents overall are more likely to want the deer population to remain the same and are less likely to want it increased.

- Residents were presented with a series of five problems that can potentially be caused by high deer populations and were asked about their level of concern over each. Each problem is listed below, in descending order of residents being *very concerned*:
 - Increased number of ticks. (56% are *very concerned*, 25% are *somewhat concerned*, 9% are *a little concerned*, and 9% are *not at all concerned*)
 - Increased number of invasive plants. (29% are *very concerned*, 32% are *somewhat concerned*, 11% are *a little concerned*, and 22% are *not at all concerned*)
 - Over-browsing of rare plants. (17% are *very concerned*, 28% are *somewhat concerned*, 13% are *a little concerned*, and 33% are *not at all concerned*)
 - Negative impacts on the habitat of other wildlife, such as butterflies and songbirds. (17% are *very concerned*, 33% are *somewhat concerned*, 13% are *a little concerned*, and 28% are *not at all concerned*)
 - Over-browsing of young trees. (12% are *very concerned*, 35% are *somewhat concerned*, 14% are *a little concerned*, and 33% are *not at all concerned*)
 - Combined results are shown, followed by regional results for each statement.

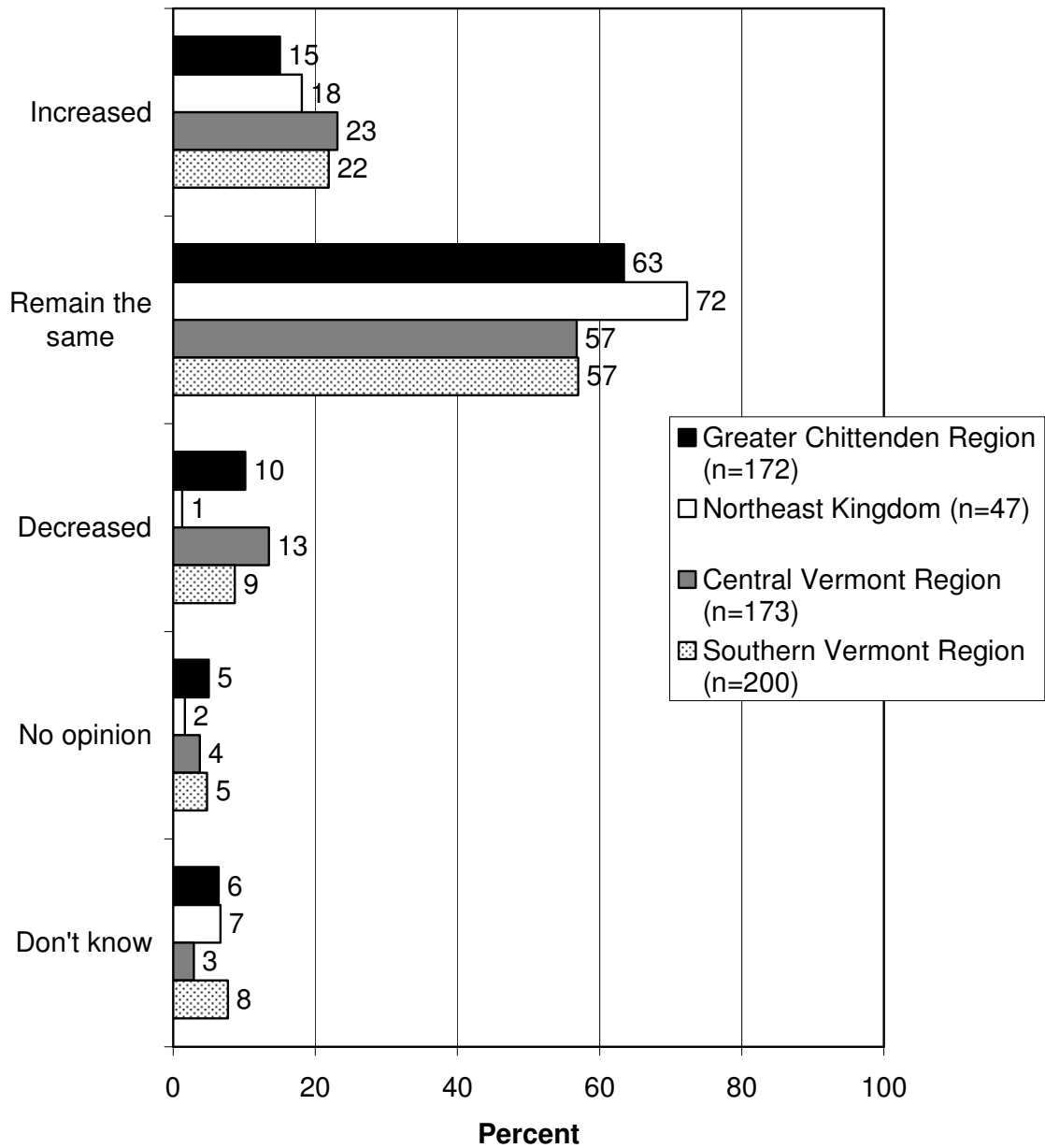
- Residents were informed that farmed deer and elk are raised much like livestock on a fenced piece of land suitable for grazing. Given this information, residents are somewhat more in agreement (35%) than disagreement (22%) that farmed deer and elk increase the risk of disease for the wild deer population. However, note that a substantial percentage of residents gave a neutral response or did not know.

- Next, residents were informed that Vermont's archery deer hunting season begins in early October and rifle deer hunting season begins in mid-November.
 - If the Department determined that longer deer hunting seasons would help control the deer population, residents are more in support for (52%) than opposition to (36%) starting archery deer season about one month early (in mid-September rather than early October).
 - Likewise, residents are more in support for (52%) than opposition to (33%) adding a limited, doe-only firearms season in October prior to the start of rifle season in mid-November.

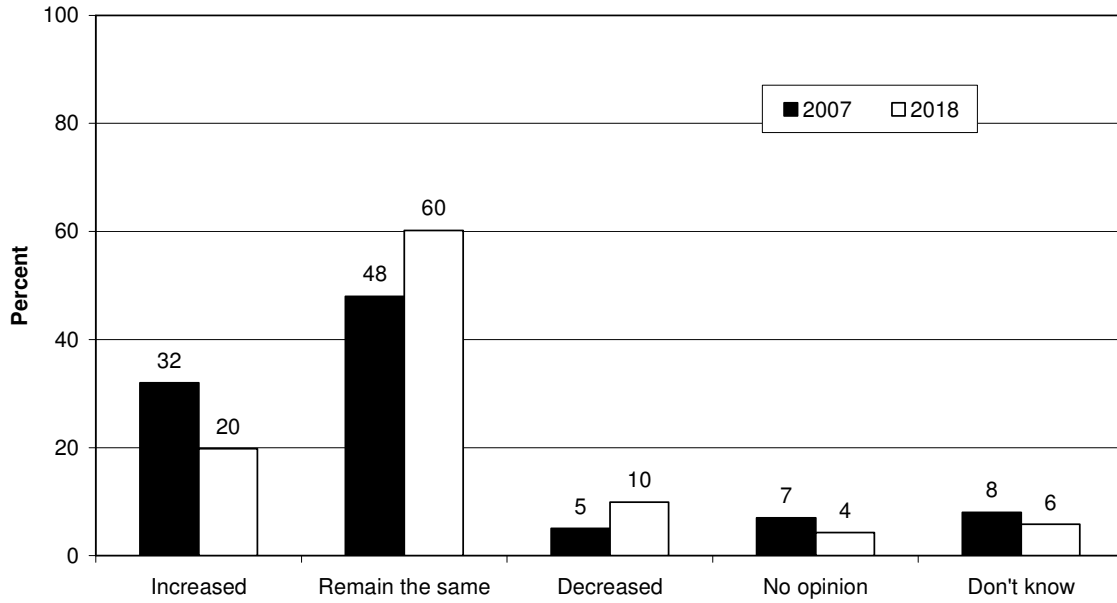
**Q40. In your opinion, should the deer population in your county be increased, remain the same, or be decreased?
(VT residents)**



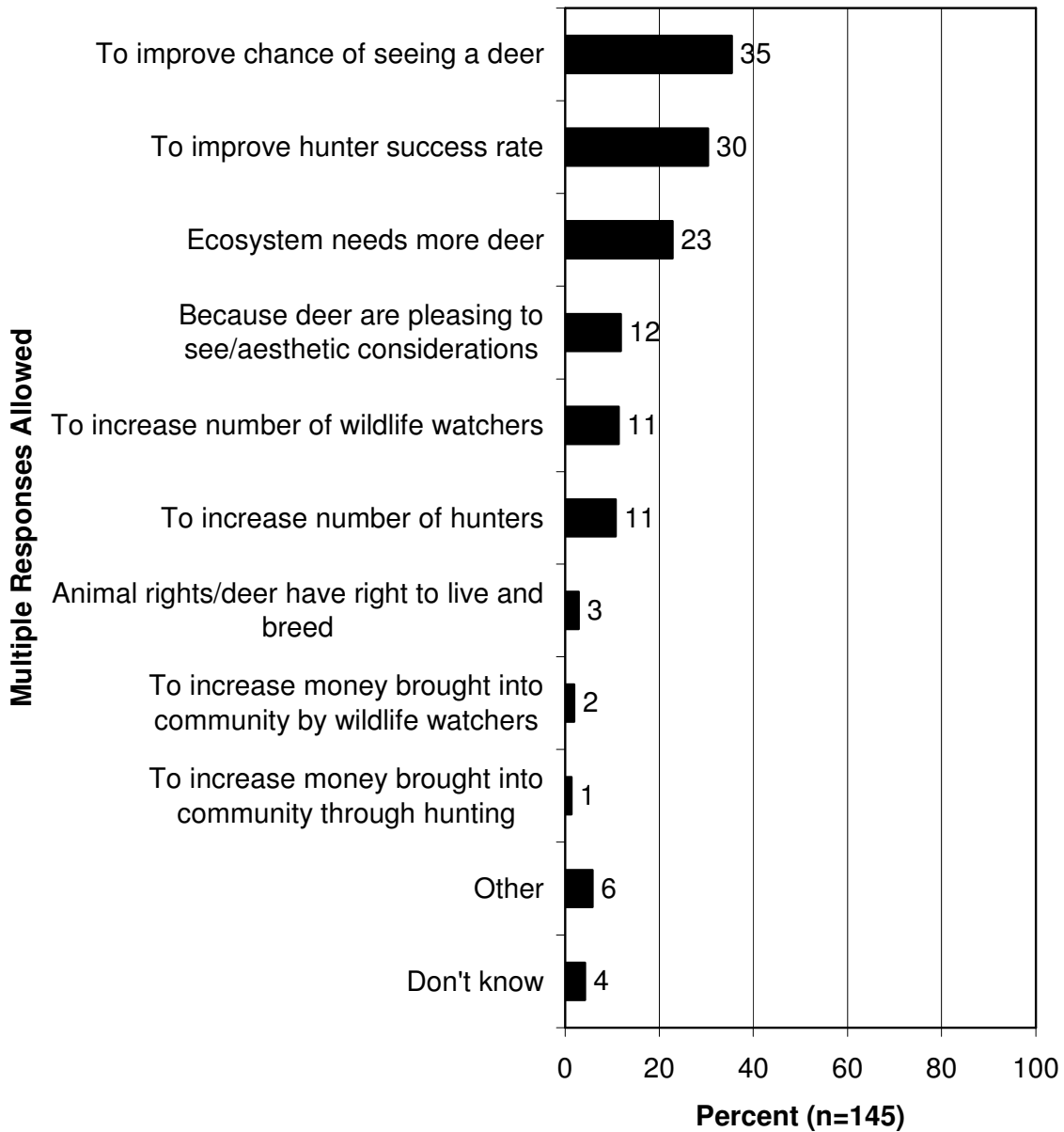
**Q40. In your opinion, should the deer population in your county be increased, remain the same, or be decreased?
(VT residents)**



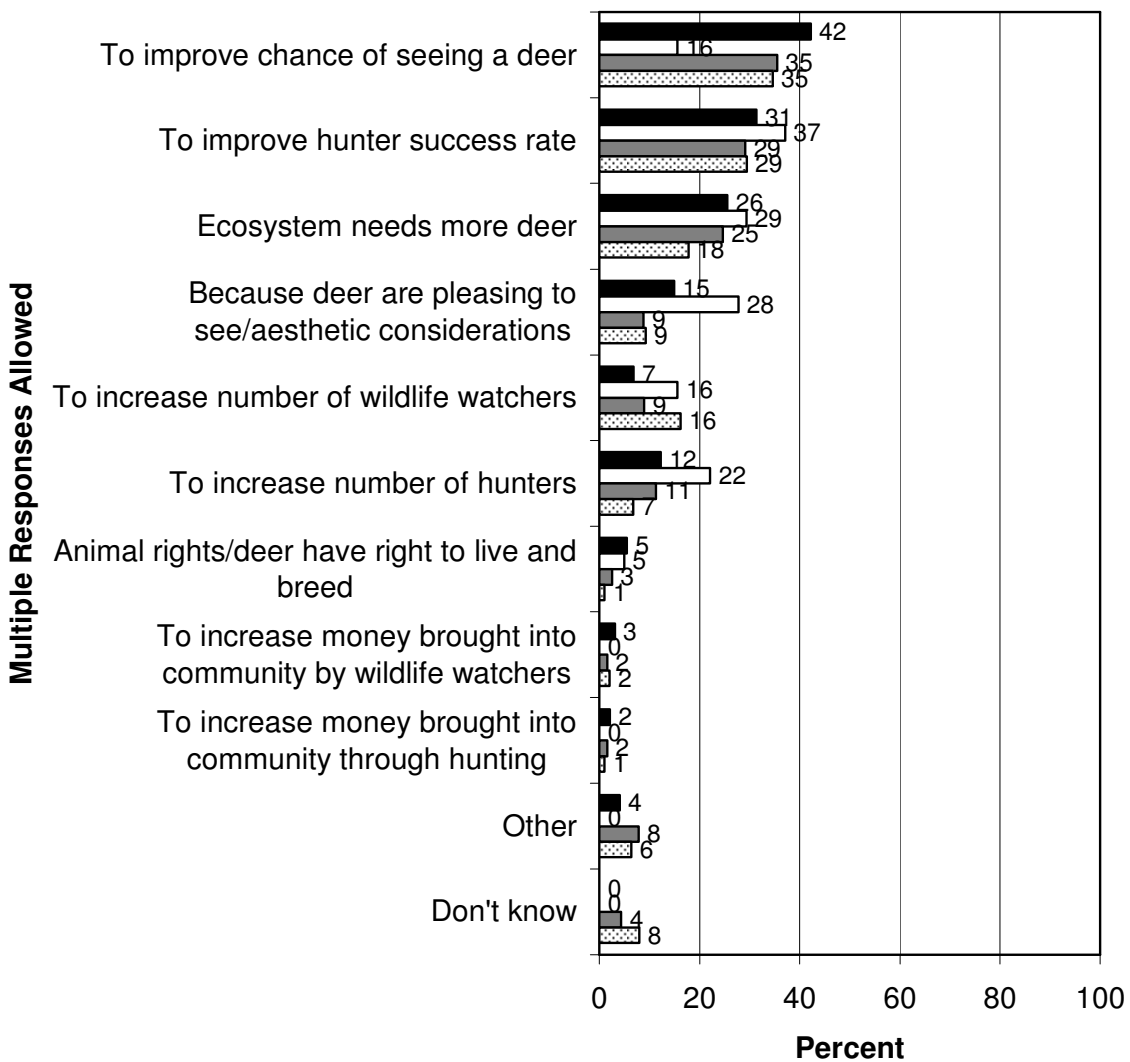
**Q40. In your opinion, should the deer population in your county be increased, remain the same, or be decreased?
(VT residents)**



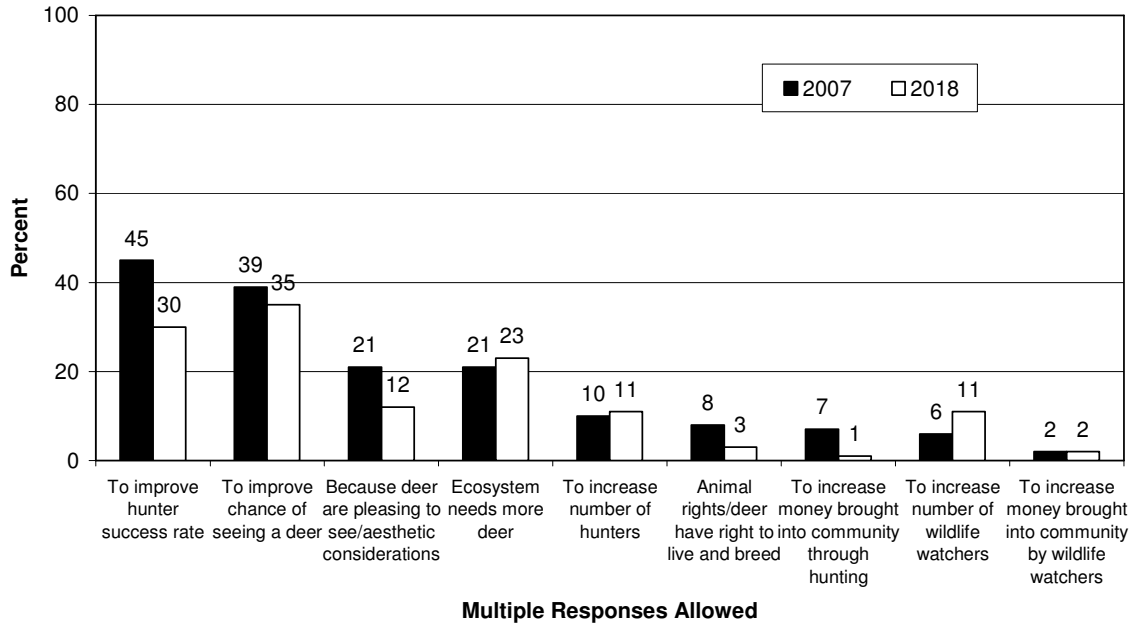
**Q43. What are the most important reasons the deer population should be increased? (Asked of those who think the deer population should be increased.)
(VT residents)**



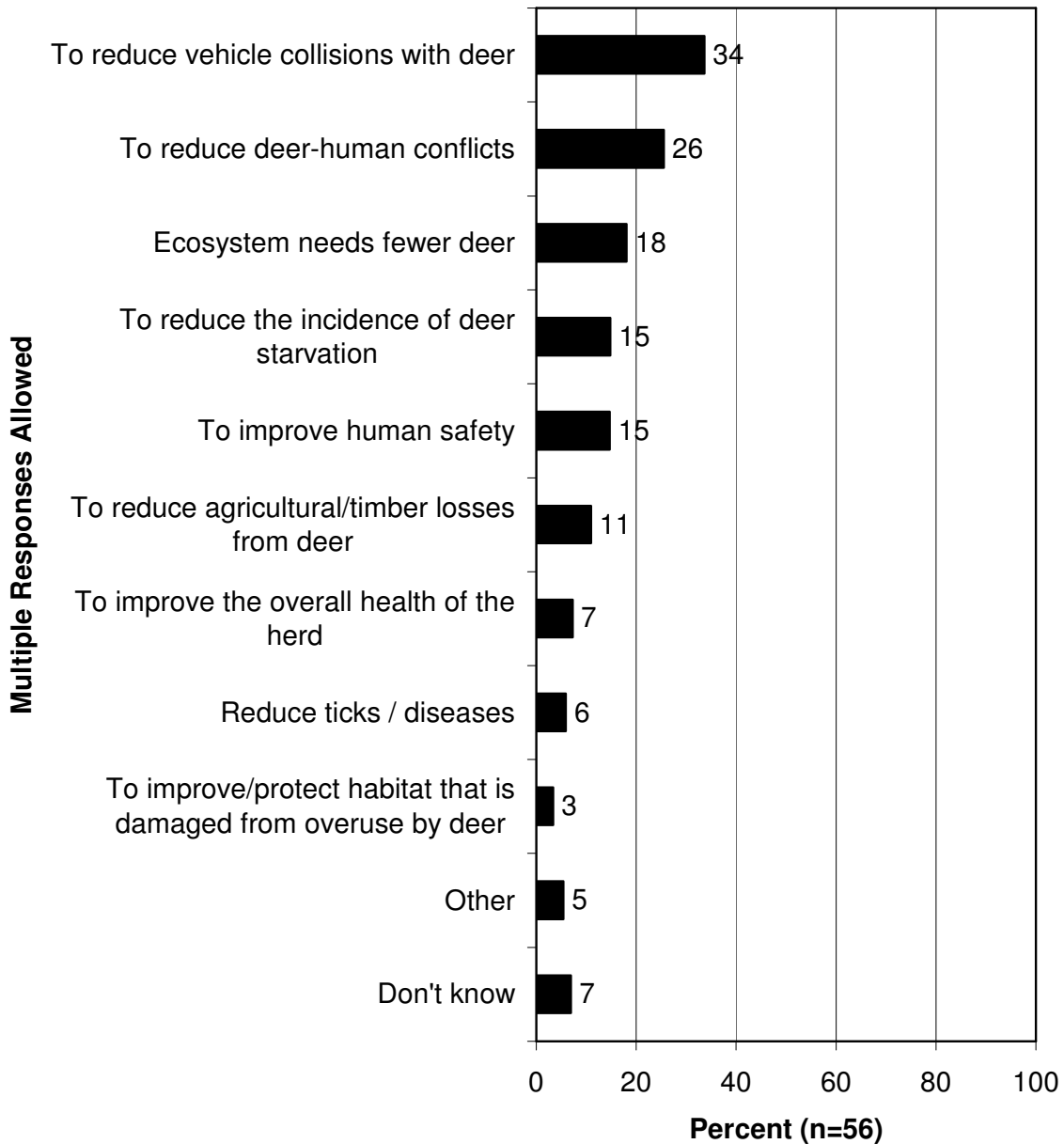
**Q43. What are the most important reasons the deer population should be increased? (Asked of those who think the deer population should be increased.)
(VT residents)**



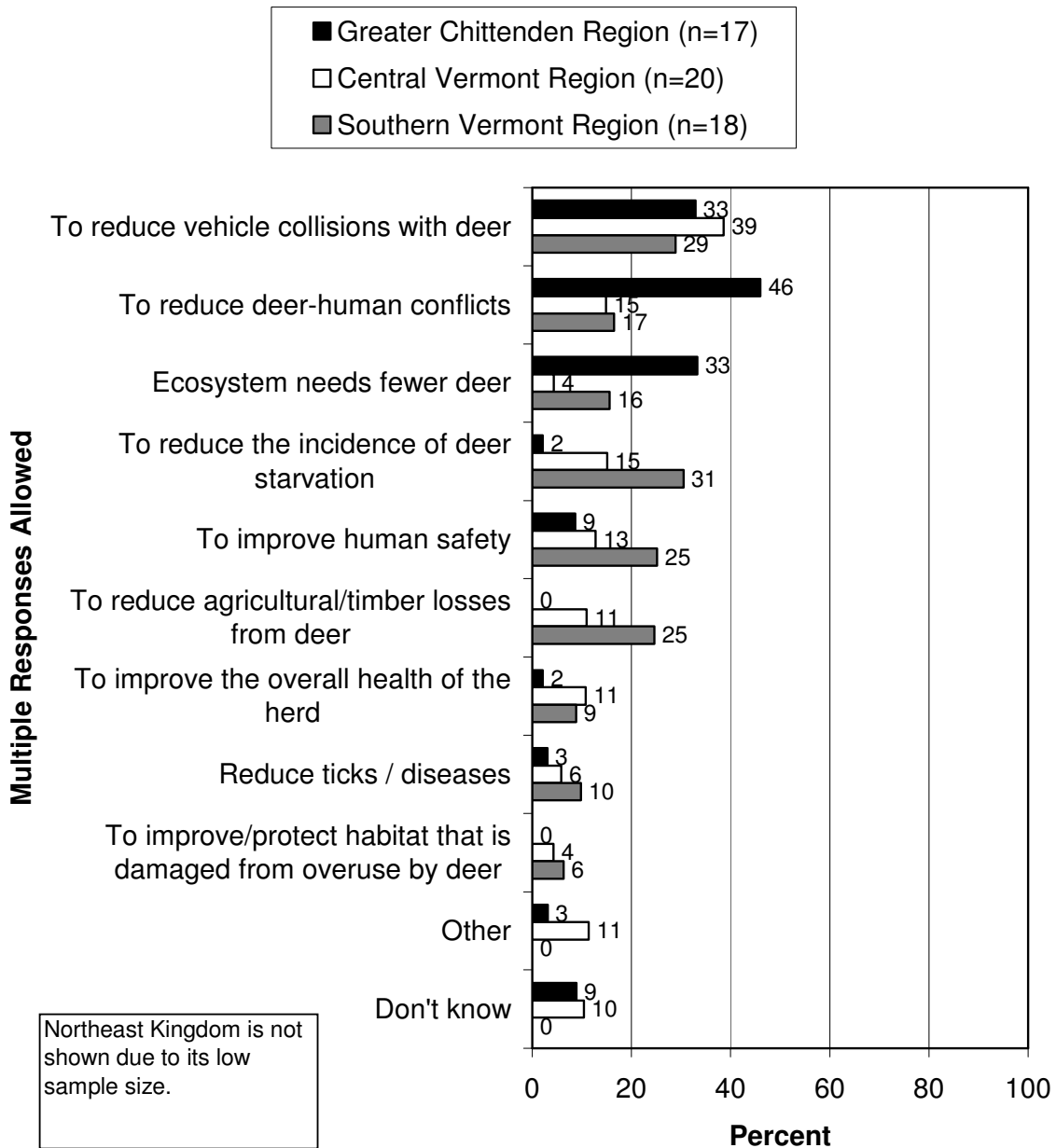
**Q43. What are the most important reasons the deer population should be increased? (Asked of those who think the deer population should be increased.)
(VT residents)**



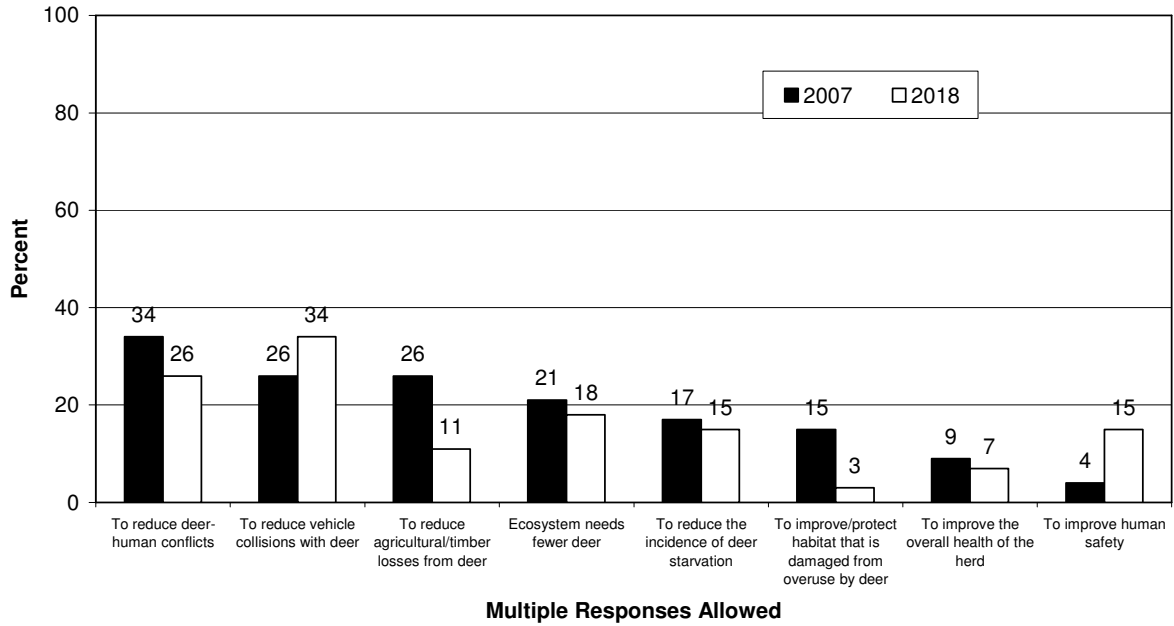
**Q47. What are the most important reasons the deer population should be decreased? (Asked of those who think the deer population should be decreased.)
(VT residents)**



**Q47. What are the most important reasons the deer population should be decreased? (Asked of those who think the deer population should be decreased.)
(VT residents)**

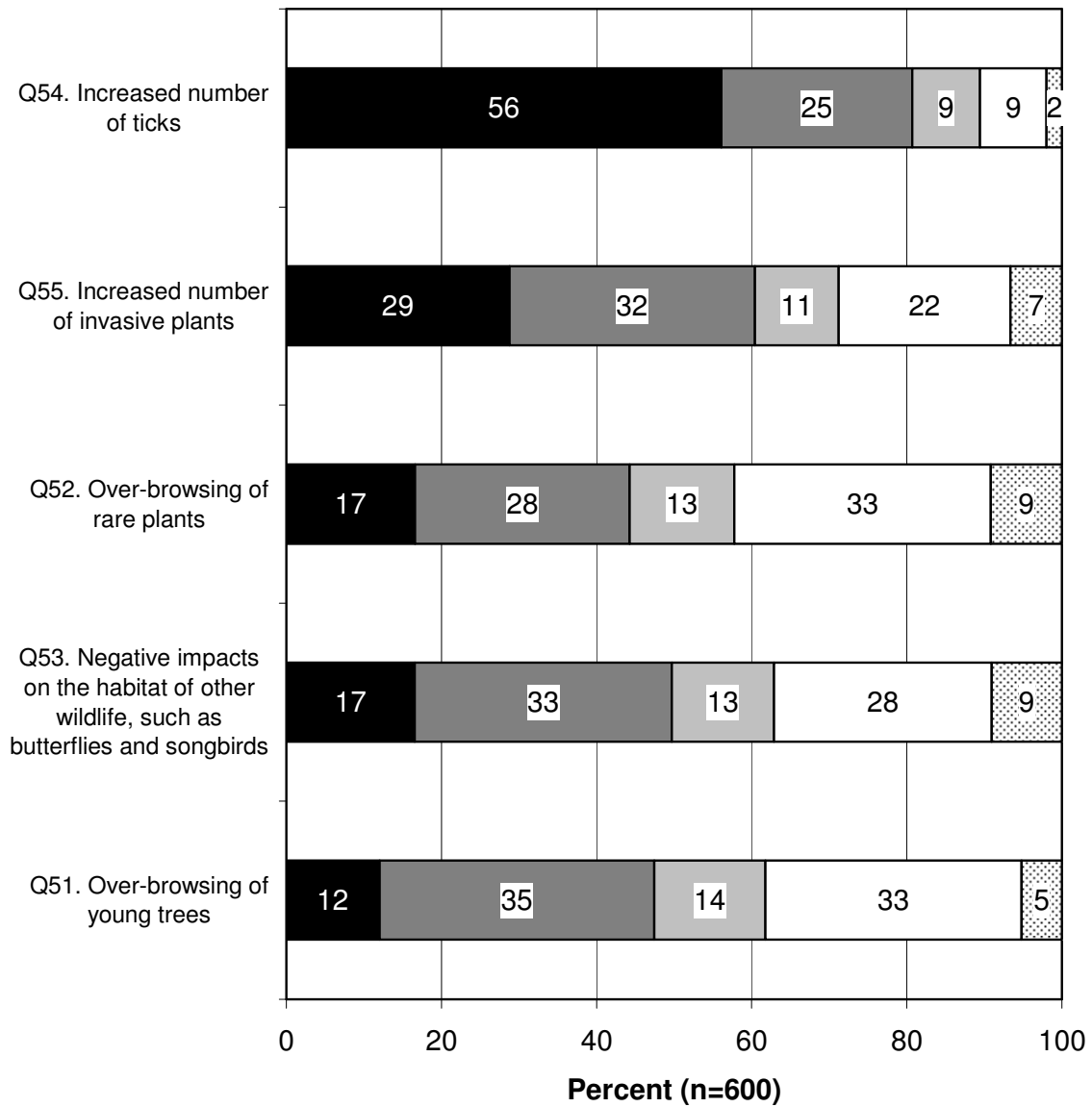


**Q47. What are the most important reasons the deer population should be decreased? (Asked of those who think the deer population should be decreased.)
(VT residents)**

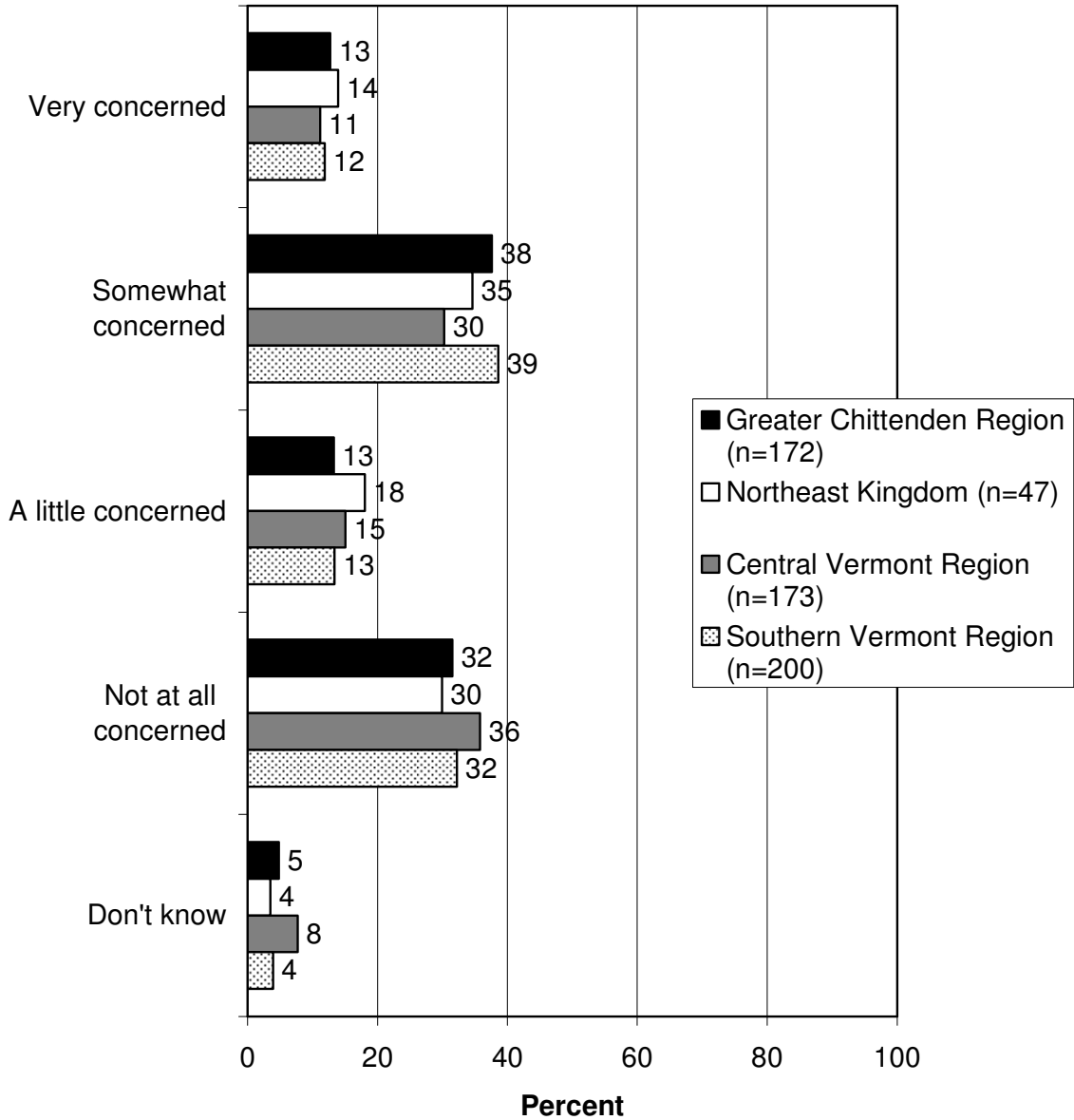


Percent of residents who indicated the following levels of concern about each problem that can potentially be caused by high deer populations: (VT residents)

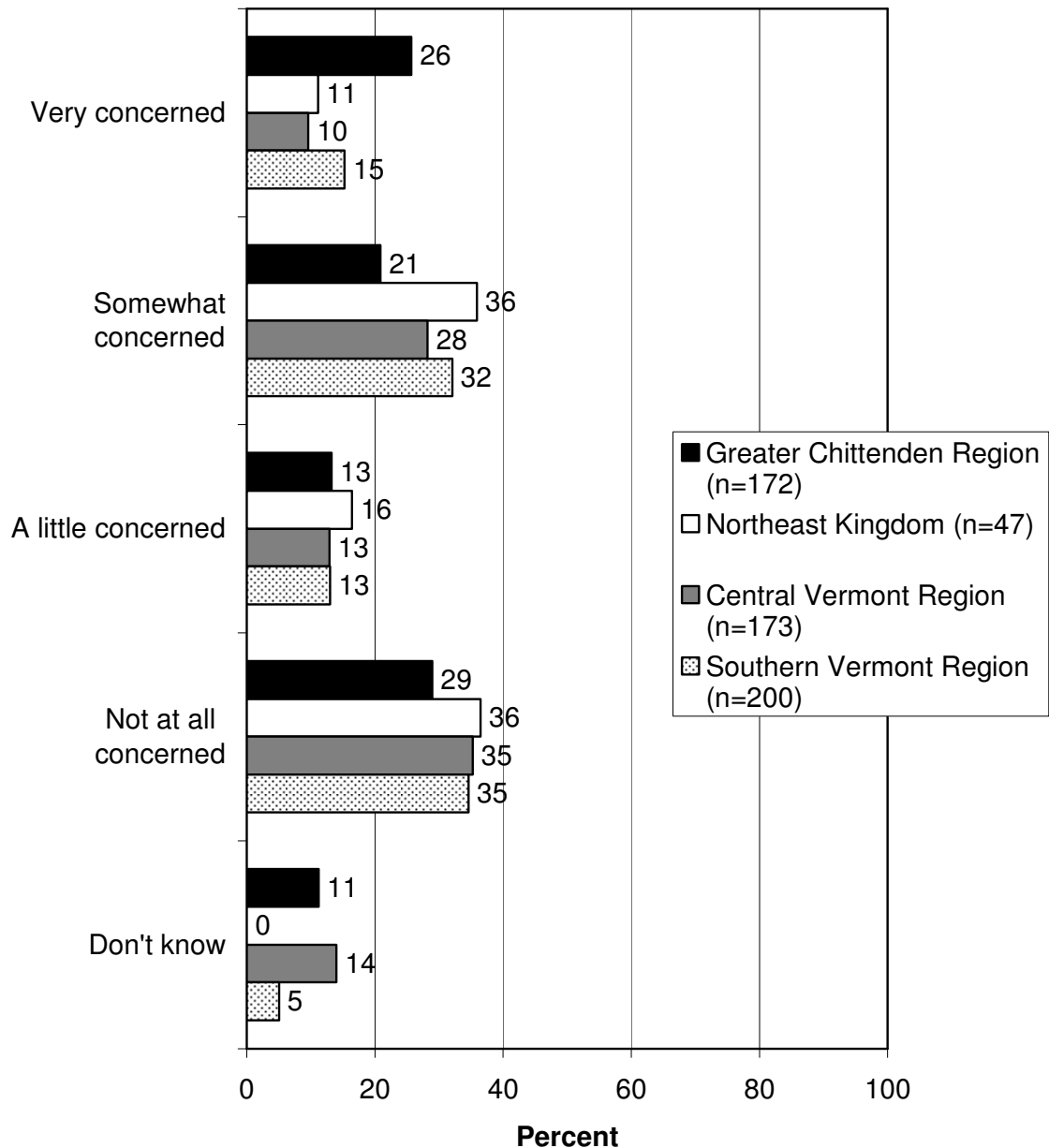
Very concerned
 Somewhat concerned
 A little concerned
 Not at all concerned
 Don't know



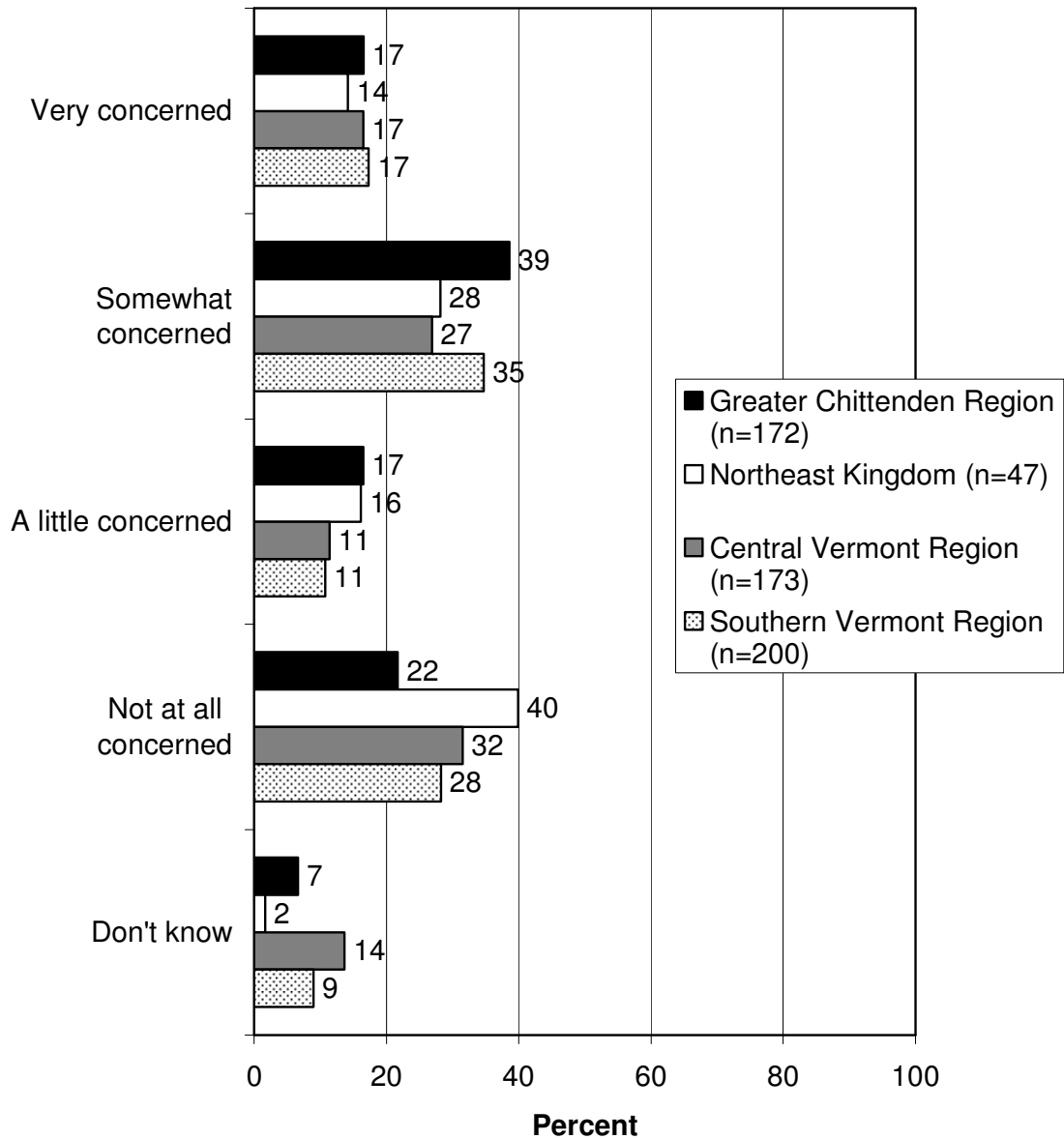
**Q51. Over-browsing of young trees?
 (How concerned are you about this problem that
 can potentially be caused by high
 deer populations?)
 (VT residents)**



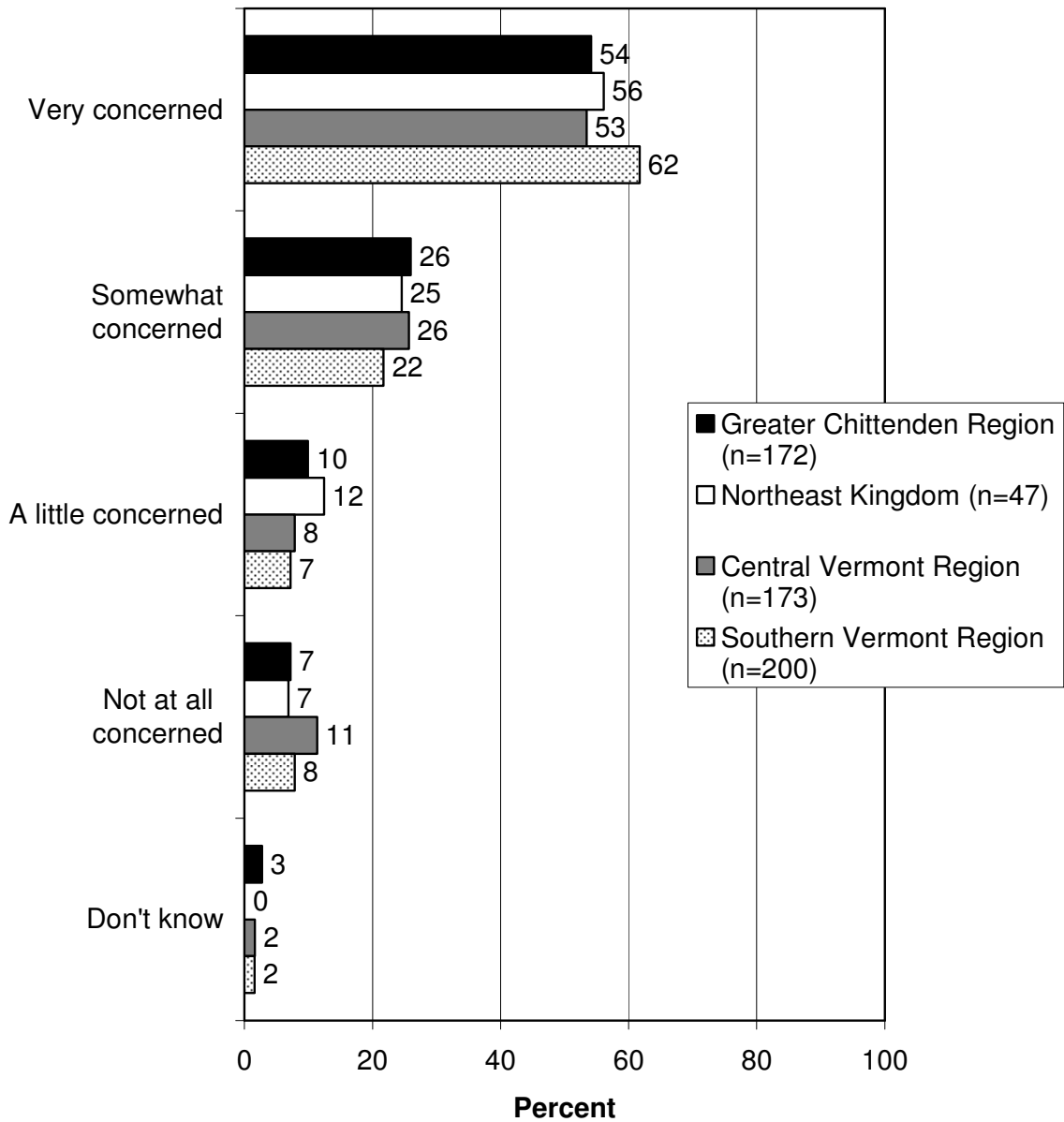
**Q52. Over-browsing of rare plants?
 (How concerned are you about this problem that
 can potentially be caused by high
 deer populations?)
 (VT residents)**



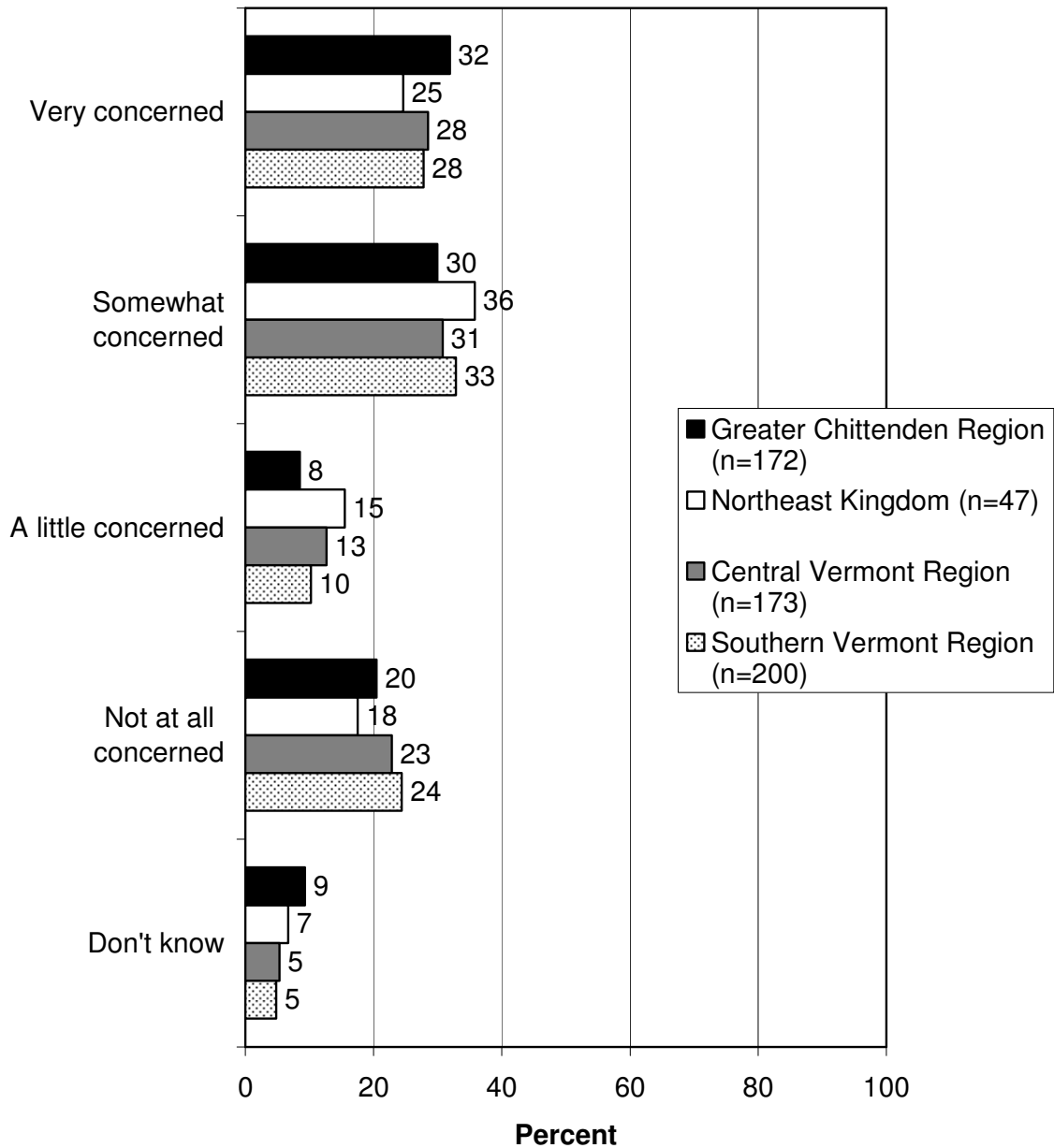
**Q53. Negative impacts on the habitat of other wildlife, such as butterflies and songbirds?
(How concerned are you about this problem that can potentially be caused by high deer populations?)
(VT residents)**



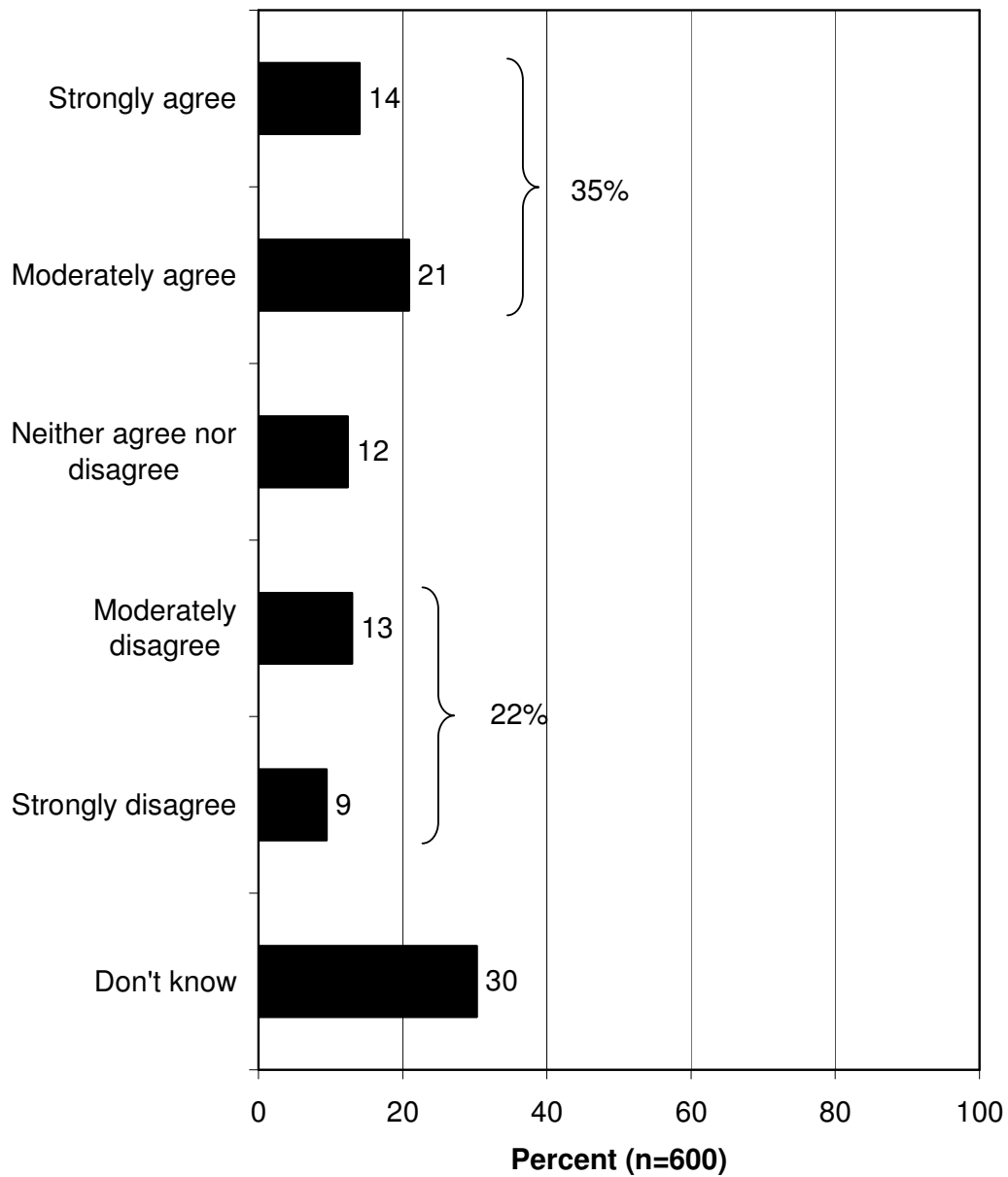
**Q54. Increased number of ticks?
 (How concerned are you about this problem that
 can potentially be caused by high
 deer populations?)
 (VT residents)**



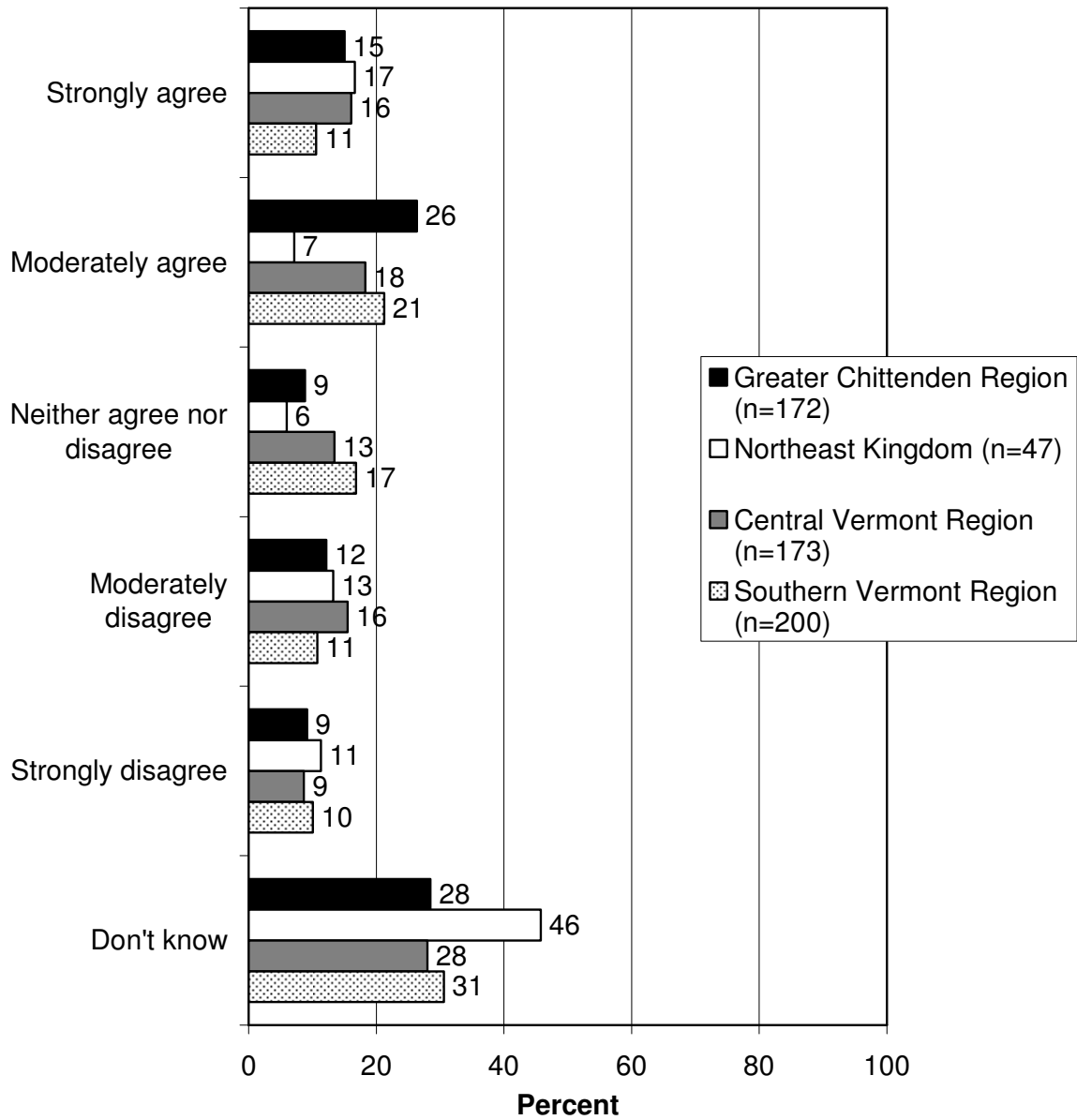
**Q55. Increased number of invasive plants?
(How concerned are you about this problem that
can potentially be caused by high
deer populations?)
(VT residents)**



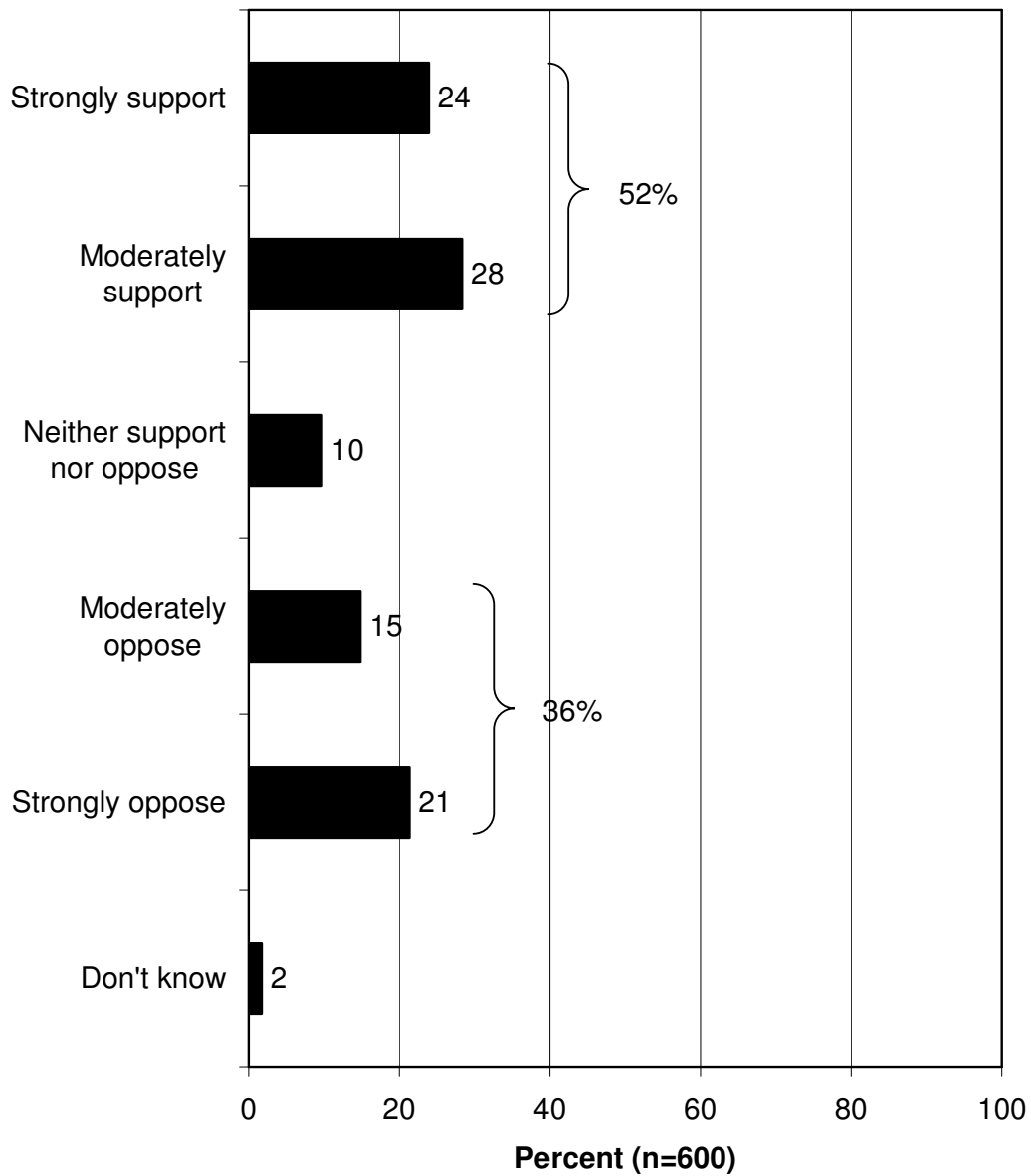
**Q57. Farmed deer and elk are raised much like livestock on a fenced piece of land suitable for grazing. Do you agree or disagree that farmed deer and elk increase the risk of disease for the wild deer population?
(VT residents)**



**Q57. Farmed deer and elk are raised much like livestock on a fenced piece of land suitable for grazing. Do you agree or disagree that farmed deer and elk increase the risk of disease for the wild deer population?
(VT residents)**



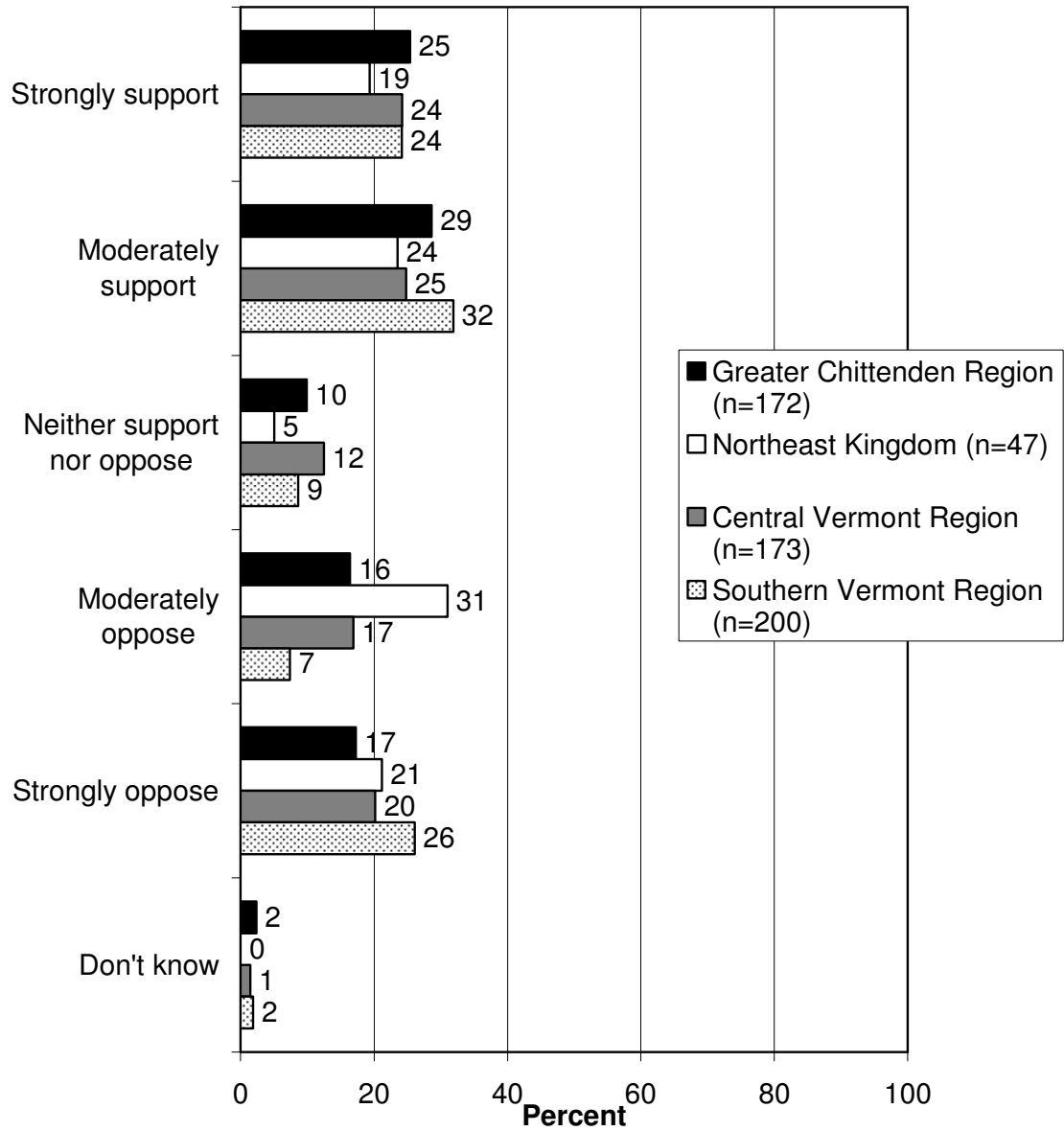
**Q60. Starting archery deer season about one month early in mid-September instead of early October?
(Would you support this if the Department determined that longer deer seasons would help control the wild deer population?)
(VT residents)**



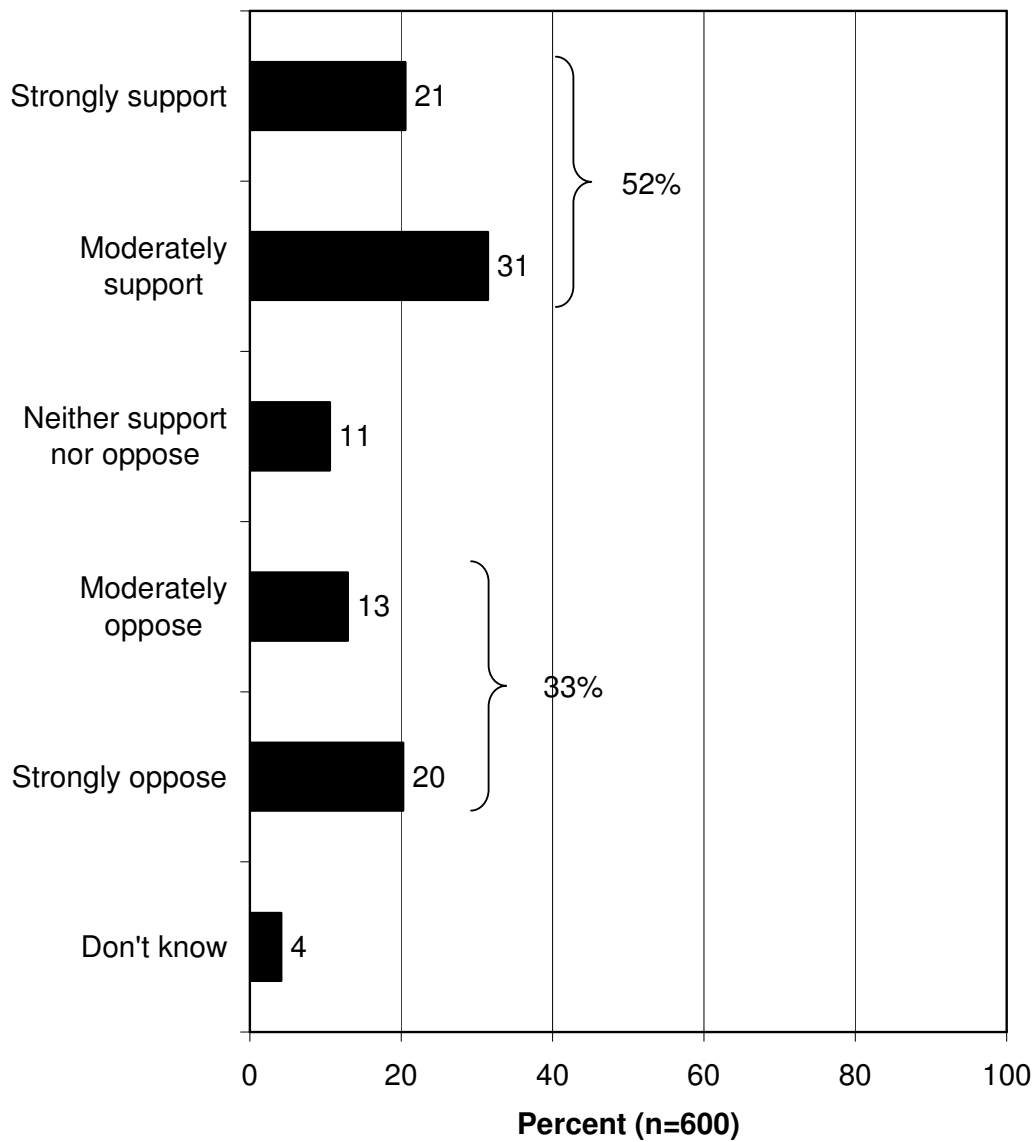
Q60. Starting archery deer season about one month early in mid-September instead of early October?

(Would you support this if the Department determined that longer deer hunting seasons would help control the deer population?)

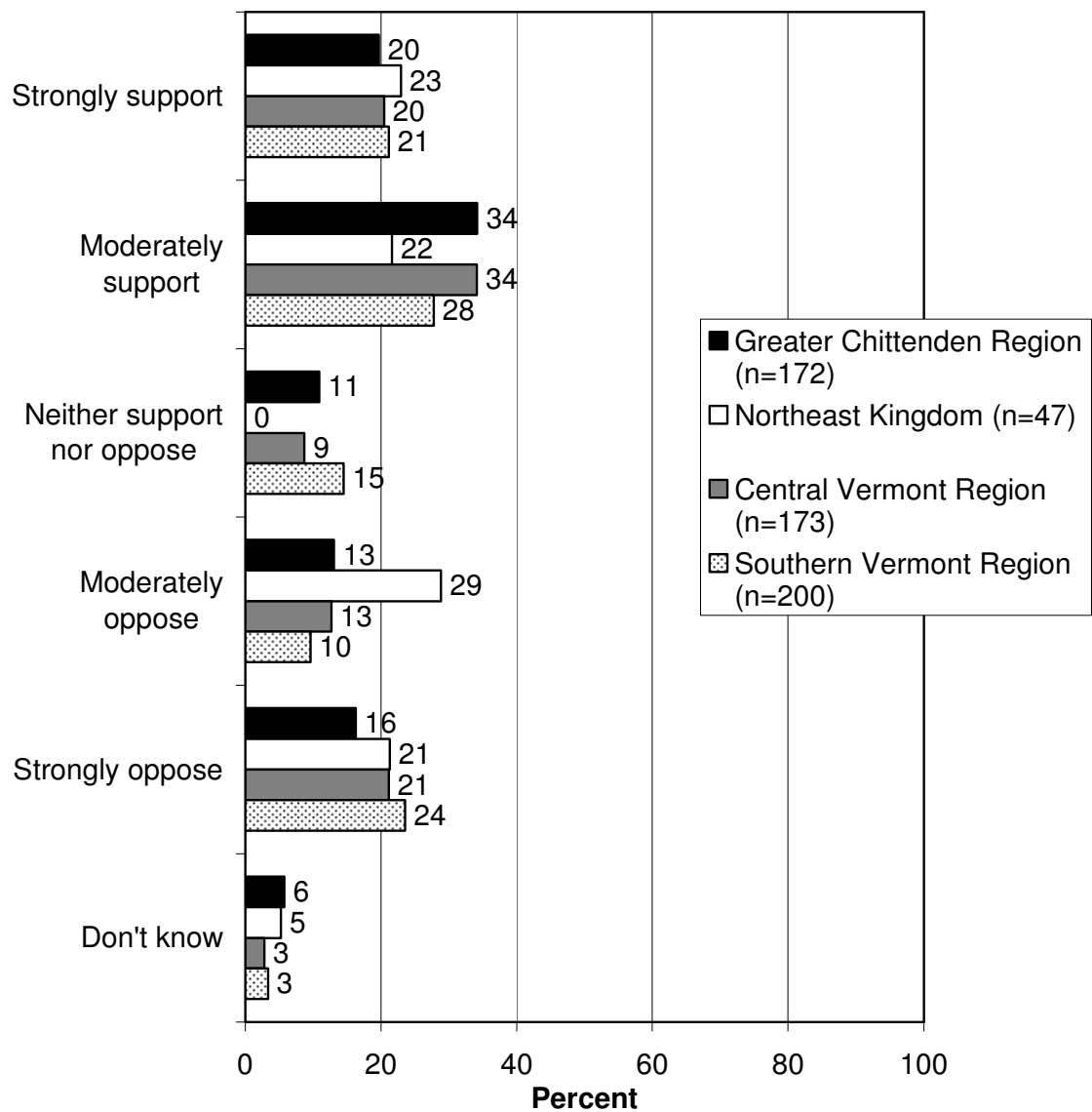
(VT residents)



Q61. Adding a limited, short doe-only firearms deer season in October prior to the start of rifle season in mid-November?
(Would you support this if the Department determined that longer deer hunting seasons would help control the deer population?)
(VT residents)



Q61. Adding a limited, short doe-only firearms deer season in October prior to the start of rifle season in mid-November?
(Would you support this if the Department determined that longer deer hunting seasons would help control the deer population?)
(VT residents)



HUNTER SURVEY

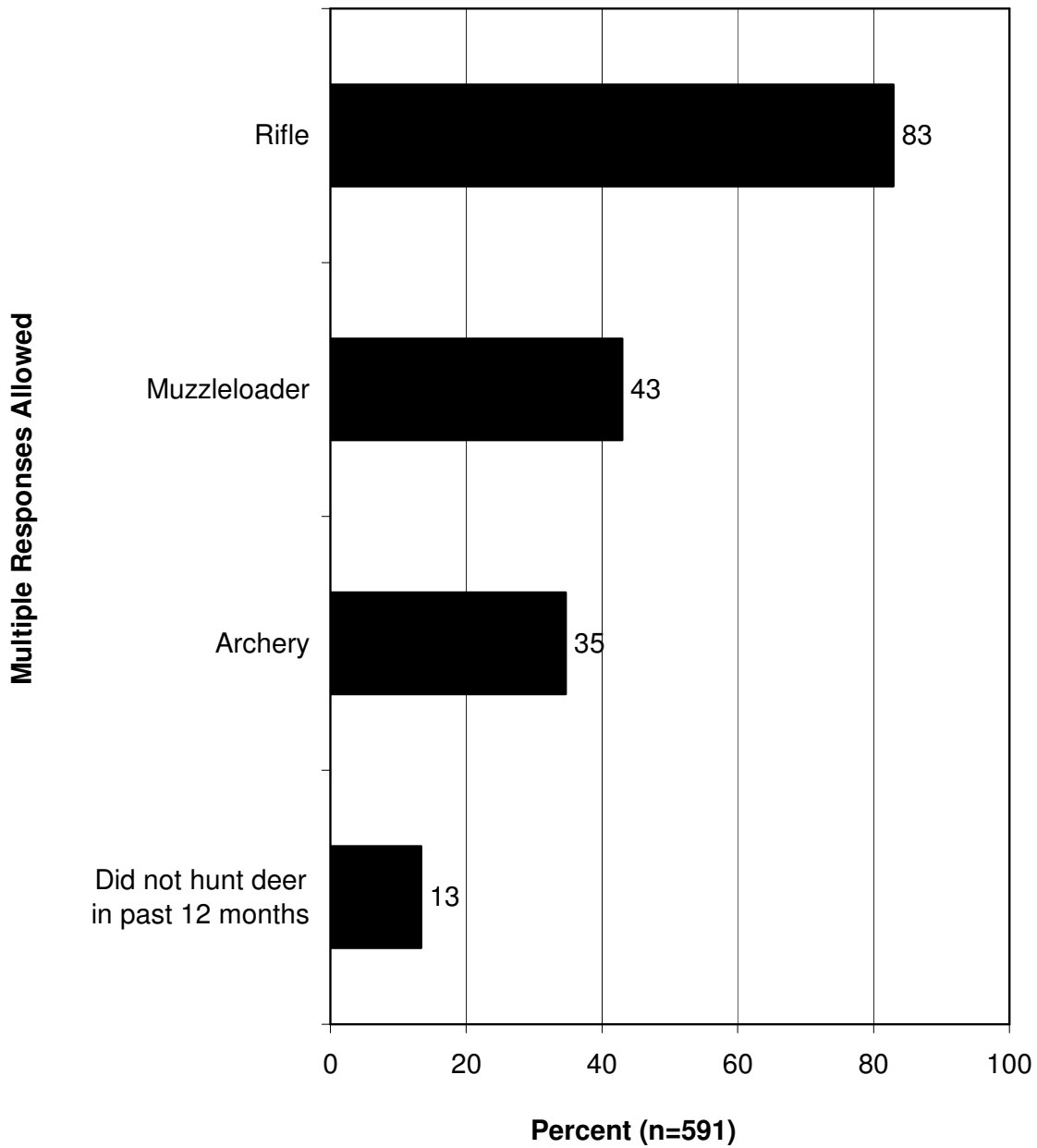
- Most deer hunters (83%) hunted during rifle season in the past 12 months, whereas 43% hunted during muzzleloader season and 35% hunted during archery season. (Many deer hunters hunted in multiple seasons.)

- Graphs show the Wildlife Management Units (WMUs) in which hunters hunt deer the most often, in both alphabetical and descending order. The most common WMUs for deer hunting are J, B, D, F, and K.

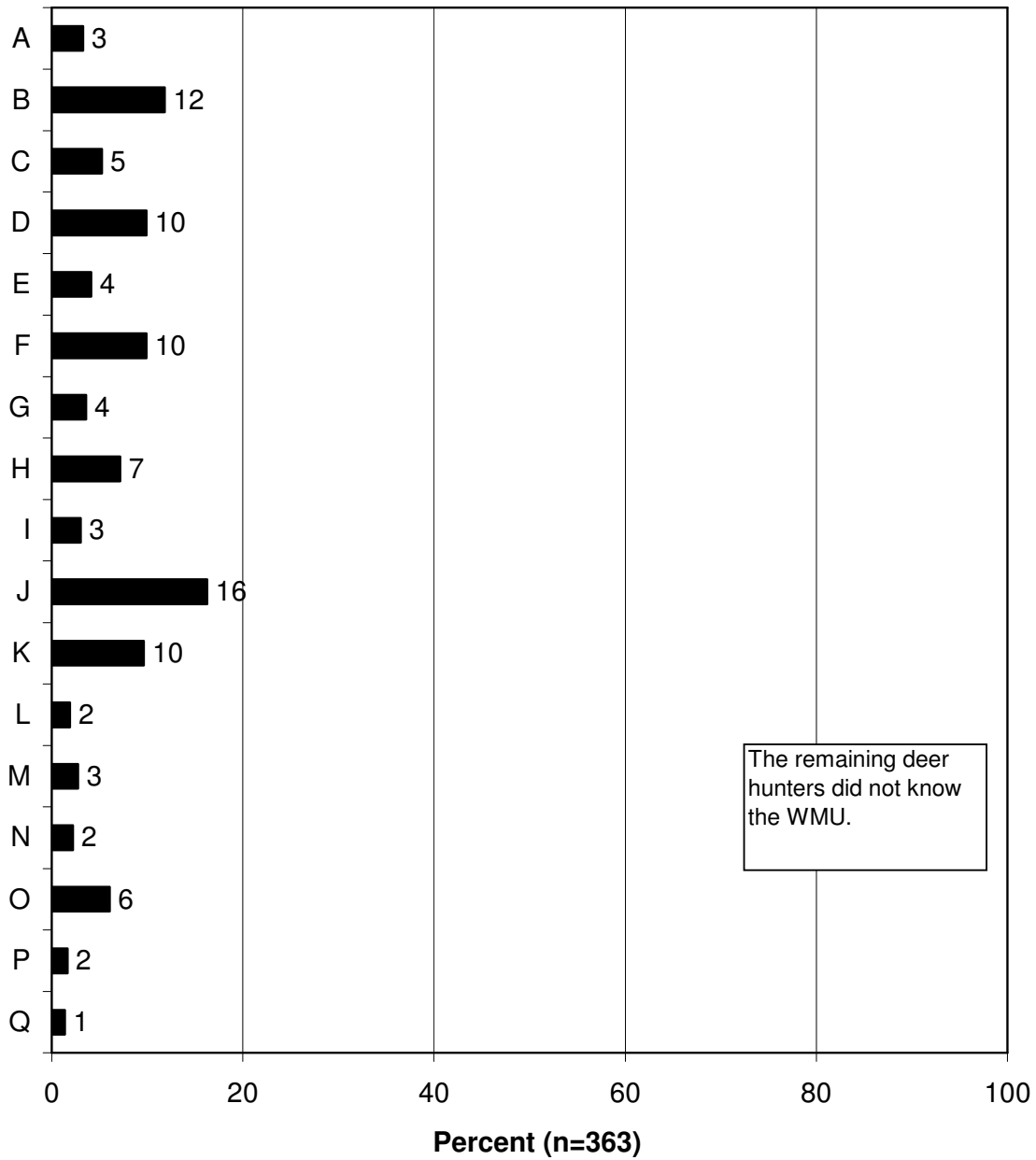
- Just over a third of deer hunters (35%) were able to hunt on private land that is closed to hunting (i.e., posted property) with permission over the past 12 months.

- Deer hunters were presented with a series of six factors and were asked to rate how important each is to their satisfaction with deer hunting in Vermont, on a scale of 0 to 10, where 0 is not at all important and 10 is extremely important. In general, the results indicate that deer hunters simply enjoy the experience, regardless of their success at harvesting a deer. Each factor and the mean rating are shown below, in descending order of importance:
 - Just going deer hunting, regardless of whether you harvest a deer (8.45)
 - Harvesting an older, larger-antlered buck (7.16)
 - The amount of buck sign in the woods (6.87)
 - Harvesting a buck, regardless of the size of the antlers (5.93)
 - Harvesting a deer, regardless of age or sex (5.77)
 - Harvesting more than one buck each year (4.08)

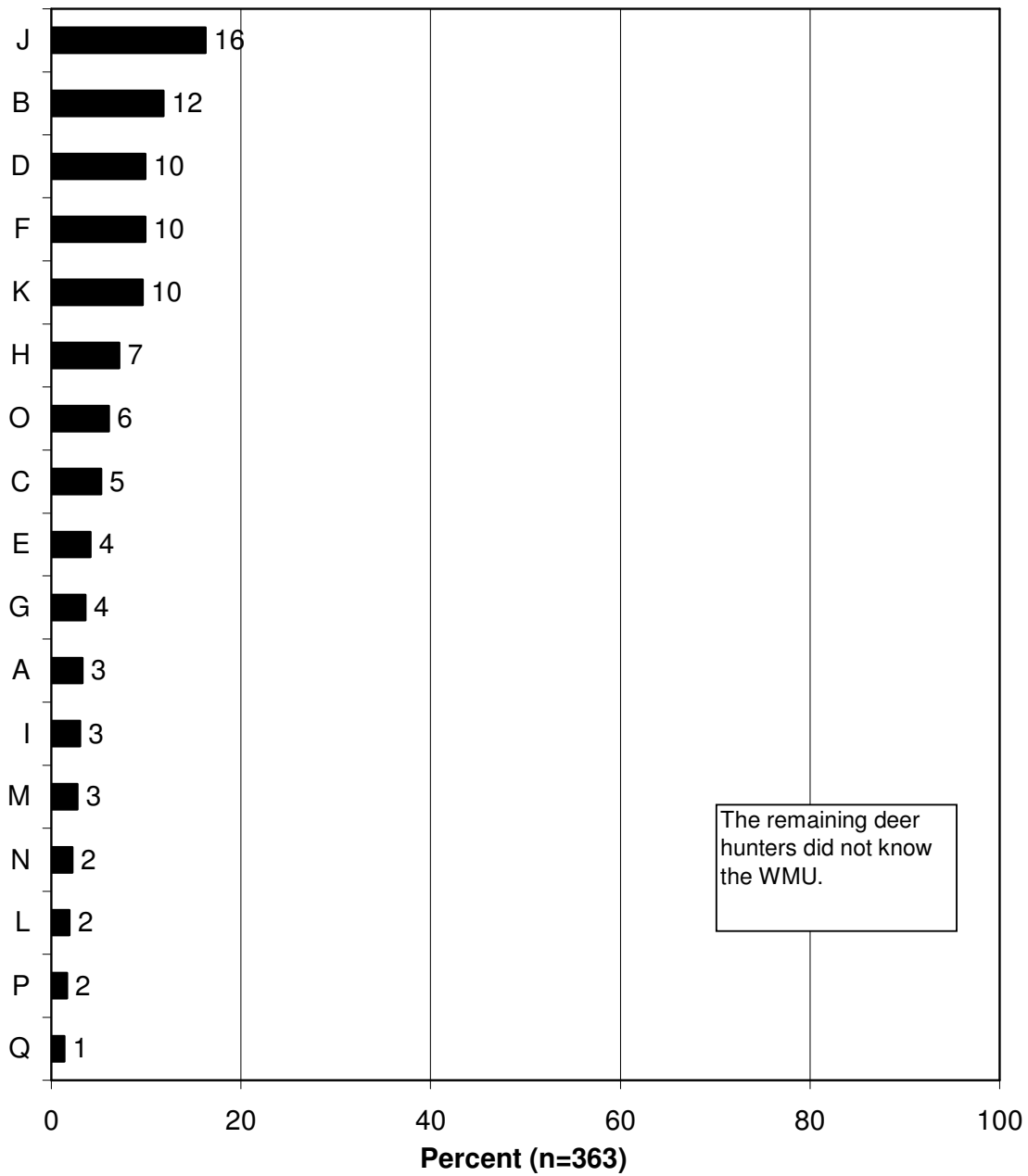
**Q59. In the past 12 months, which Vermont deer seasons did you hunt in? (Asked of those who hunted white-tailed deer in Vermont in the past 5 years.)
(Hunter Survey)**



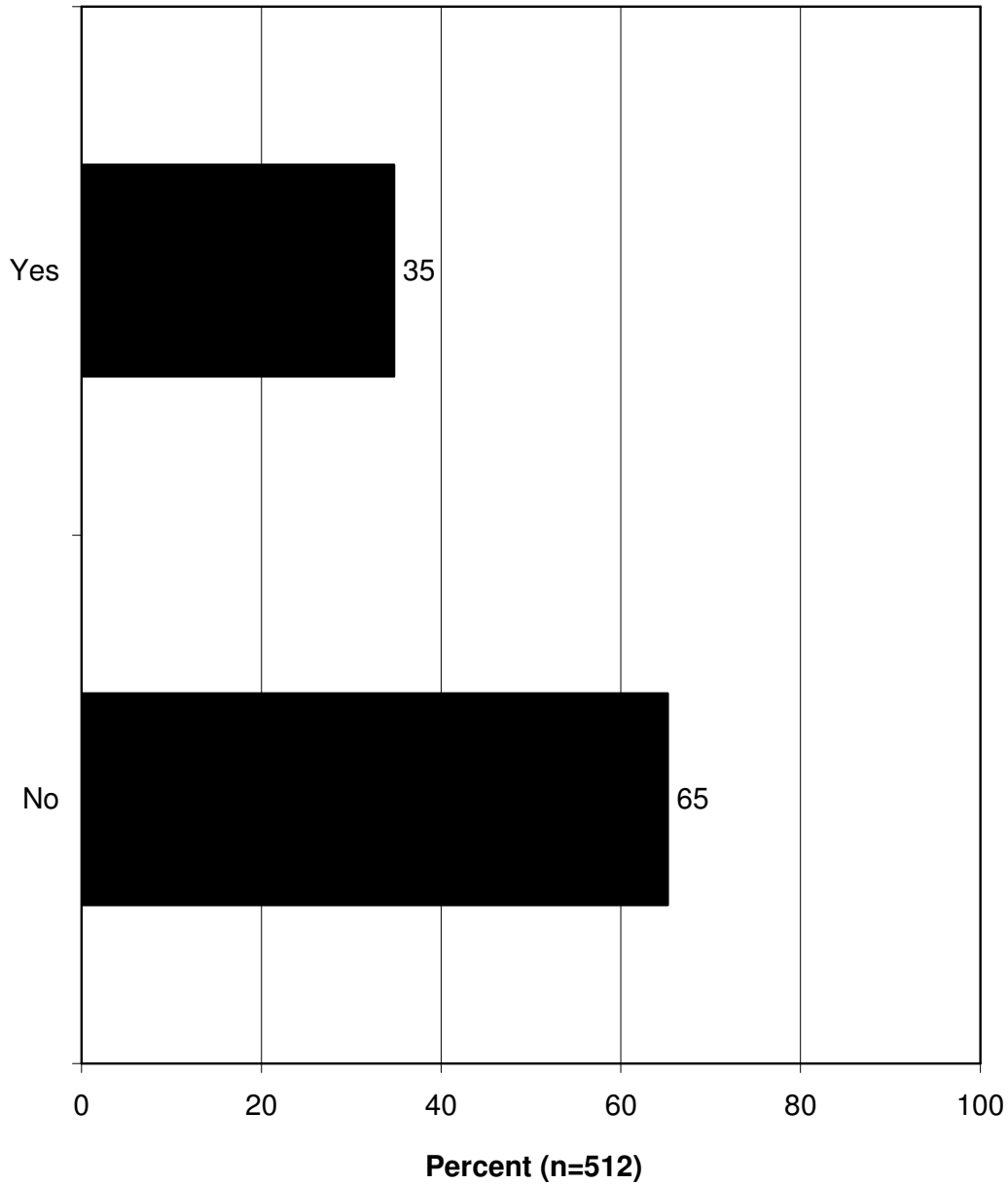
Q60. In what one Wildlife Management Unit in Vermont do you deer hunt most often? (Asked of those who hunted white-tailed deer in Vermont in the past 5 years.) (Alphabetical order) (Hunter survey)



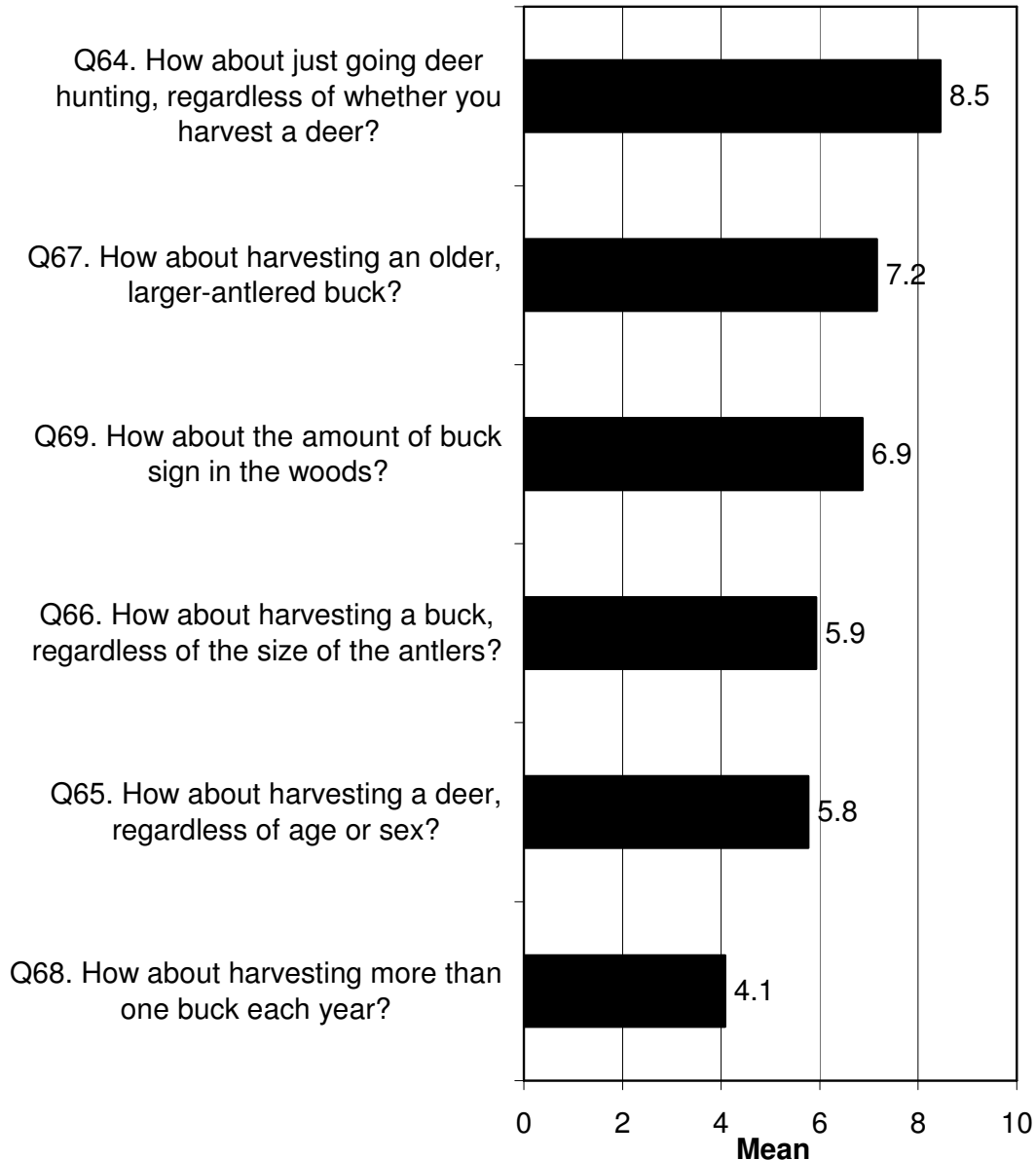
**Q60. In what one Wildlife Management Unit in Vermont do you deer hunt most often? (Asked of those who hunted white-tailed deer in Vermont in the past 5 years.) (Descending order)
(Hunter survey)**



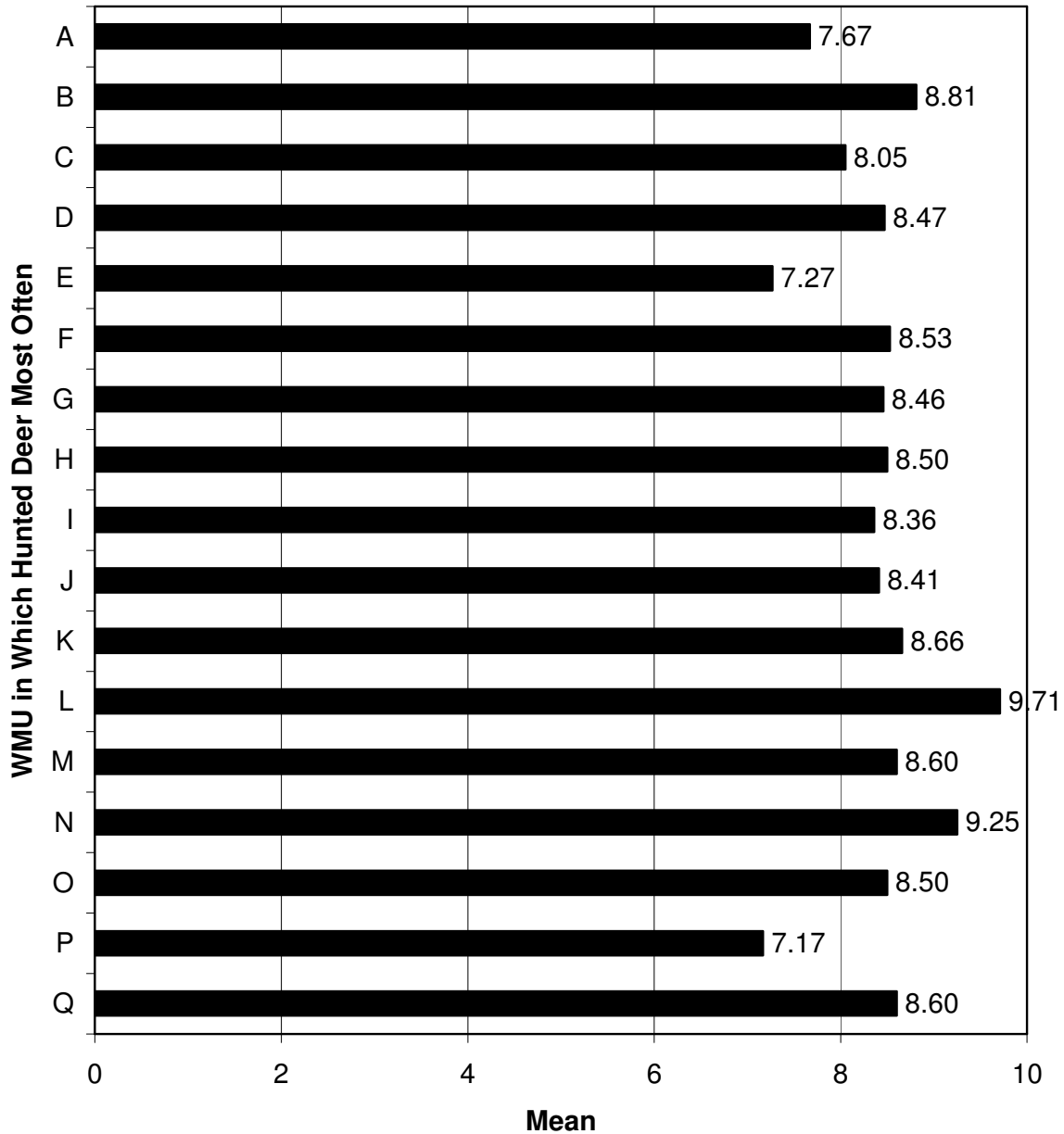
**Q61. In the past 12 months, did you hunt deer, with permission, on private land that was posted as closed to hunting? (Asked of those who hunted white-tailed deer in Vermont in the past 12 months.)
(Hunter survey)**



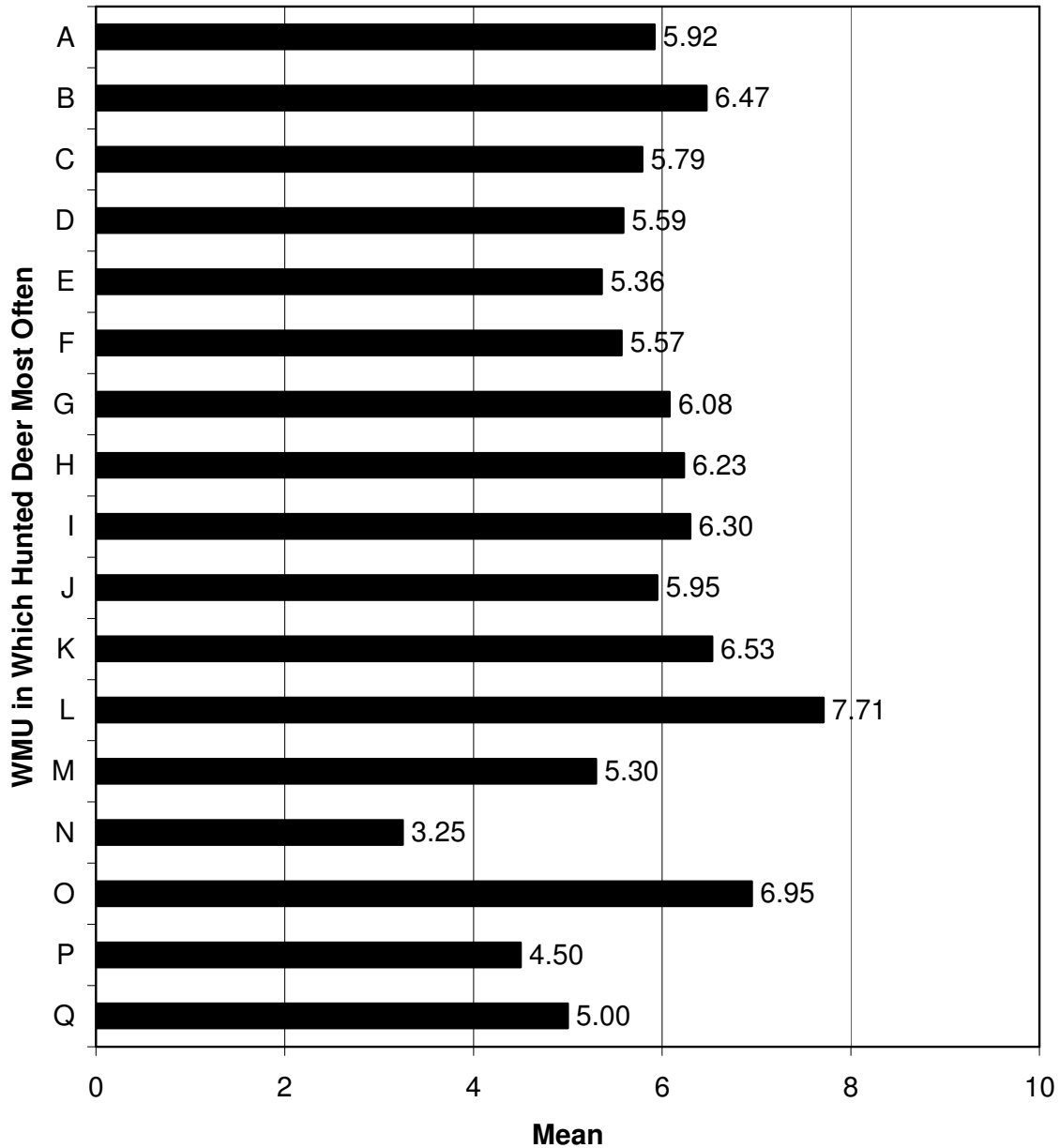
Q64-Q69. Mean ratings of importance to the respondent's satisfaction with deer hunting in Vermont in general. (On a 0 to 10 scale, where 0 is not at all important and 10 is extremely important.) (Asked of those who hunted white-tailed deer in Vermont in the past 5 years.) (Hunter survey)



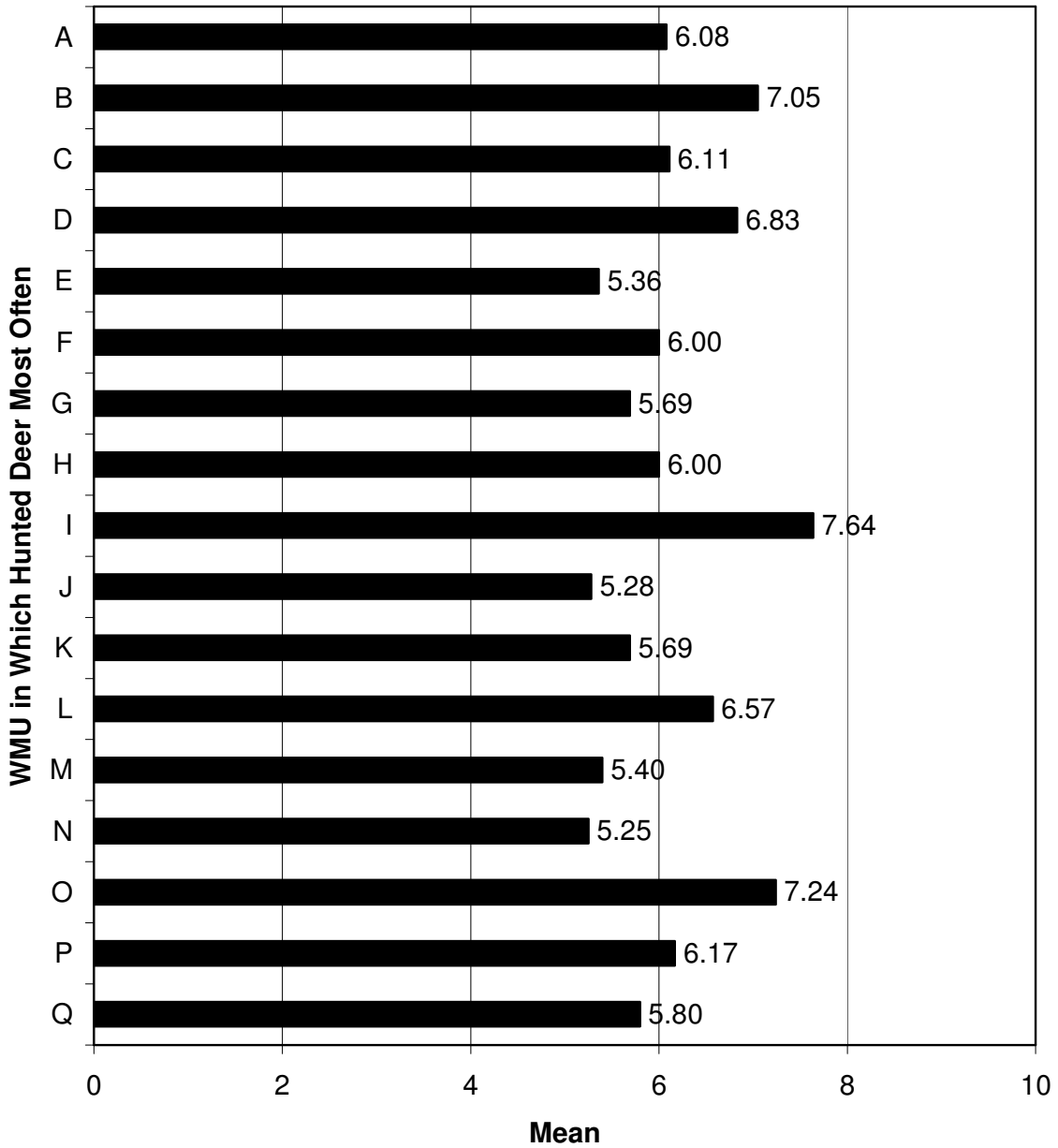
Q64. How about just going deer hunting, regardless of whether you harvest a deer? (How important is this to your satisfaction with deer hunting, on a scale of 0 to 10, where 0 is not at all important and 10 is extremely important?) (Hunter survey)



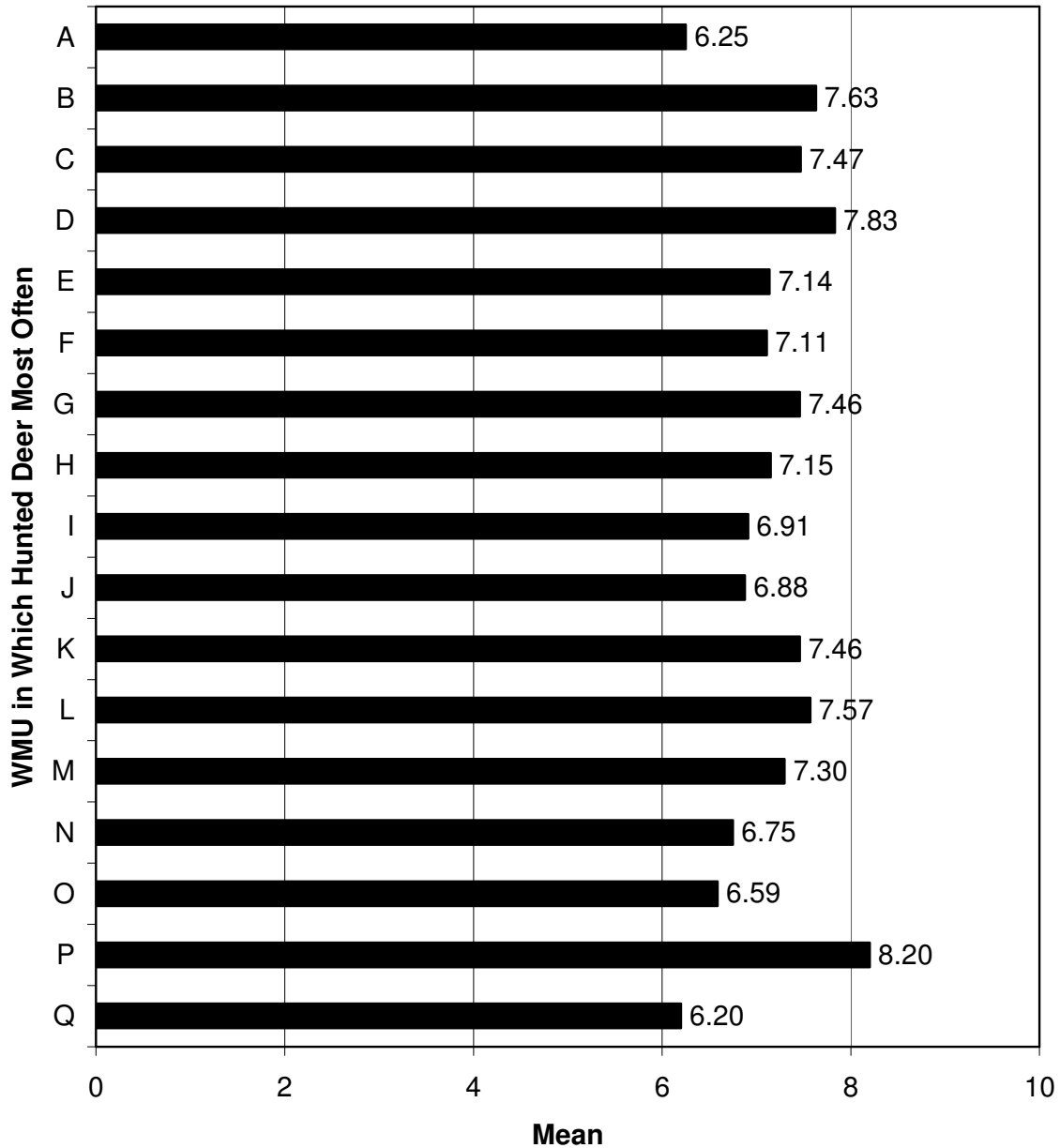
Q65. How about harvesting a deer, regardless of age or sex? (How important is this to your satisfaction with deer hunting, on a scale of 0 to 10, where 0 is not at all important and 10 is extremely important?) (Hunter survey)



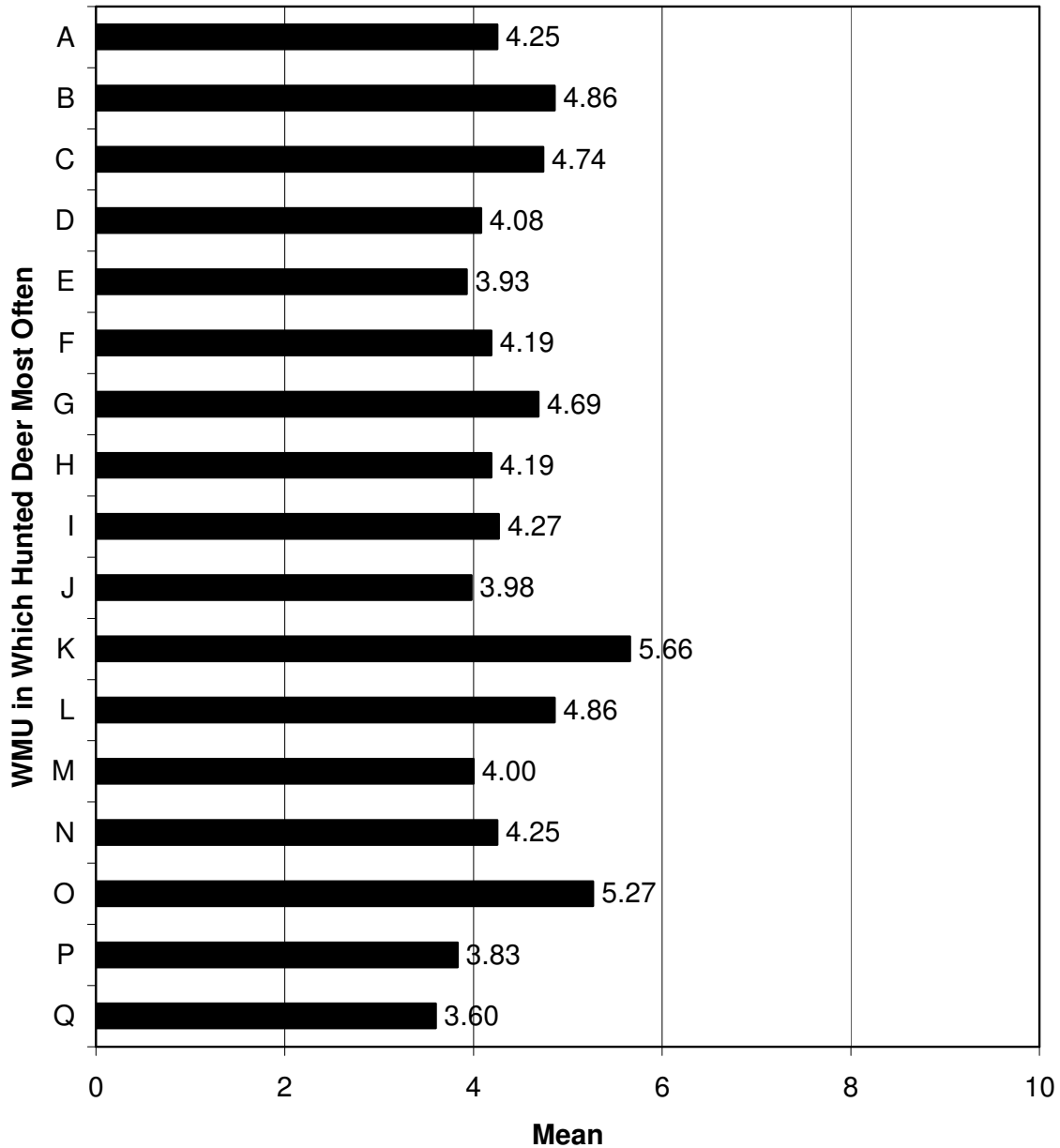
Q66. How about harvesting a buck, regardless of the size of the antlers? (How important is this to your satisfaction with deer hunting, on a scale of 0 to 10, where 0 is not at all important and 10 is extremely important?) (Hunter survey)



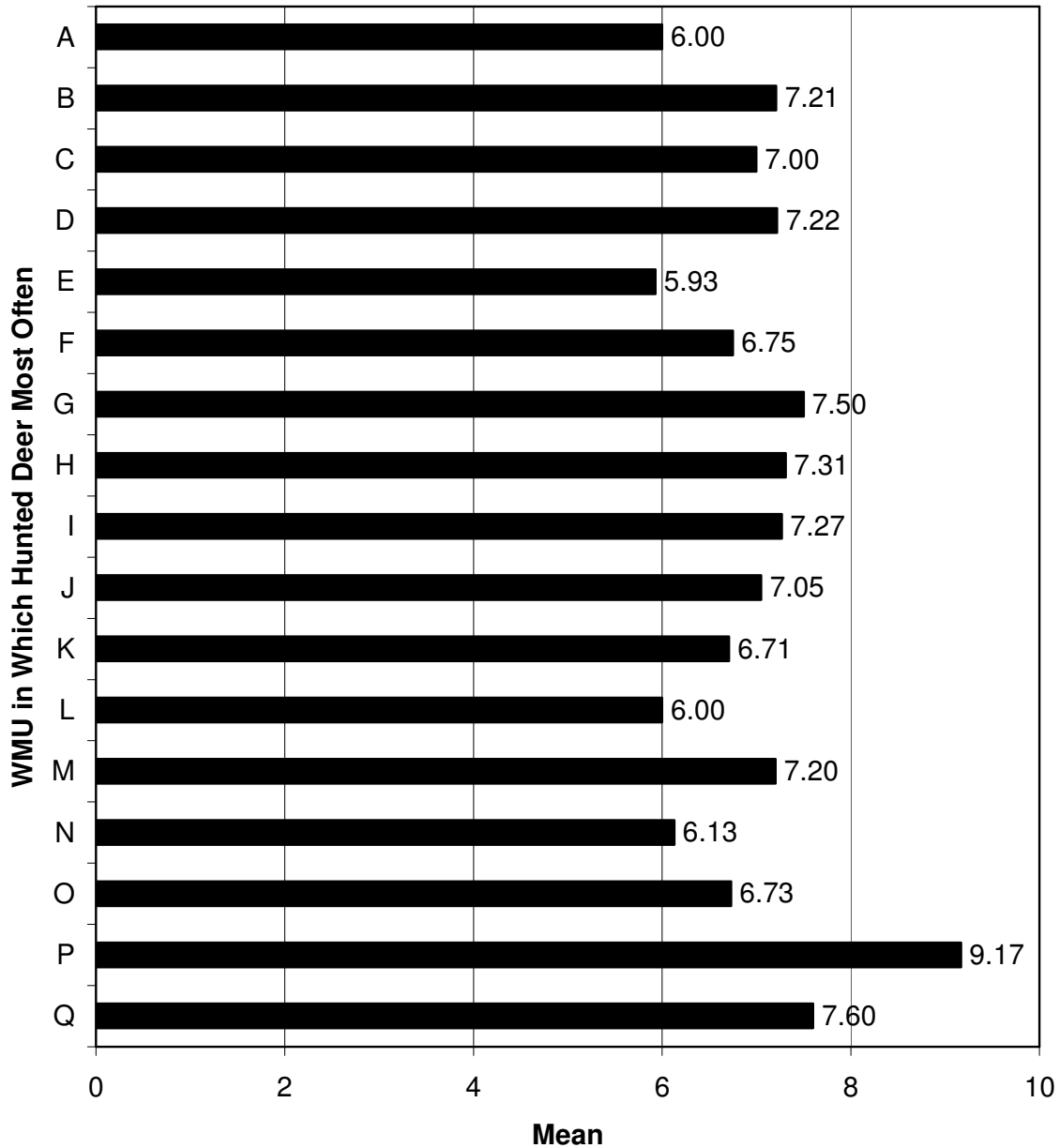
Q67. How about harvesting an older, larger-antlered buck? (How important is this to your satisfaction with deer hunting, on a scale of 0 to 10, where 0 is not at all important and 10 is extremely important?) (Hunter survey)



Q68. How about harvesting more than one buck each year? (How important is this to your satisfaction with deer hunting, on a scale of 0 to 10, where 0 is not at all important and 10 is extremely important?) (Hunter survey)



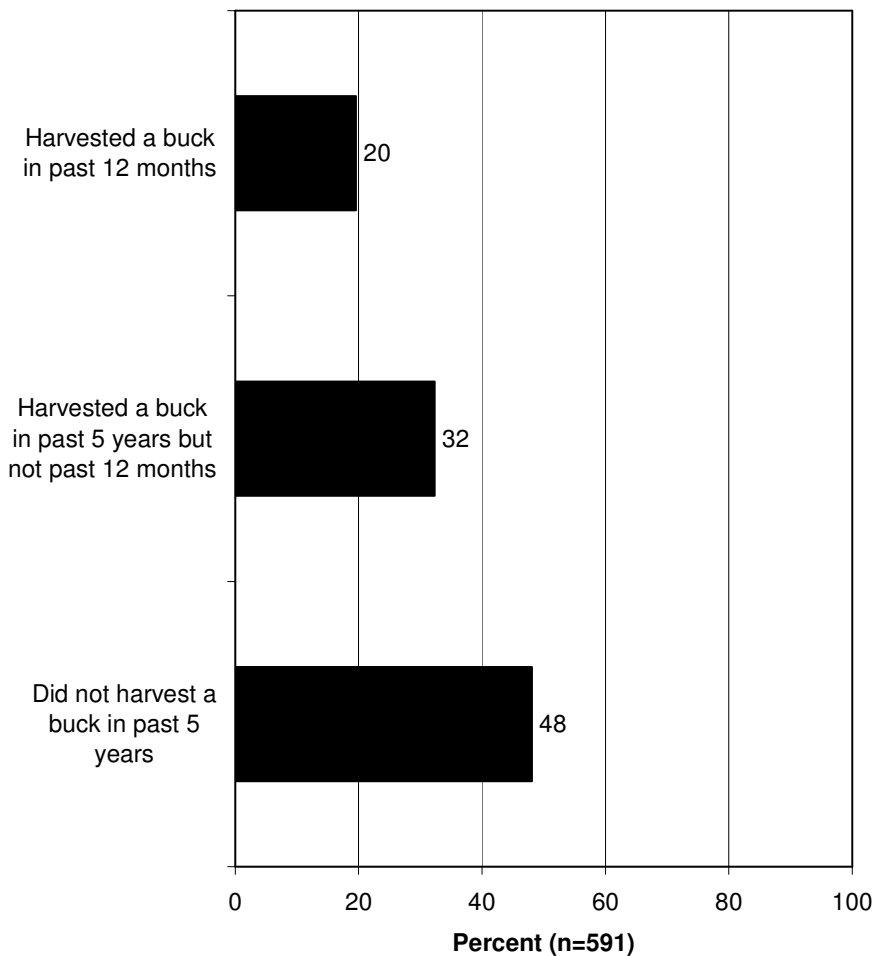
**Q69. How about the amount of buck sign in the woods? (How important is this to your satisfaction with deer hunting, on a scale of 0 to 10, where 0 is not at all important and 10 is extremely important?)
(Hunter survey)**



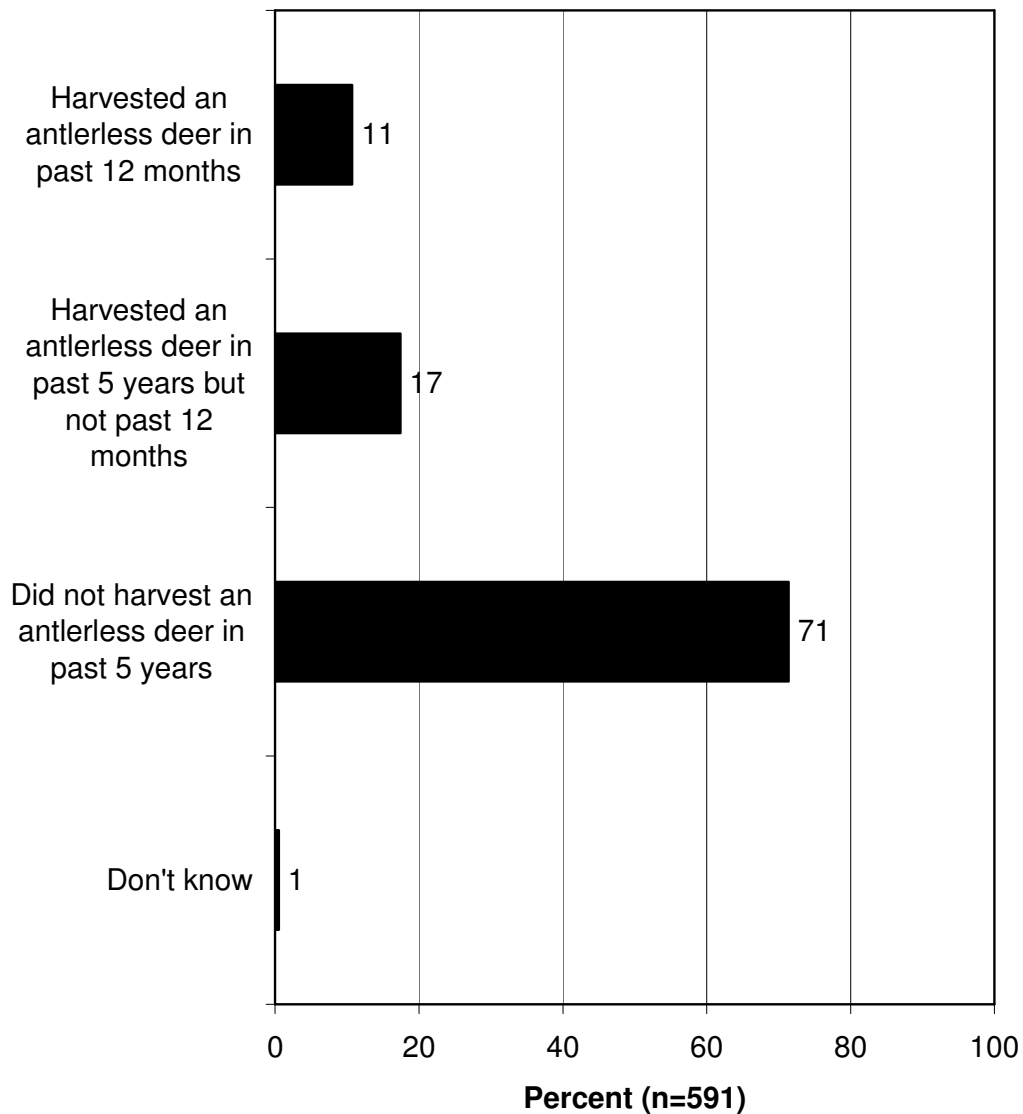
Deer Harvest

- About half of deer hunters (48%) did not harvest a buck over the past 5 years. Meanwhile, a third (32%) harvested a buck in the past 5 years, and one fifth (20%) harvested a buck in the past 12 months.
- A majority of deer hunters (71%) did not harvest an antlerless deer in the past 5 years, whereas 17% harvested one in the past 5 years and 11% did so in the past 12 months.

Q71/72. Did you harvest a buck in Vermont in the past [12 months / 5 years]? (Asked of those who hunted white-tailed deer in Vermont in the past 5 years.)
(Hunter survey)



**Q73/74. Did you harvest an antlerless deer in Vermont in the past 12 months?(Asked of those who hunted white-tailed deer in Vermont in the past 5 years.)
(Hunter survey)**



Harvest Regulations and Management Options

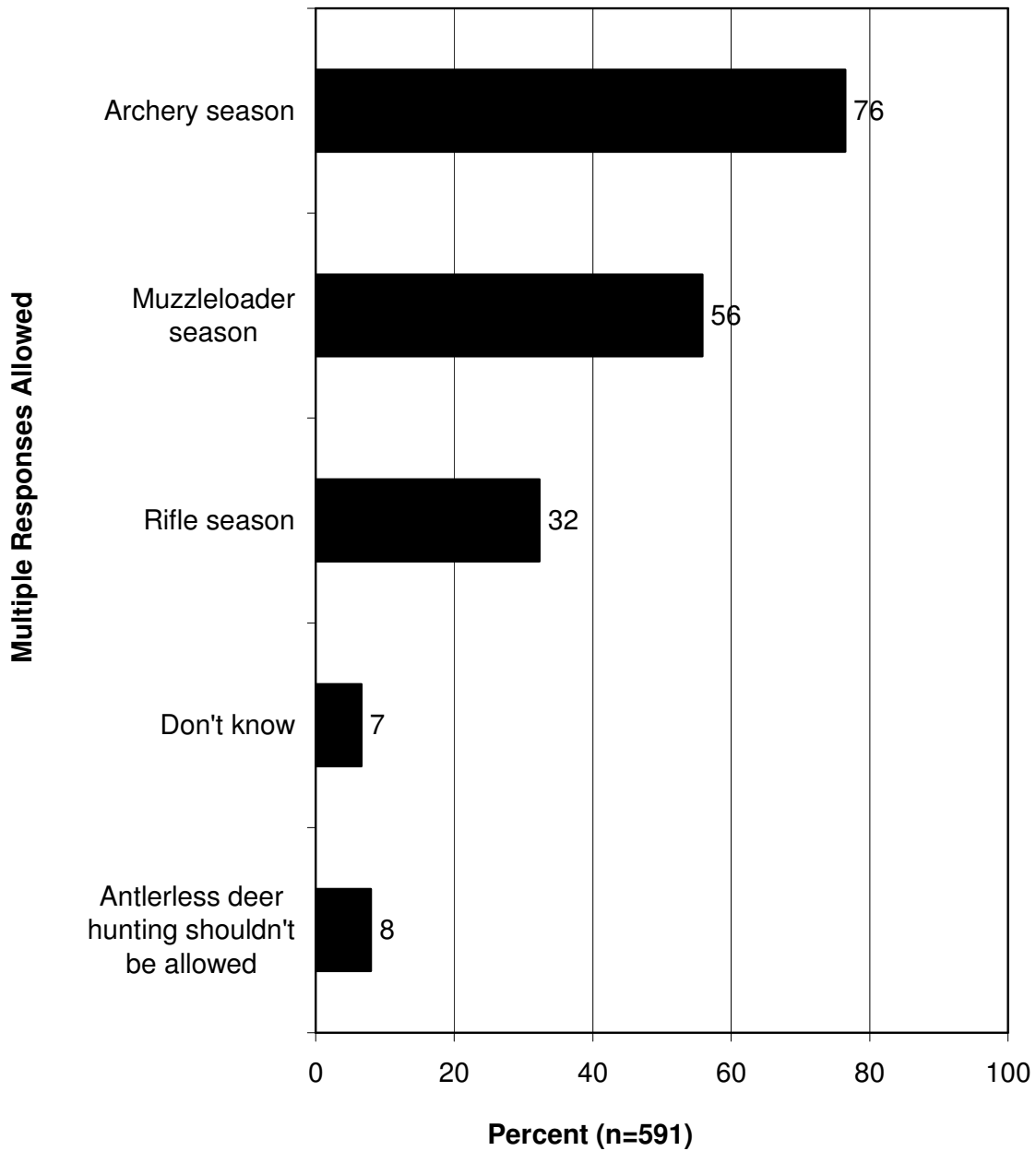
- Deer hunters were asked to say in which hunting seasons they should be allowed to harvest antlerless deer. The top response is archery season (76% stated this), followed by muzzleloader season (56%) and rifle season (32%). A small percentage (8%) think antlerless deer should not be hunted.

- Deer hunters were read the following statement: “The current Antler Point Restriction in Vermont requires a buck to have at least one antler with two or more points to be considered a legal buck to harvest during any deer season. It is a statewide regulation designed to increase the average age and size of Vermont’s bucks.”
 - A majority of deer hunters (77%) support the current Antler Point Restriction in the WMU or area where they most frequently hunt (62% *strongly* support this). However, a notable percentage (21%) oppose this, with 14% in *strong* opposition.

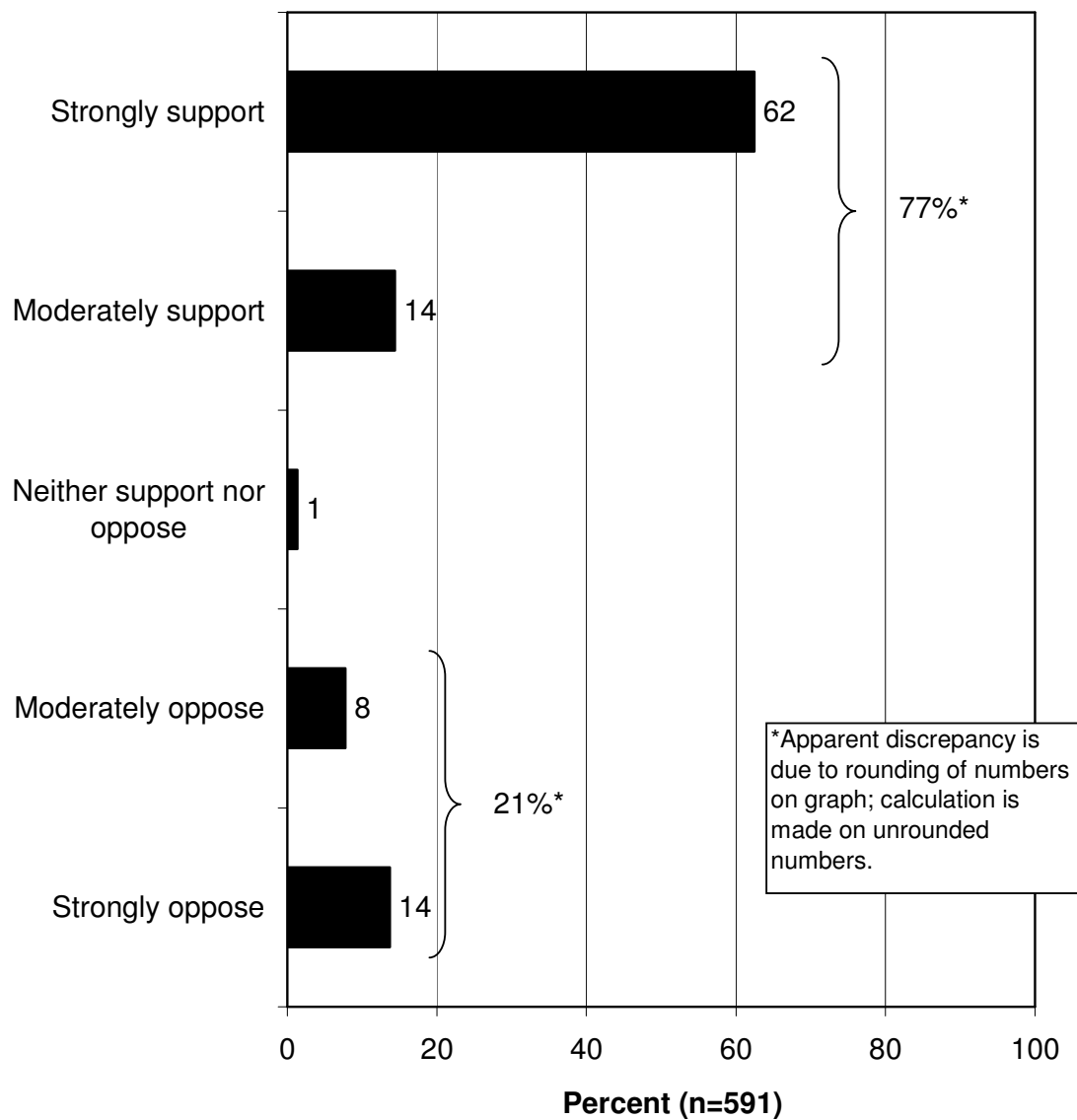
- Deer hunters were presented with a series of seven management options and were asked (if the Department determined that the current Antler Point Restriction increases the number of smaller antlered bucks in Vermont) if they would support or oppose each to manage for larger, older bucks. By far the option with the most support is maintaining the status quo. Each option and the percentages in support and opposition are shown below, in descending order of *strong* support:
 - Keeping the Antler Point Restriction the same as it currently is. (76% support, 54% *strongly* support; 19% oppose*, 14% *strongly* oppose)
 - Keeping the Antler Point Restriction but reducing the annual buck limit to one. (53% support*, 31% *strongly* support; 40% oppose, 26% *strongly* oppose)
 - Removing the Antler Point Restriction and reducing the annual buck limit to one. (41% support, 21% *strongly* support; 51% oppose*, 34% *strongly* oppose)
 - Allowing spikes to be harvested outside of the rifle season or with a special tag. (45% support, 25% *strongly* support; 50% oppose*, 39% *strongly* oppose)
 - Increasing the Antler Point Restriction to three points on one side. (33% support, 20% *strongly* support; 62% oppose, 44% *strongly* oppose)

- Removing the Antler Point Restriction entirely so there are no restrictions. (22% support, 13% *strongly* support; 74% oppose, 62% *strongly* oppose)
 - Increasing the Antler Point Restriction to three points on one side but allowing spikes to be harvested. (23% support*, 11% *strongly* support; 68% oppose, 54% *strongly* oppose)
 - *Note that these sums appear to off by 1% due to rounding of the individual results, but the summation of total support or opposition is made on unrounded numbers.
- Regardless of the method used, a majority of deer hunters (74%) support management in the WMU or area where they hunt the most to increase the number of older, larger bucks. On the other hand, 17% oppose this type of management.
- Deer hunters were read the following statement: “Currently, there are observed differences in deer densities, climate, and hunter numbers in different regions of the state.”
- Given this statement, deer hunters indicated more support for (60%) than opposition to (34%) a regional approach to deer management, meaning regulations may differ from one part of Vermont to another.

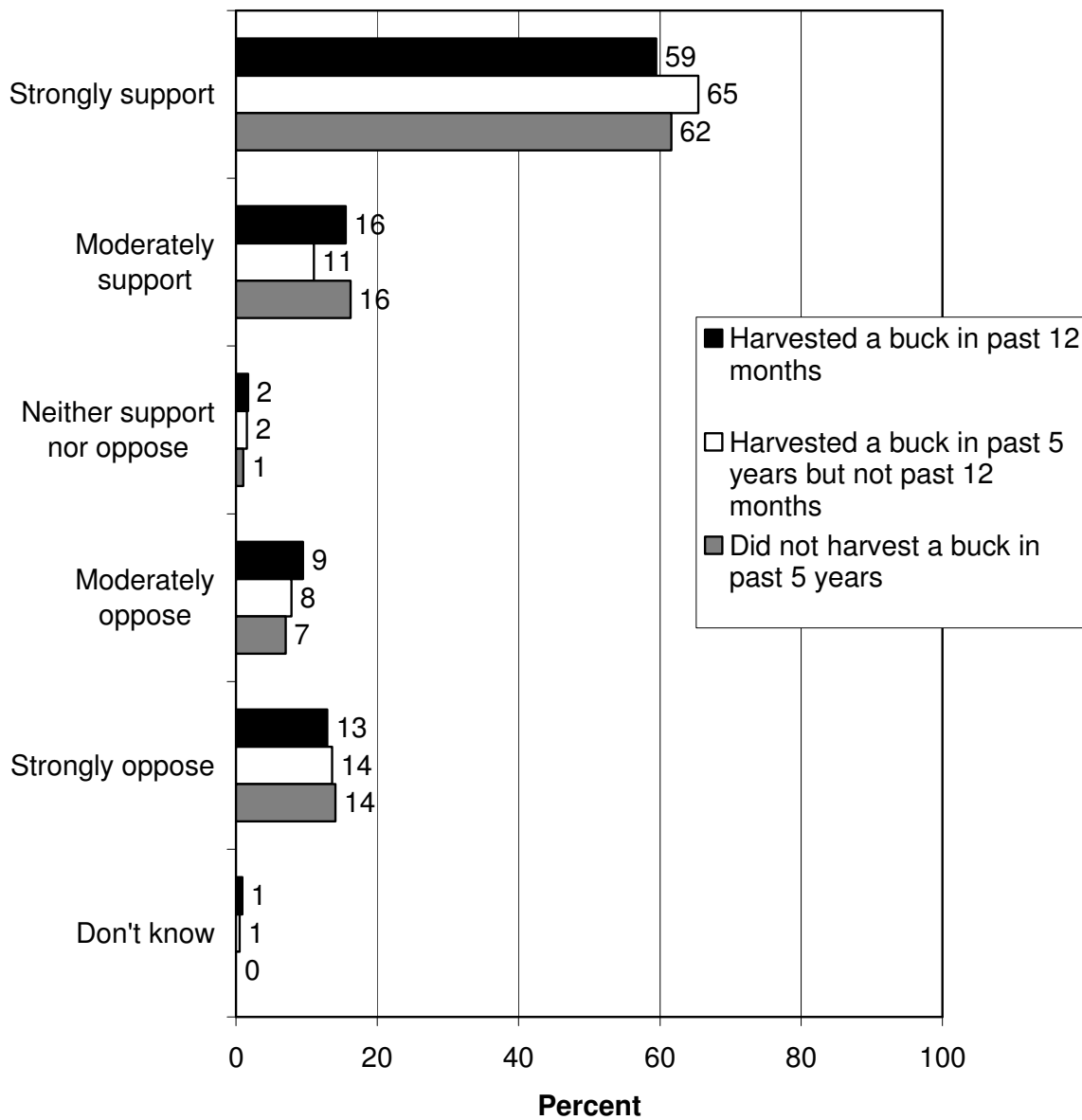
**Q77. Should Vermont hunters be able to harvest antlerless deer during the...? (Asked of those who hunted white-tailed deer in Vermont in the past 5 years.)
(Hunter Survey)**



**Q79. Thinking about the WMU, town, or area where you said you hunt deer most often and your hunting experiences there, do you support or oppose the current Antler Point Restriction specifically for the area? (Asked of those who hunted white-tailed deer in Vermont in the past 5 years.)
(Hunter survey)**



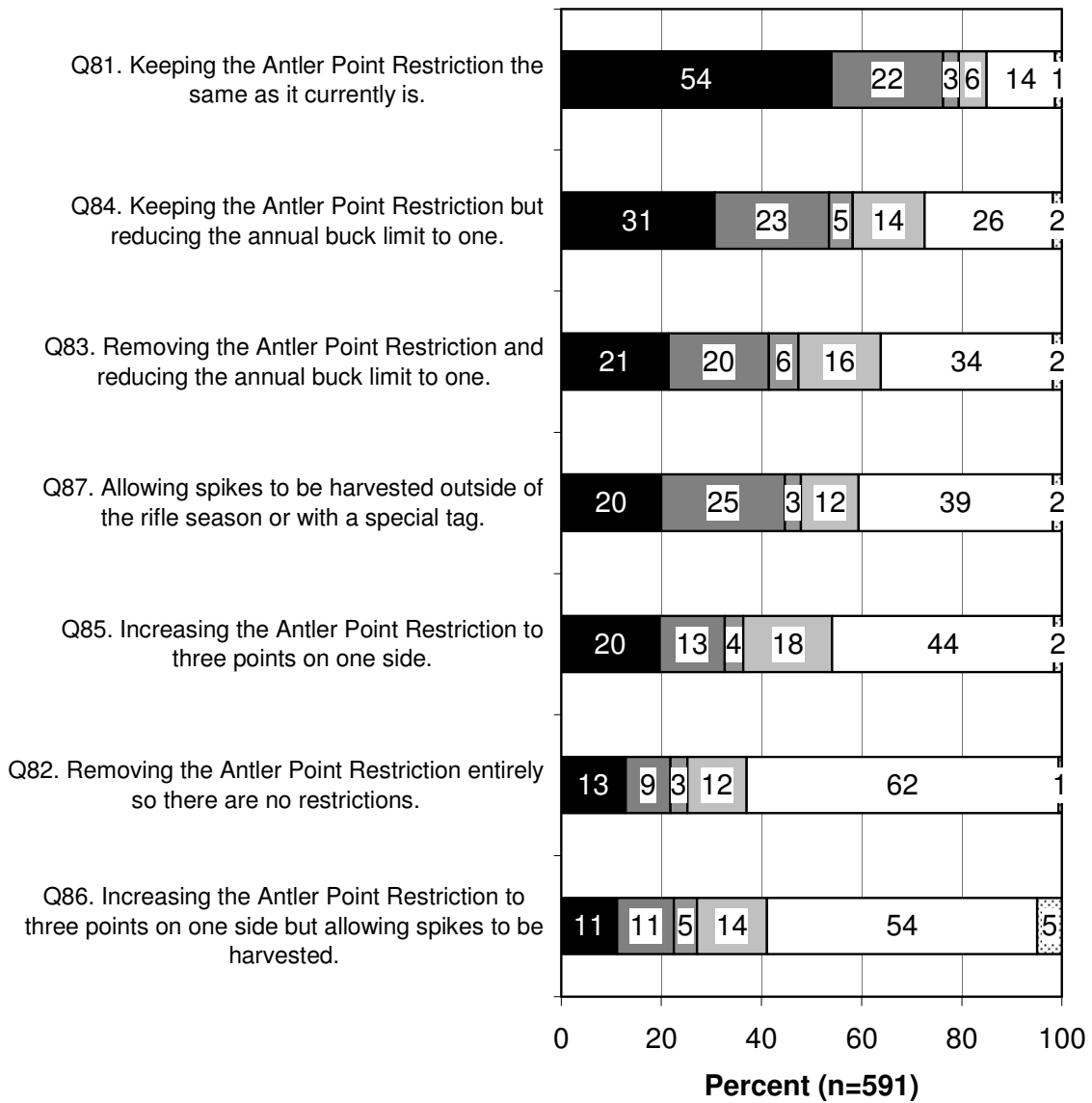
Q79. Thinking about the WMU, town, or area where you said you hunt deer most often and your hunting experiences there, do you support or oppose the current Antler Point Restriction specifically for the area? (Asked of those who hunted white-tailed deer in Vermont in the past 5 years.) (Hunter survey)



Q79. Thinking about the WMU, town, or area where you said you hunt deer most often and your hunting experiences there, do you support or oppose the current Antler Point Restriction specifically for the area? (Asked of those who hunted white-tailed deer in Vermont in the past 5 years.) (Hunter survey) (Values in percent)						
WMU Hunted Deer Most	Strongly support	Moderately support	Neither support nor oppose	Moderately oppose	Strongly oppose	Don't know
A	67	8	0	17	8	0
B	63	12	0	7	19	0
C	42	21	0	5	32	0
D	47	14	0	17	22	0
E	33	27	0	7	33	0
F	53	19	0	6	22	0
G	77	8	0	8	0	8
H	69	15	0	4	12	0
I	82	9	0	0	9	0
J	59	17	0	10	14	0
K	74	11	3	3	9	0
L	43	43	0	14	0	0
M	80	10	0	0	10	0
N	38	13	13	0	25	13
O	73	5	9	0	14	0
P	33	17	17	17	17	0
Q	100	0	0	0	0	0

Q81-87. Percent of deer hunters who would [support / oppose] each of the following options to manage for older, larger bucks. (Asked of those who hunted white-tailed deer in Vermont in the past 5 years.) (Hunter survey)

■ Strongly support ■ Moderately support ■ Neither support nor oppose ■ Moderately oppose □ Strongly oppose □ Don't know



Q81. Keeping the Antler Point Restriction the same as it currently is. (Would you support or oppose this option to manage for older, larger bucks?) (Asked of those who hunted white-tailed deer in Vermont in the past 5 years.) (Hunter survey) (Values in percent)

WMU Hunted Deer Most	Strongly support	Moderately support	Neither support nor oppose	Moderately oppose	Strongly oppose	Don't know
A	25	42	0	25	8	0
B	58	19	2	2	16	2
C	42	11	5	11	32	0
D	44	17	3	6	28	3
E	40	20	0	13	27	0
F	42	36	6	0	17	0
G	77	0	0	8	8	8
H	54	15	0	8	19	4
I	73	9	9	0	9	0
J	49	29	7	2	12	2
K	63	17	3	6	11	0
L	29	57	0	14	0	0
M	80	10	0	0	10	0
N	38	13	0	13	38	0
O	68	9	5	5	14	0
P	17	67	0	17	0	0
Q	60	20	0	0	20	0

Q82. Removing the Antler Point Restriction entirely so there are no restrictions. (Would you support or oppose this option to manage for older, larger bucks?) (Asked of those who hunted white-tailed deer in Vermont in the past 5 years.) (Hunter survey) (Values in percent)

WMU Hunted Deer Most	Strongly support	Moderately support	Neither support nor oppose	Moderately oppose	Strongly oppose	Don't know
A	33	25	8	25	8	0
B	14	0	7	7	72	0
C	21	11	0	21	47	0
D	19	11	3	8	56	3
E	33	13	7	7	40	0
F	11	11	3	25	50	0
G	23	8	0	0	62	8
H	15	12	0	27	38	8
I	9	0	0	18	73	0
J	8	8	2	14	68	0
K	14	3	3	6	74	0
L	14	14	0	29	43	0
M	20	10	0	20	50	0
N	13	25	13	13	38	0
O	23	0	9	5	64	0
P	0	33	17	17	33	0
Q	20	0	0	0	80	0

Q83. Removing the Antler Point Restriction and reducing the annual buck limit to one. (Would you support or oppose this option to manage for older, larger bucks?) (Asked of those who hunted white-tailed deer in Vermont in the past 5 years.) (Hunter survey) (Values in percent)

WMU Hunted Deer Most	Strongly support	Moderately support	Neither support nor oppose	Moderately oppose	Strongly oppose	Don't know
A	42	25	17	17	0	0
B	28	28	5	12	28	0
C	37	16	11	5	32	0
D	14	28	8	22	28	0
E	20	40	0	13	27	0
F	17	31	0	22	28	3
G	23	8	8	8	54	0
H	27	15	4	19	27	8
I	9	9	9	9	55	9
J	17	19	7	17	39	2
K	23	11	6	14	46	0
L	29	29	0	14	29	0
M	40	0	0	20	40	0
N	38	13	25	13	13	0
O	14	5	18	5	59	0
P	0	50	0	17	33	0
Q	20	40	0	0	40	0

Q84. Keeping the Antler Point Restriction but reducing the annual buck limit to one. (Would you support or oppose this option to manage for older, larger bucks?) (Asked of those who hunted white-tailed deer in Vermont in the past 5 years.) (Hunter survey) (Values in percent)

WMU Hunted Deer Most	Strongly support	Moderately support	Neither support nor oppose	Moderately oppose	Strongly oppose	Don't know
A	58	33	8	0	0	0
B	28	37	5	5	23	2
C	21	26	0	5	47	0
D	22	31	3	19	22	3
E	20	20	0	20	40	0
F	28	36	6	14	17	0
G	31	15	0	15	38	0
H	31	19	0	19	23	8
I	36	18	18	0	27	0
J	31	22	7	14	24	3
K	31	11	11	20	26	0
L	43	29	0	14	14	0
M	40	10	0	20	30	0
N	38	13	25	13	13	0
O	27	9	9	9	45	0
P	17	50	0	0	33	0
Q	20	20	0	60	0	0

Q85. Increasing the Antler Point Restriction to three points on one side. (Would you support or oppose this option to manage for older, larger bucks?) (Asked of those who hunted white-tailed deer in Vermont in the past 5 years.) (Hunter survey) (Values in percent)

WMU Hunted Deer Most	Strongly support	Moderately support	Neither support nor oppose	Moderately oppose	Strongly oppose	Don't know
A	58	25	0	8	8	0
B	16	14	9	19	42	0
C	21	11	5	5	58	0
D	25	8	0	17	44	6
E	13	0	7	7	73	0
F	28	14	0	14	44	0
G	23	15	0	15	46	0
H	19	8	0	19	50	4
I	9	9	18	0	64	0
J	31	12	2	14	41	2
K	14	11	3	20	51	0
L	0	29	0	14	57	0
M	10	20	0	20	50	0
N	38	13	0	0	50	0
O	18	9	5	32	32	5
P	17	0	0	50	33	0
Q	0	20	20	40	20	0

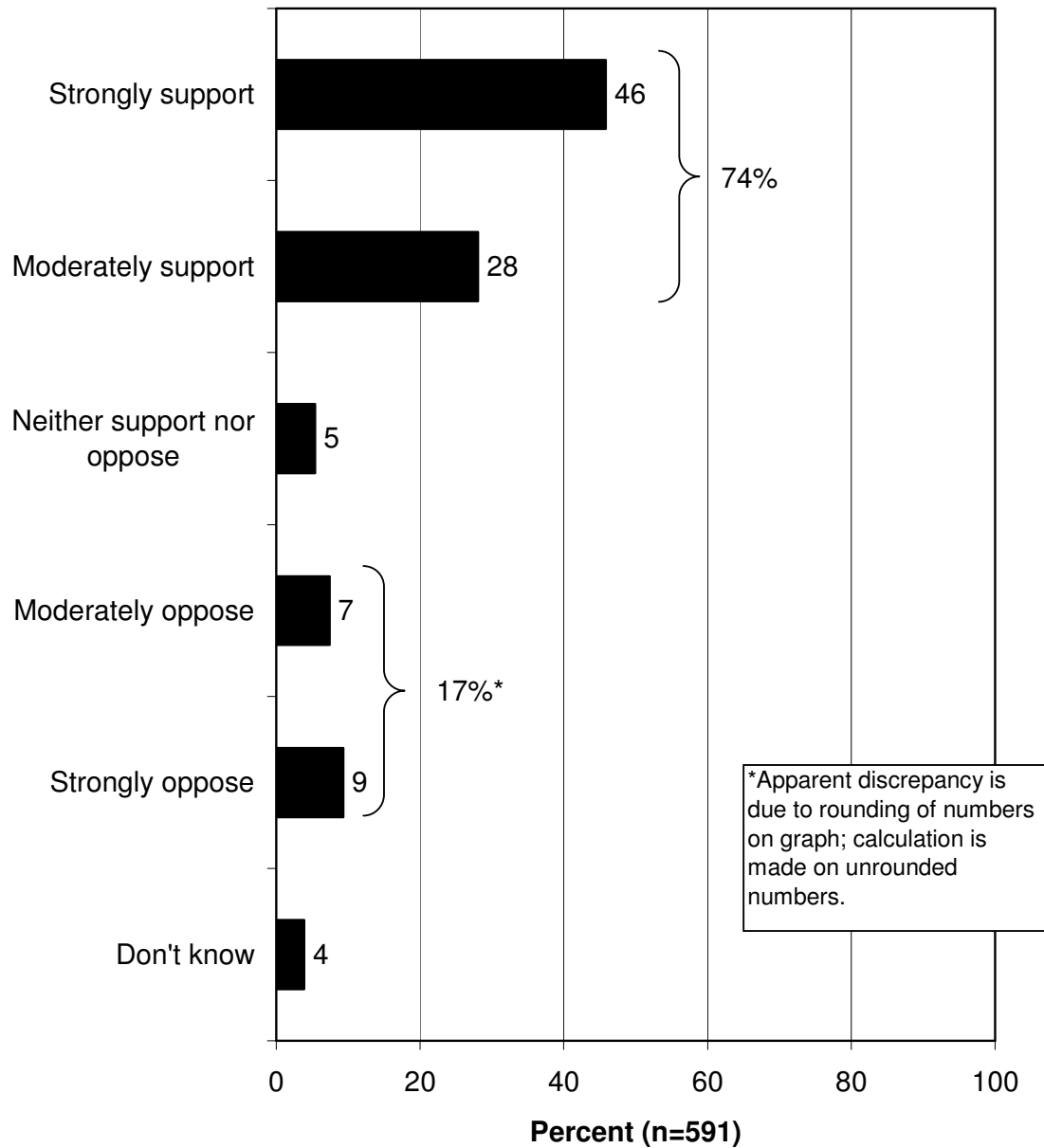
Q86. Increasing the Antler Point Restriction to three points on one side but allowing spikes to be harvested. (Would you support or oppose this option to manage for older, larger bucks?) (Asked of those who hunted white-tailed deer in Vermont in the past 5 years.) (Hunter survey) (Values in percent)

WMU Hunted Deer Most	Strongly support	Moderately support	Neither support nor oppose	Moderately oppose	Strongly oppose	Don't know
A	50	25	25	0	0	0
B	9	12	5	19	56	0
C	32	0	0	5	63	0
D	19	11	0	17	50	3
E	0	20	0	7	73	0
F	19	14	3	8	53	3
G	8	8	0	31	54	0
H	4	23	0	23	38	12
I	0	9	0	9	73	9
J	7	10	5	10	59	8
K	9	3	6	6	69	9
L	0	0	0	14	86	0
M	10	0	10	20	60	0
N	38	0	0	25	25	13
O	5	5	14	5	73	0
P	0	0	33	33	33	0
Q	20	0	0	60	20	0

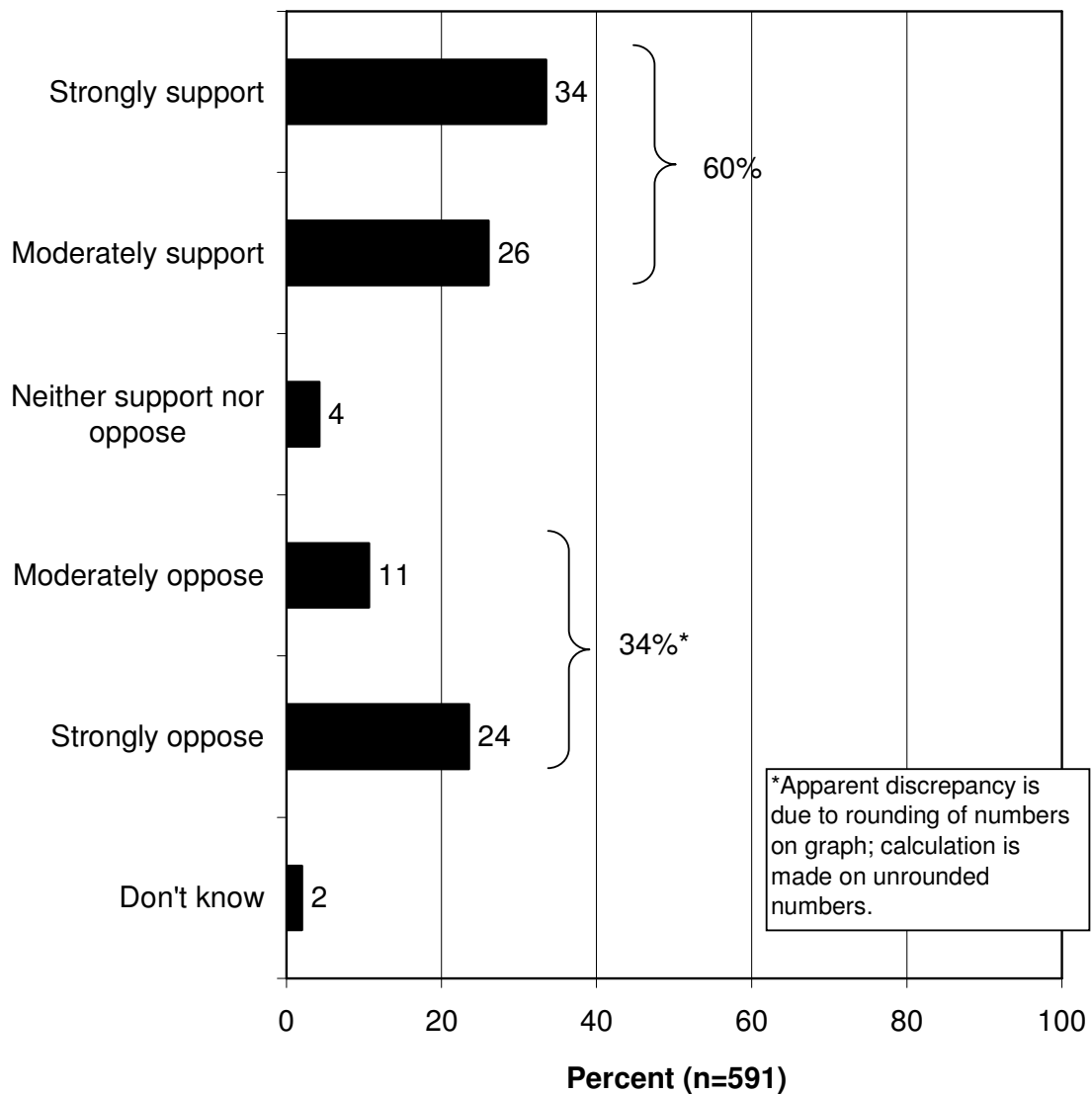
Q87. Allowing spikes to be harvested outside of the rifle season or with a special tag. (Would you support or oppose this option to manage for older, larger bucks?) (Asked of those who hunted white-tailed deer in Vermont in the past 5 years.) (Hunter survey) (Values in percent)

WMU Hunted Deer Most	Strongly support	Moderately support	Neither support nor oppose	Moderately oppose	Strongly oppose	Don't know
A	42	25	17	17	0	0
B	9	28	0	9	51	2
C	42	11	0	21	26	0
D	25	33	0	14	28	0
E	13	27	7	20	33	0
F	33	25	3	8	28	3
G	15	38	0	8	38	0
H	27	23	4	12	31	4
I	9	9	9	9	64	0
J	19	17	3	12	42	7
K	11	17	6	6	57	3
L	0	14	0	29	57	0
M	30	10	0	30	30	0
N	50	25	0	13	13	0
O	27	23	0	5	45	0
P	0	50	17	17	17	0
Q	20	0	0	60	20	0

**Q88. Regardless of the strategy or method used, do you support or oppose management specifically in the WMU or area you hunt deer most often to increase the number of older, larger bucks? (Asked of those who hunted white-tailed deer in Vermont in the past 5 years.)
(Hunter survey)**



Q89. Would you support or oppose a regional approach to deer management, meaning deer hunting regulations—such as, but not limited to, the Antler Point Restriction—may differ from one area of Vermont to another based on local differences in habitat, climate, and hunting conditions? (Asked of those who hunted white-tailed deer in Vermont in the past 5 years.) (Hunter survey)



Q89. Would you support or oppose a regional approach to deer management, meaning deer hunting regulations—such as, but not limited to, the Antler Point Restriction—may differ from one area of Vermont to another based on local differences in habitat, climate, and hunting conditions? (Asked of those who hunted white-tailed deer in Vermont in the past 5 years.)
(Hunter survey) (Values in percent)

WMU Hunted Deer Most	Strongly support	Moderately support	Neither support nor oppose	Moderately oppose	Strongly oppose	Don't know
A	42	25	8	17	8	0
B	28	28	9	9	23	2
C	47	16	0	5	32	0
D	42	22	3	3	31	0
E	47	40	0	0	7	7
F	47	22	6	3	17	6
G	23	23	8	15	31	0
H	15	35	4	8	35	4
I	18	18	0	9	55	0
J	32	20	8	14	25	0
K	29	17	3	11	31	9
L	14	71	0	0	14	0
M	40	40	0	10	10	0
N	63	0	13	13	13	0
O	41	9	0	9	32	9
P	33	67	0	0	0	0
Q	0	100	0	0	0	0

Deer Hunting Seasons

- Deer hunters were read the following: “Currently the archery season is 28 days in October and into early November, as well as 9 days that occur at the same time as muzzleloader season in December.”
 - Deer hunters are nearly evenly split between those who would support making the archery deer season longer (47%) and those who would oppose it (45%).

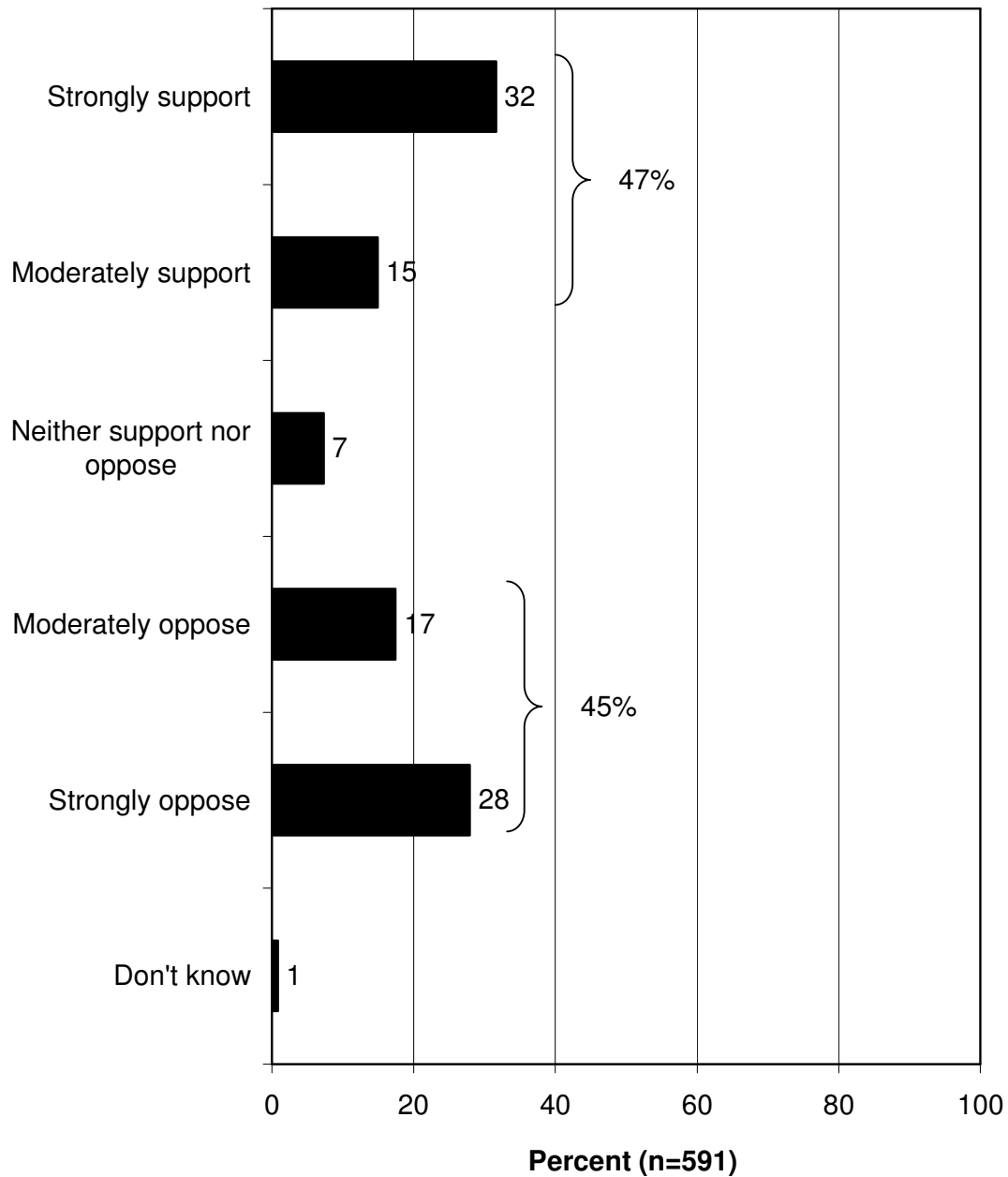
- Next, deer hunters were read this statement: “Currently, crossbows are not generally permitted during archery deer season; however, crossbows are legal for deer hunting if the hunter is 50 years old or older or if the hunter has a temporary or permanent disability.”
 - There is substantially more opposition to (59%) than support for (38%) making it legal for all hunters to use crossbows during the archery deer season.

- There is more opposition to (54%) than support for (42%) an early antlerless-only firearm deer season with a limited number of permits that allows the use of rifles.

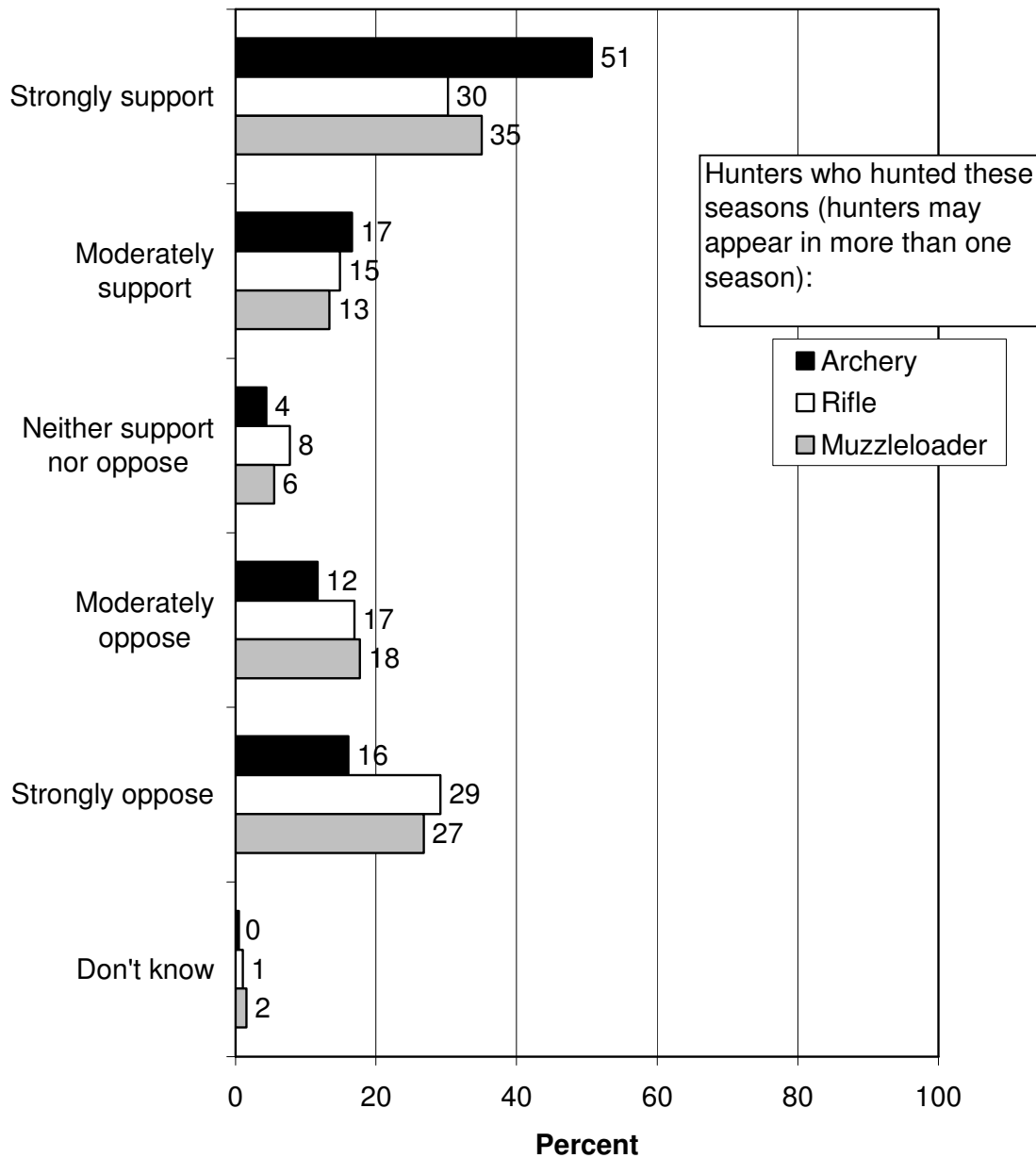
- A slight majority of deer hunters (54%) would support an early antlerless-only firearm deer season with a limited number of permits that allows the use of muzzleloaders, compared to 40% who would oppose the regulation.

- There is more opposition to (55%) than support for (43%) allowing first-time hunters of any age to hunt deer during the youth deer weekend.

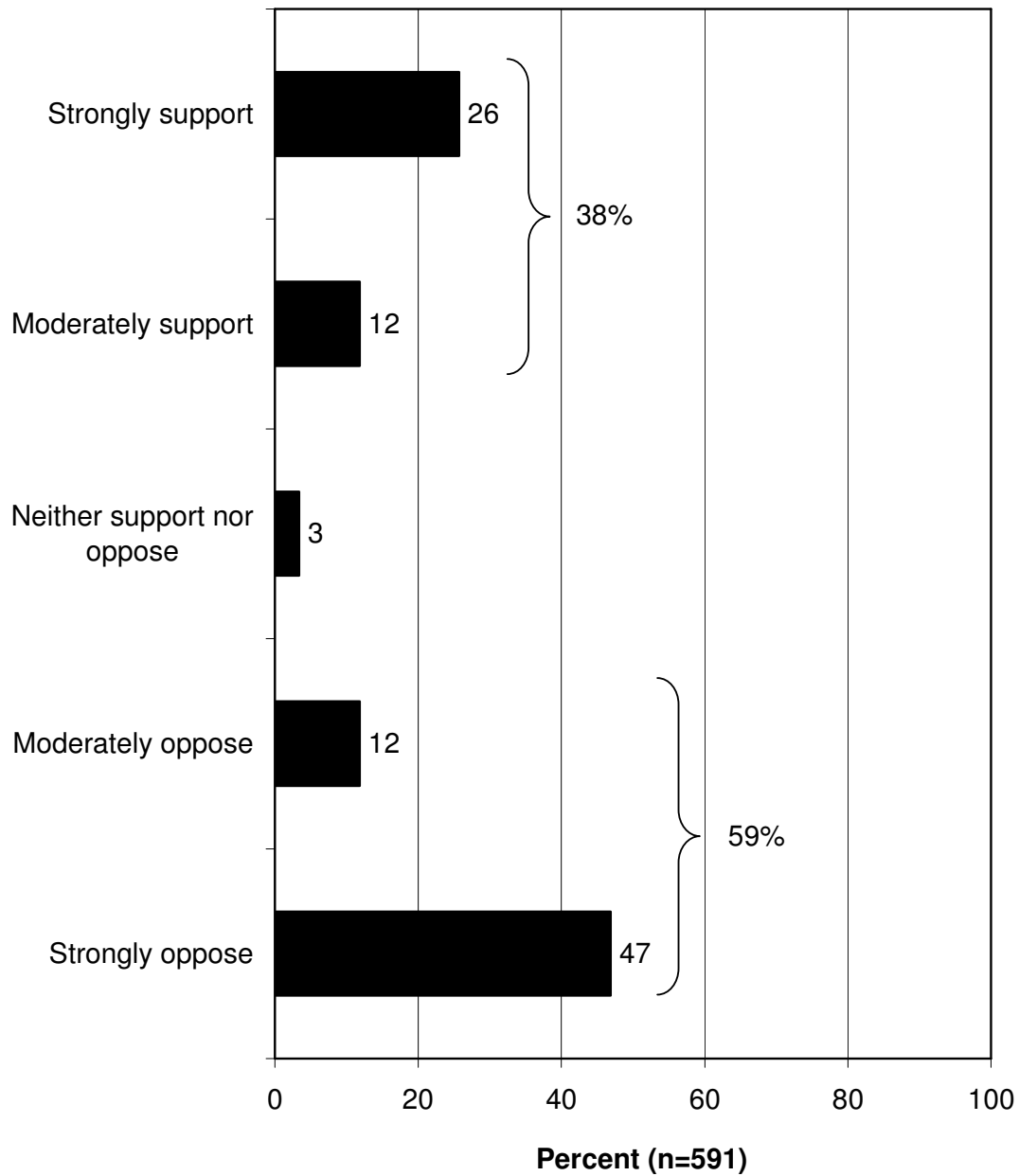
**Q91. Would you support or oppose making the archery deer season longer? (Asked of those who hunted white-tailed deer in Vermont in the past 5 years.)
(Hunter survey)**



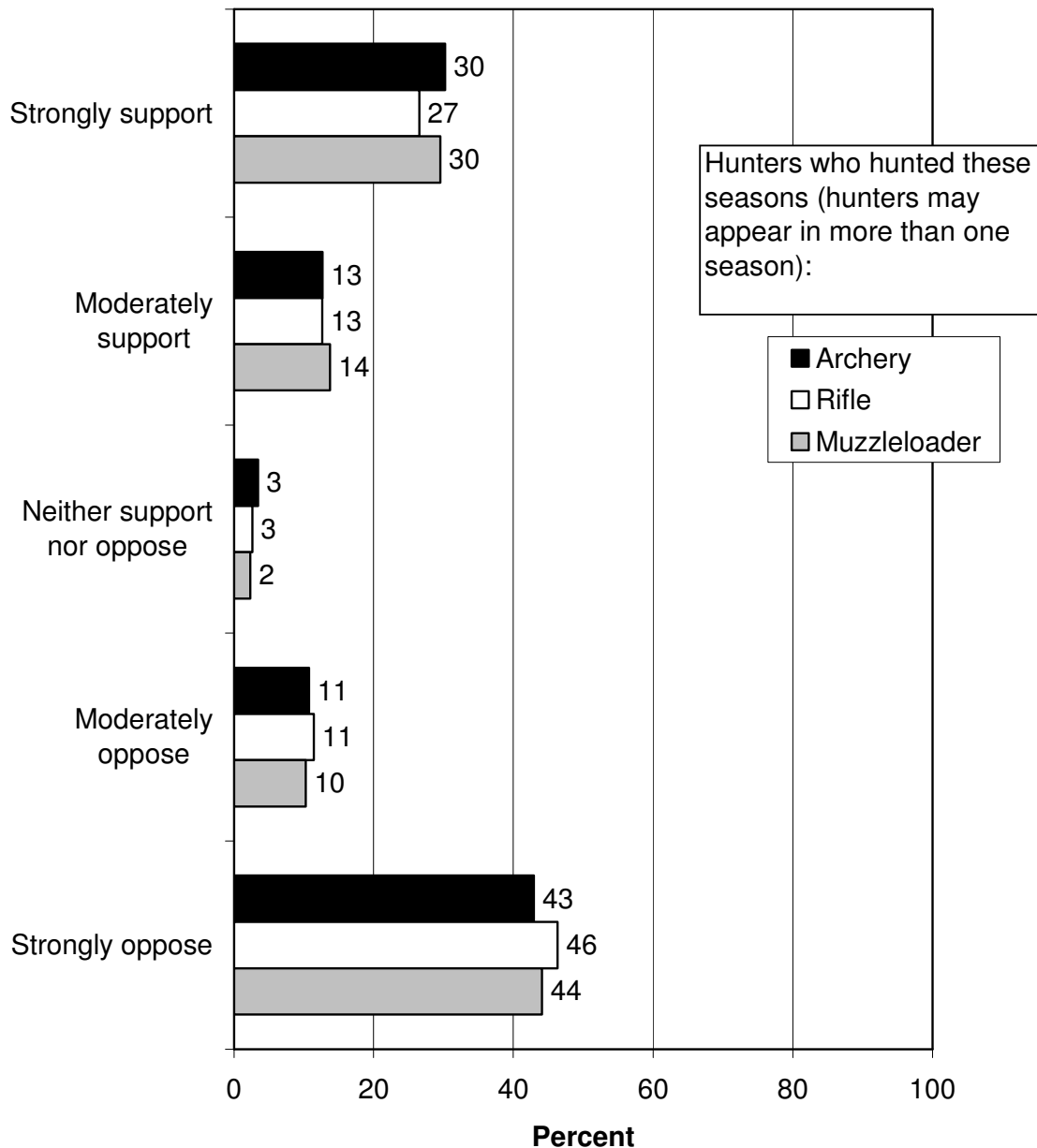
Q91. Would you support or oppose making the archery deer season longer? (Asked of those who hunted white-tailed deer in Vermont in the past 5 years.) (Hunter survey)



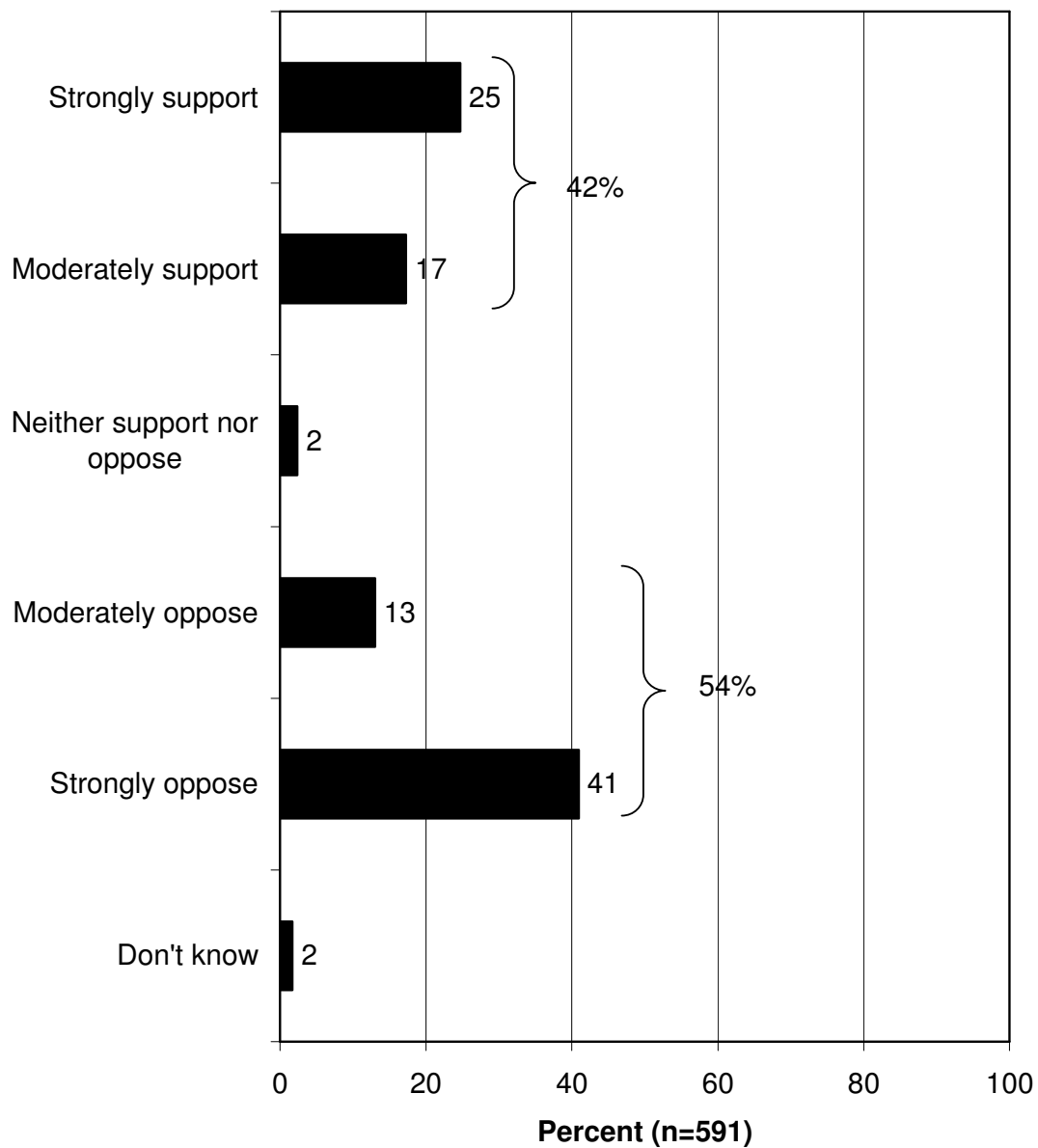
**Q92. Would you support or oppose making it legal for all hunters to use crossbows to hunt during the archery deer season? (Asked of those who hunted white-tailed deer in Vermont in the past 5 years.)
(Hunter survey)**



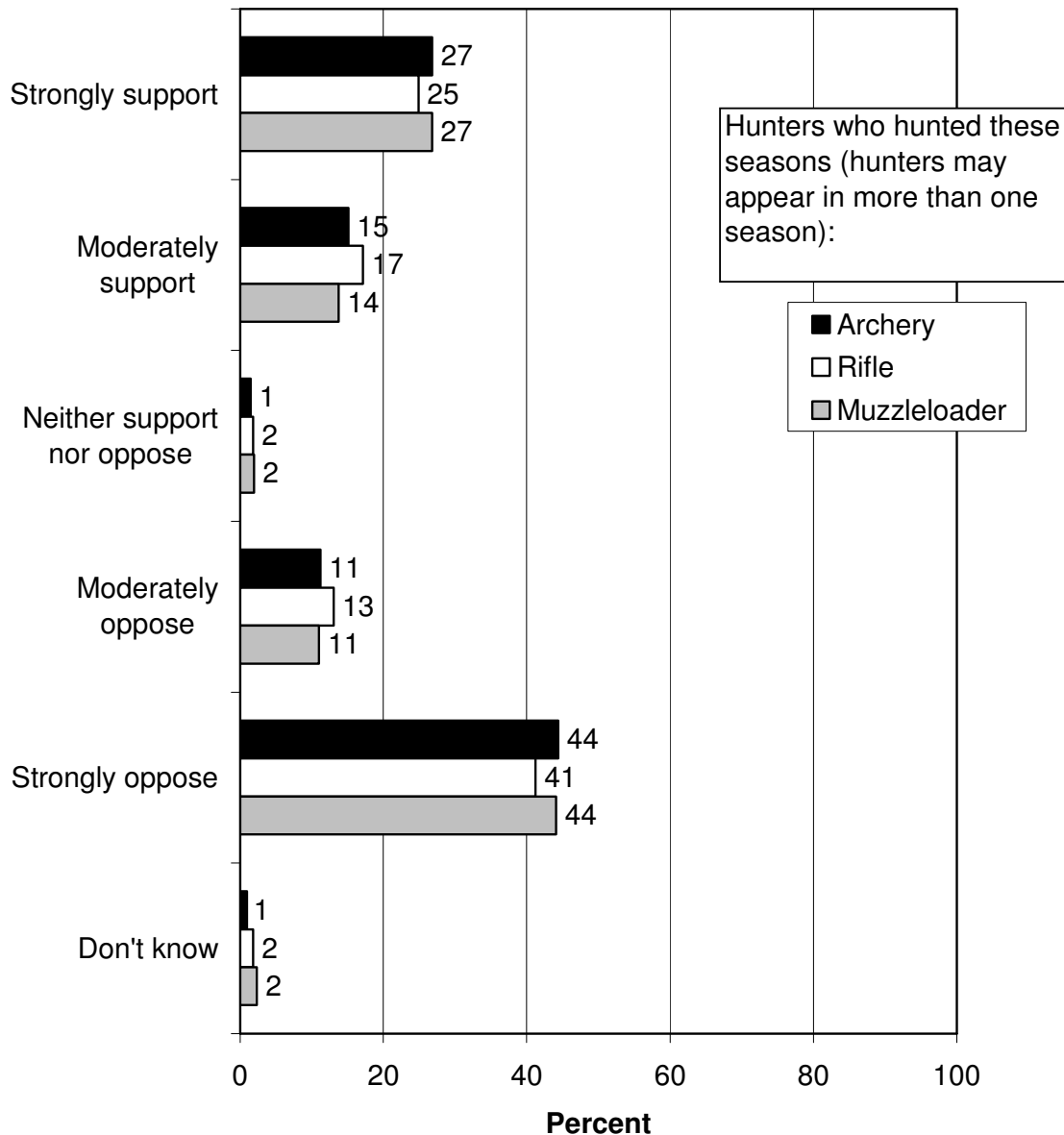
**Q92. Would you support or oppose making it legal for all hunters to use crossbows to hunt during the archery deer season? (Asked of those who hunted white-tailed deer in Vermont in the past 5 years.)
(Hunter survey)**



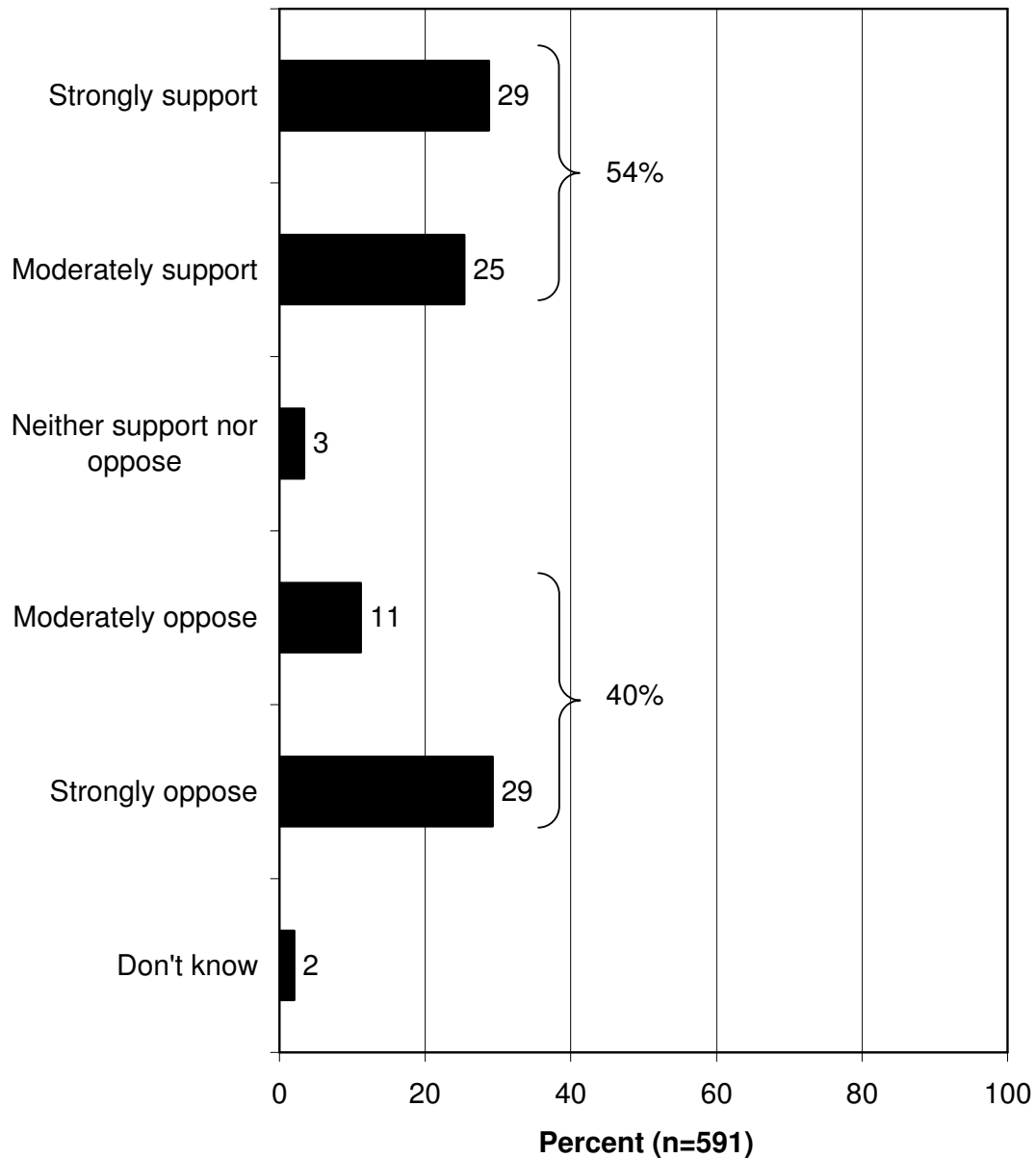
**Q93. Would you support or oppose an early antlerless-only firearm deer season with a limited number of permits that allows the use of rifles?
(Asked of those who hunted white-tailed deer in Vermont in the past 5 years.)
(Hunter survey)**



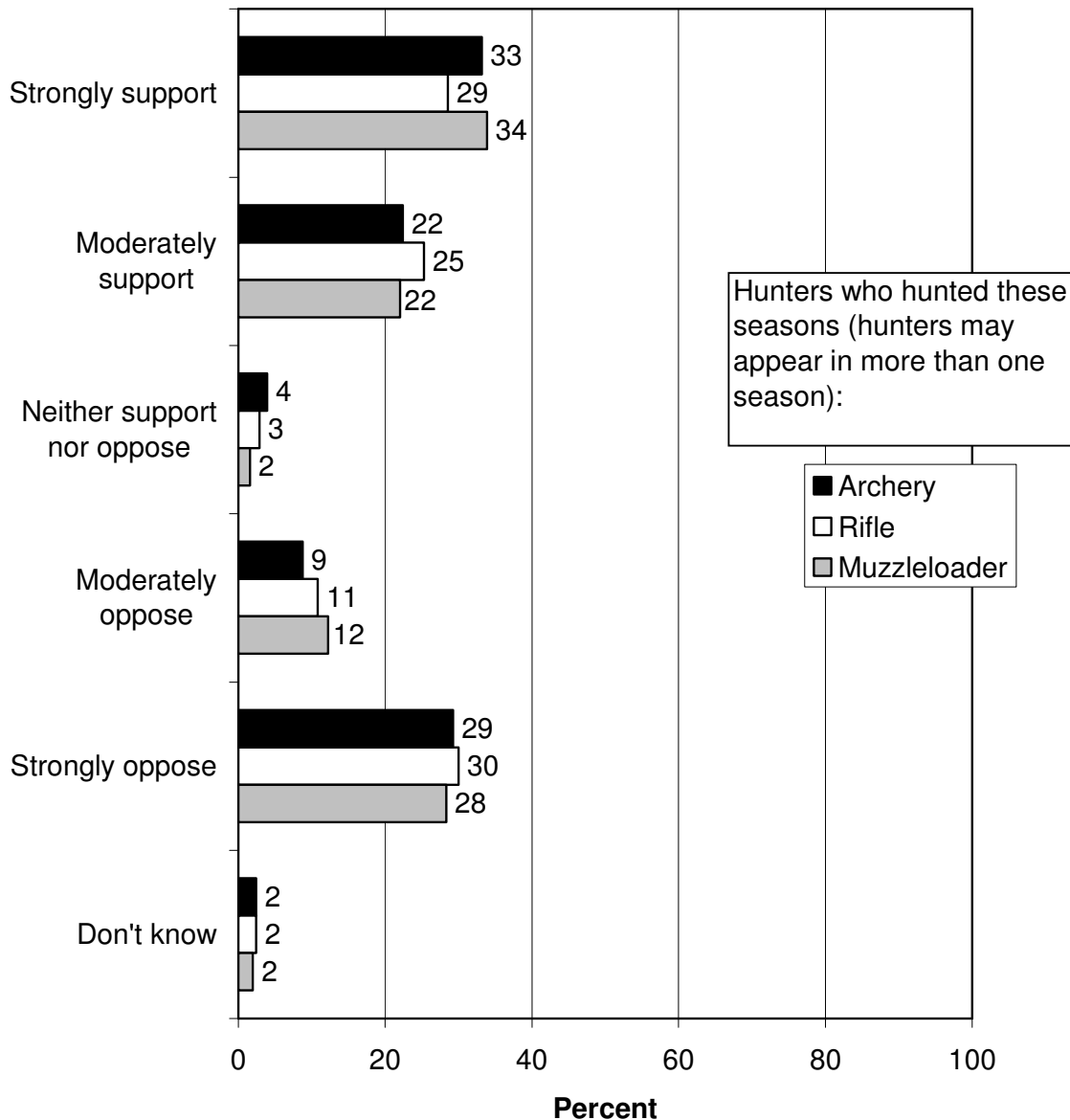
**Q93. Would you support or oppose an early antlerless-only firearm deer season with a limited number of permits that allows the use of rifles?
(Asked of those who hunted white-tailed deer in Vermont in the past 5 years.)
(Hunter survey)**



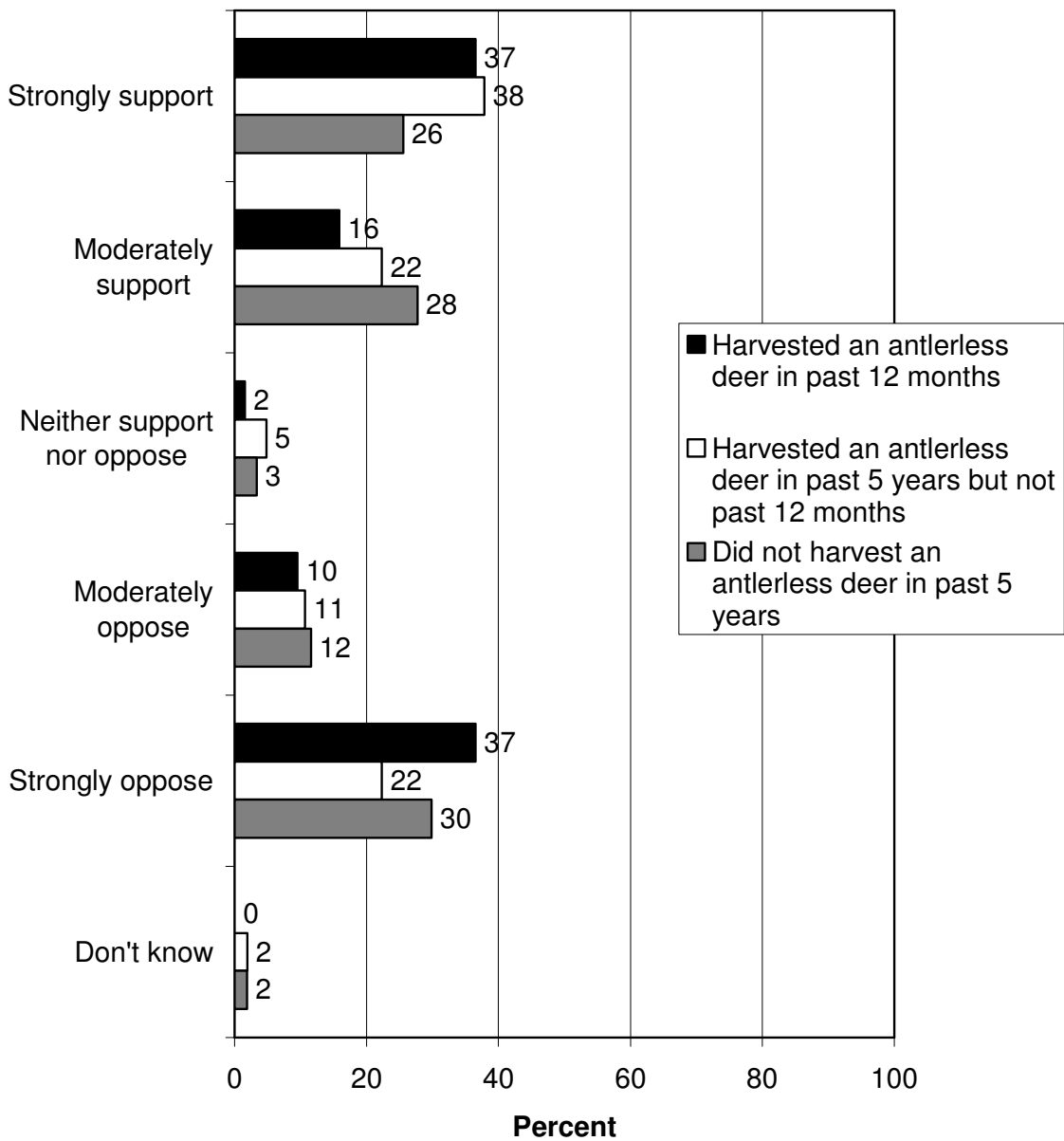
**Q94. Would you support or oppose an early antlerless-only firearm deer season with a limited number of permits that only allows the use of muzzleloaders? (Asked of those who hunted white-tailed deer in Vermont in the past 5 years.)
(Hunter survey)**



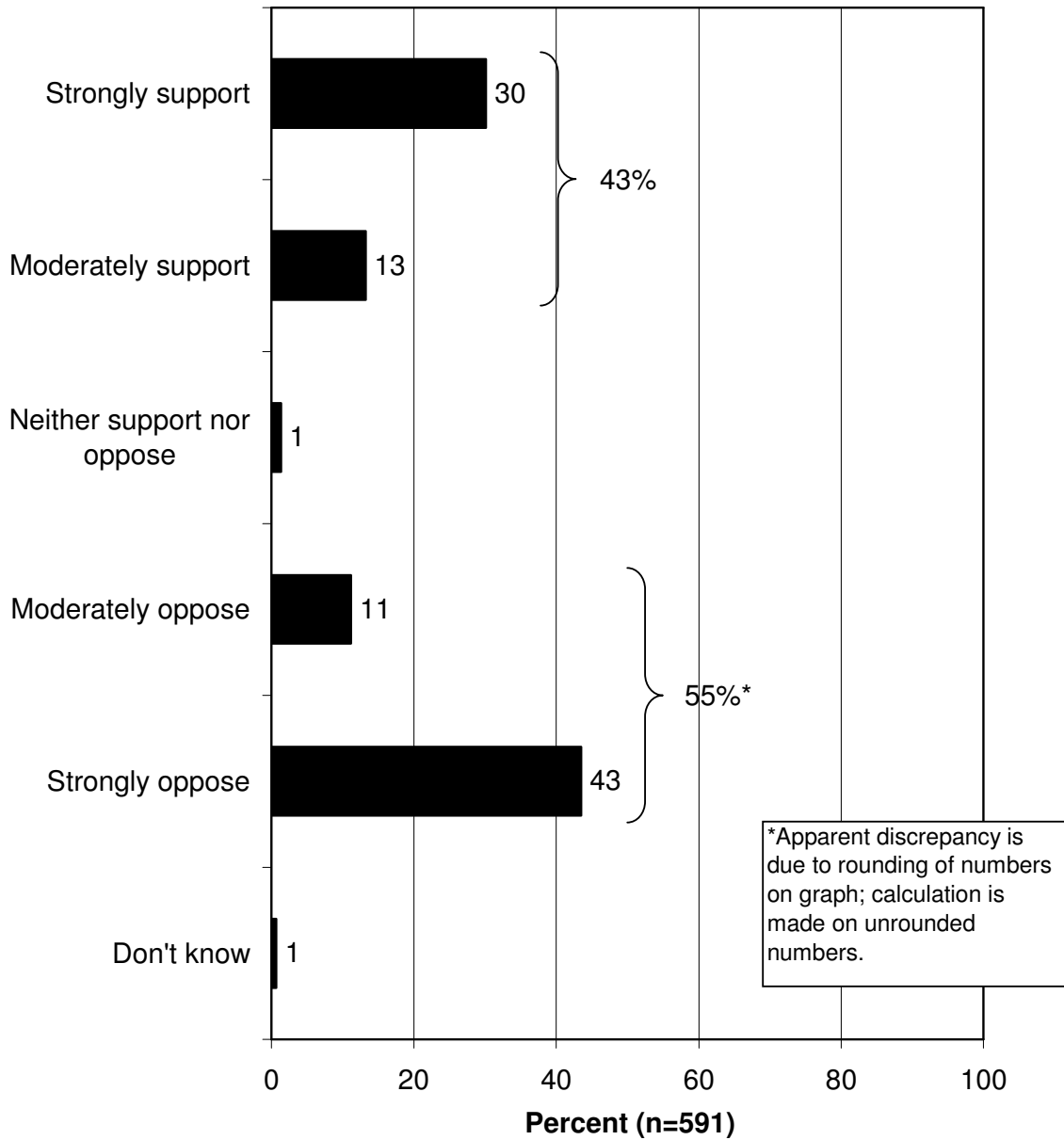
Q94. Would you support or oppose an early antlerless-only firearm deer season with a limited number of permits that only allows the use of muzzleloaders? (Asked of those who hunted white-tailed deer in Vermont in the past 5 years.) (Hunter survey)



**Q94. Would you support or oppose an early antlerless-only firearm deer season with a limited number of permits that only allows the use of muzzleloaders? (Asked of those who hunted white-tailed deer in Vermont in the past 5 years.)
(Hunter survey)**



**Q95. Would you support or oppose allowing first-time, new hunters of any age to hunt deer during the youth deer weekend? (Asked of those who hunted white-tailed deer in Vermont in the past 5 years.)
(Hunter survey)**



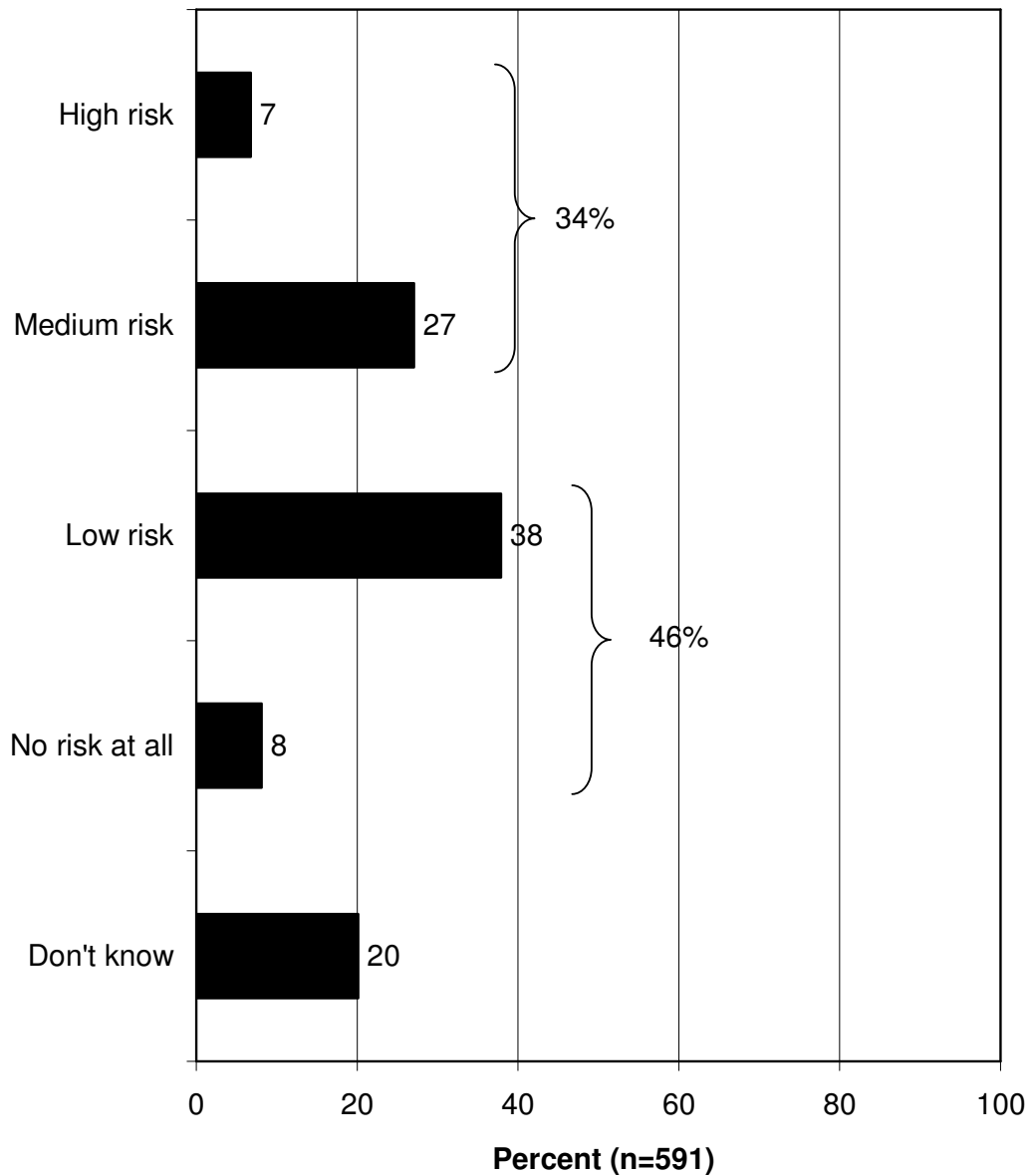
Chronic Wasting Disease

- About a third of deer hunters (34%) think there is a *high* or *medium risk* of Chronic Wasting Disease (CWD) in the Vermont deer population, compared to 46% who think there is a *low risk* or *no risk at all*. Note that a fairly large percentage (20%) did not know.

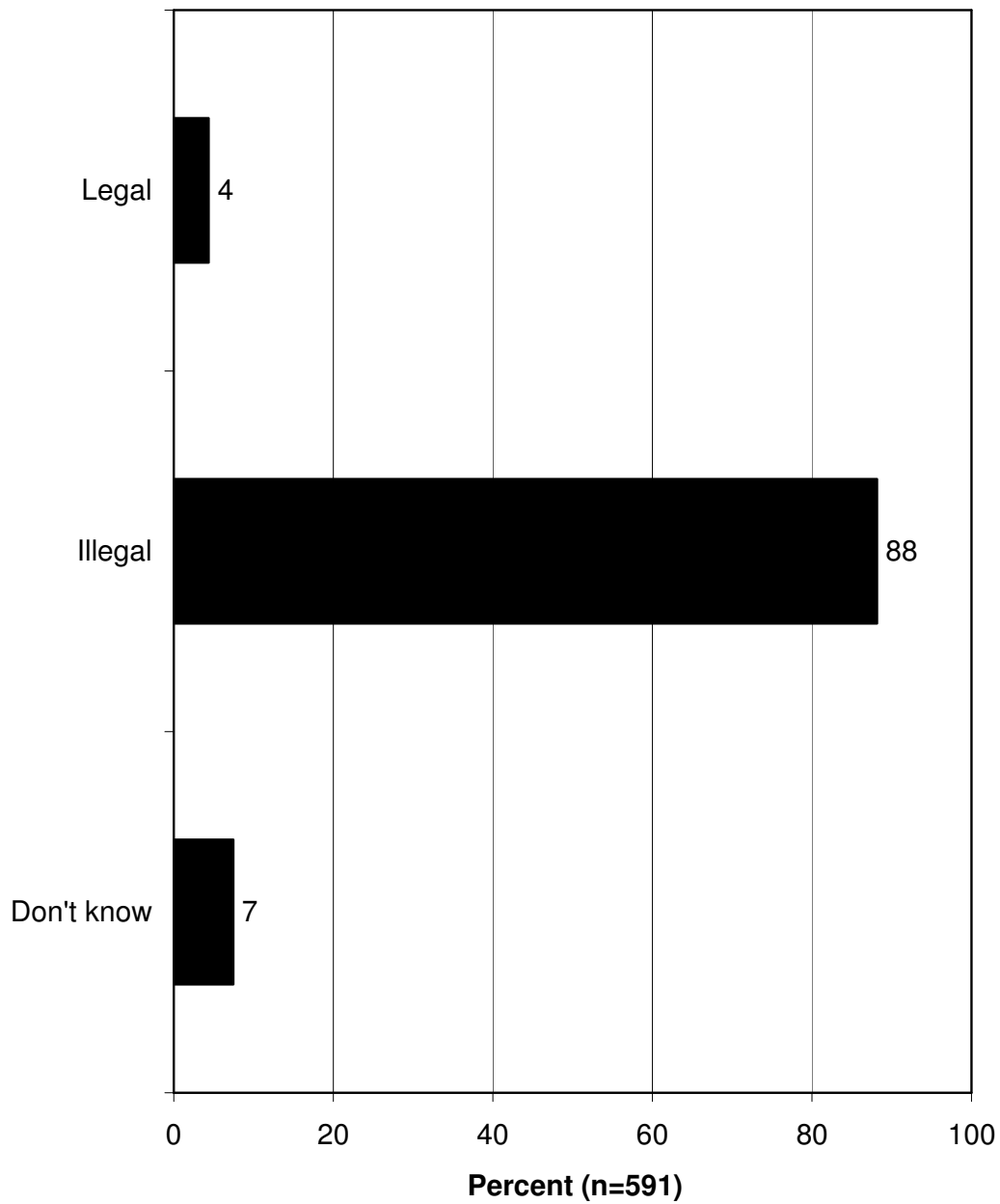
- Deer hunters were asked about two actions that are illegal due to the risk of spreading CWD and other infectious diseases.
 - Most deer hunters (88%) think it is illegal to bring deer carcasses into Vermont from states where CWD is a concern.
 - Similarly, a majority of deer hunters (74%) think it is illegal to use urine-based deer lures in Vermont, compared to 16% who think it is legal.

- A slight majority of deer hunters (54%) would support a ban on bringing deer carcasses into Vermont from all other states, even states where CWD has not been detected. However, 37% would oppose.

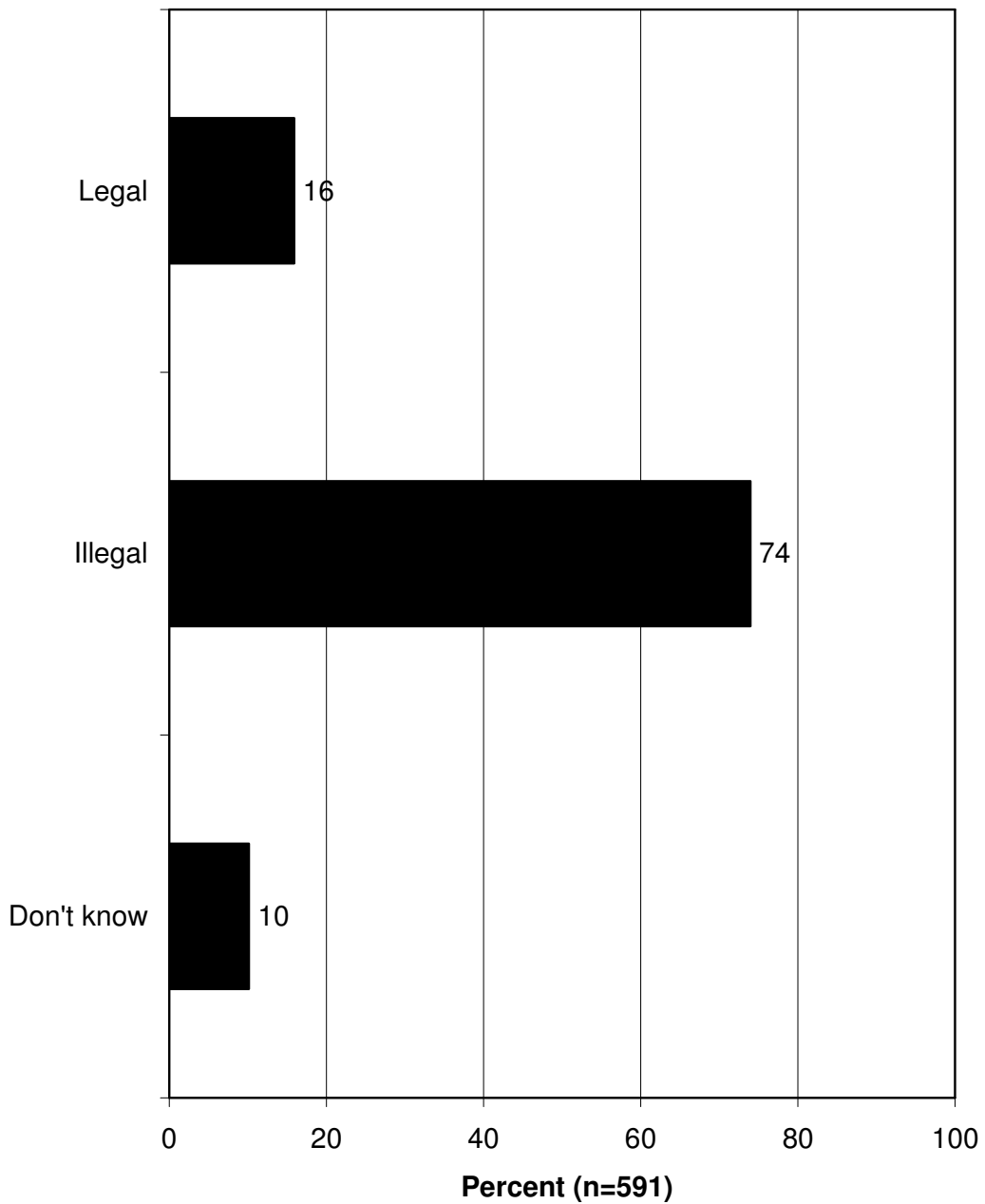
Q96. How would you rate the Vermont deer population's risk for Chronic Wasting Disease, also called CWD? Would you say the Vermont deer population is at a high risk, a medium risk, a low risk, or no risk at all for Chronic Wasting Disease? (Asked of those who hunted white-tailed deer in Vermont in the past 5 years.) (Hunter survey)



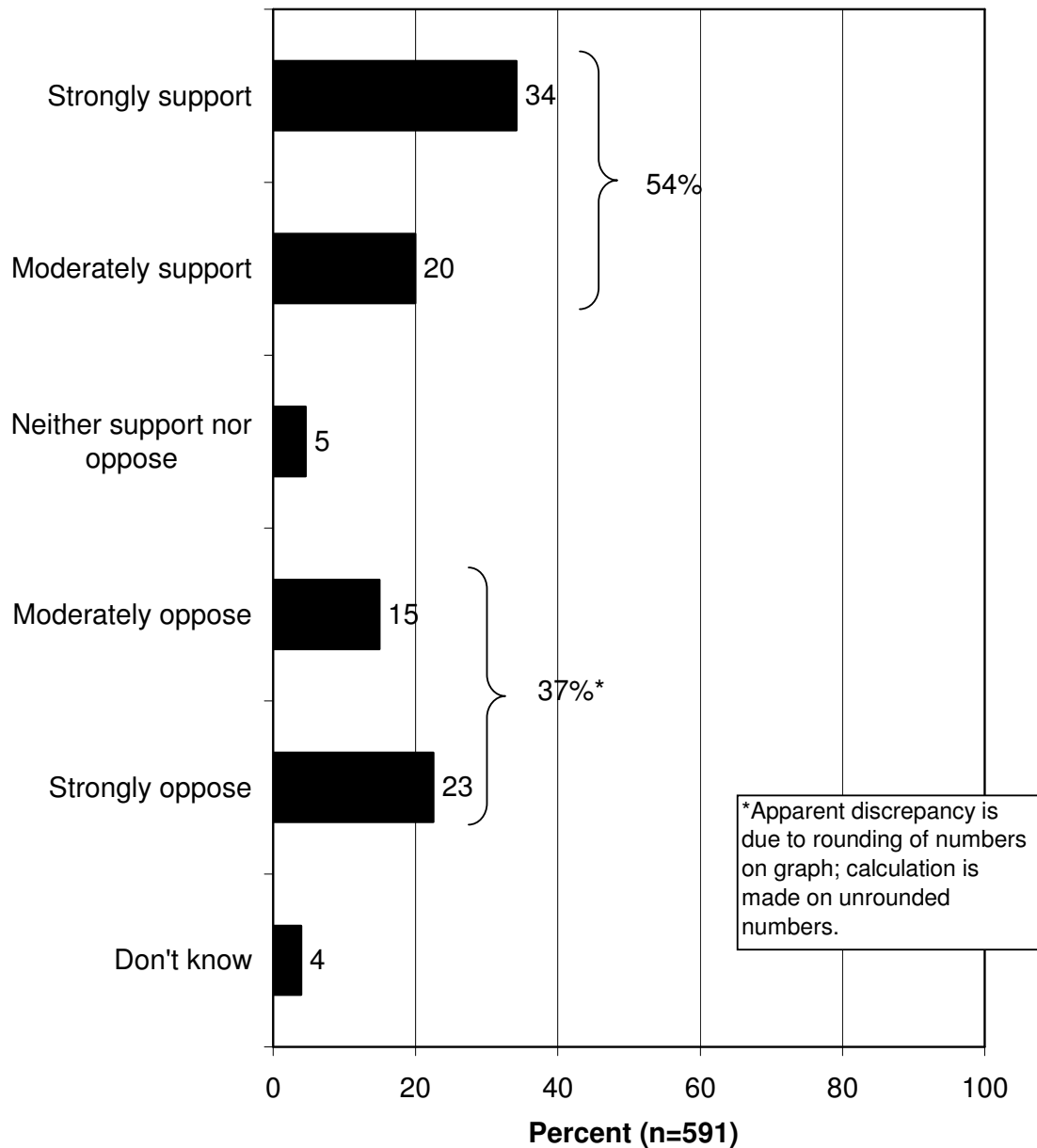
**Q98. Do you think it is legal or illegal to bring deer carcasses into Vermont from states where CWD is a concern? (Asked of those who hunted white-tailed deer in Vermont in the past 5 years.)
(Hunter survey)**



**Q99. Do you think it is legal or illegal use urine-based deer lures in Vermont? (Asked of those who hunted white-tailed deer in Vermont in the past 5 years.)
(Hunter survey)**



**Q101. Would you support or oppose a ban on bringing deer carcasses into Vermont from all other states, even states where CWD has not yet been detected? (Asked of those who hunted white-tailed deer in Vermont in the past 5 years.)
(Hunter survey)**

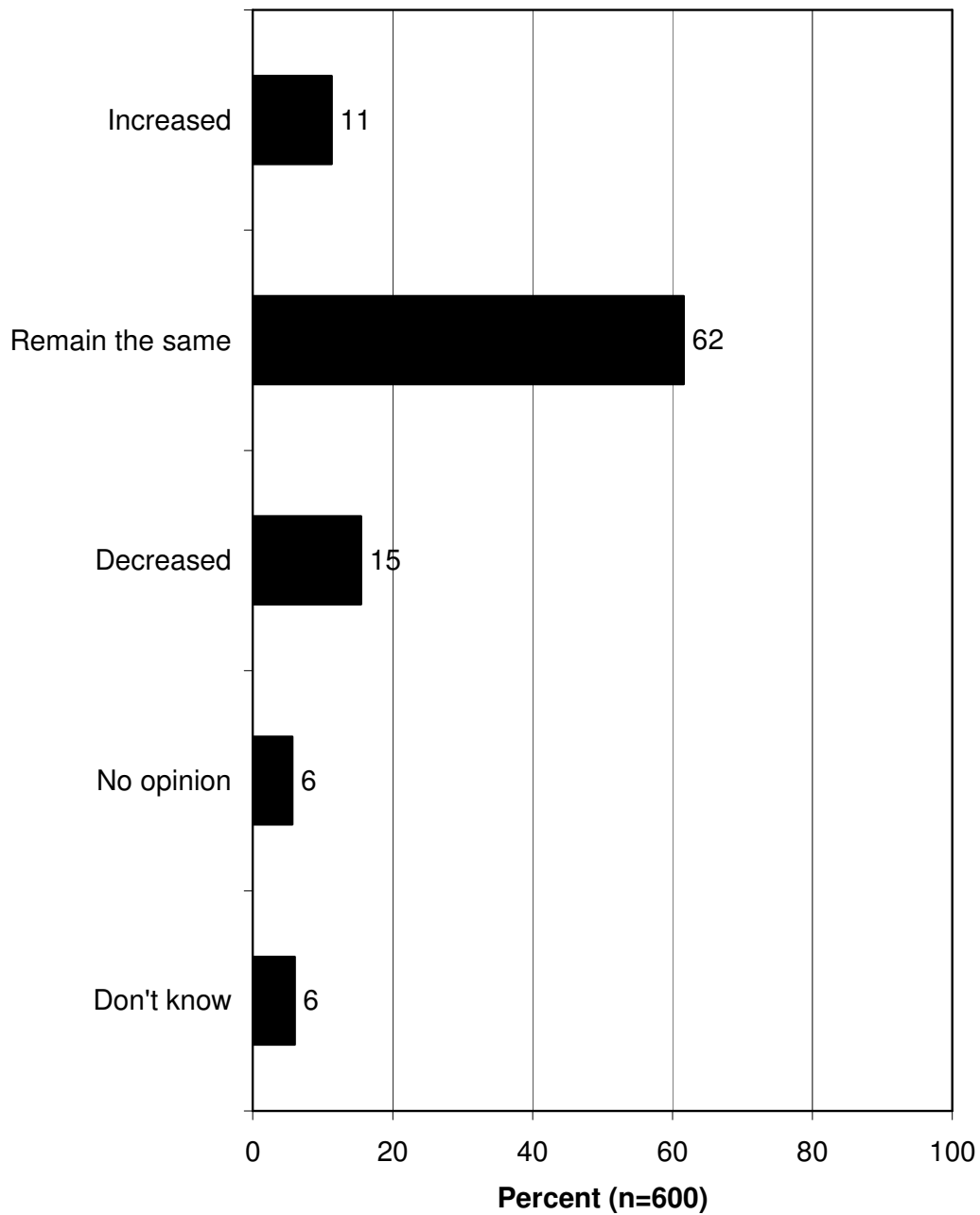


TURKEY HUNTING AND MANAGEMENT

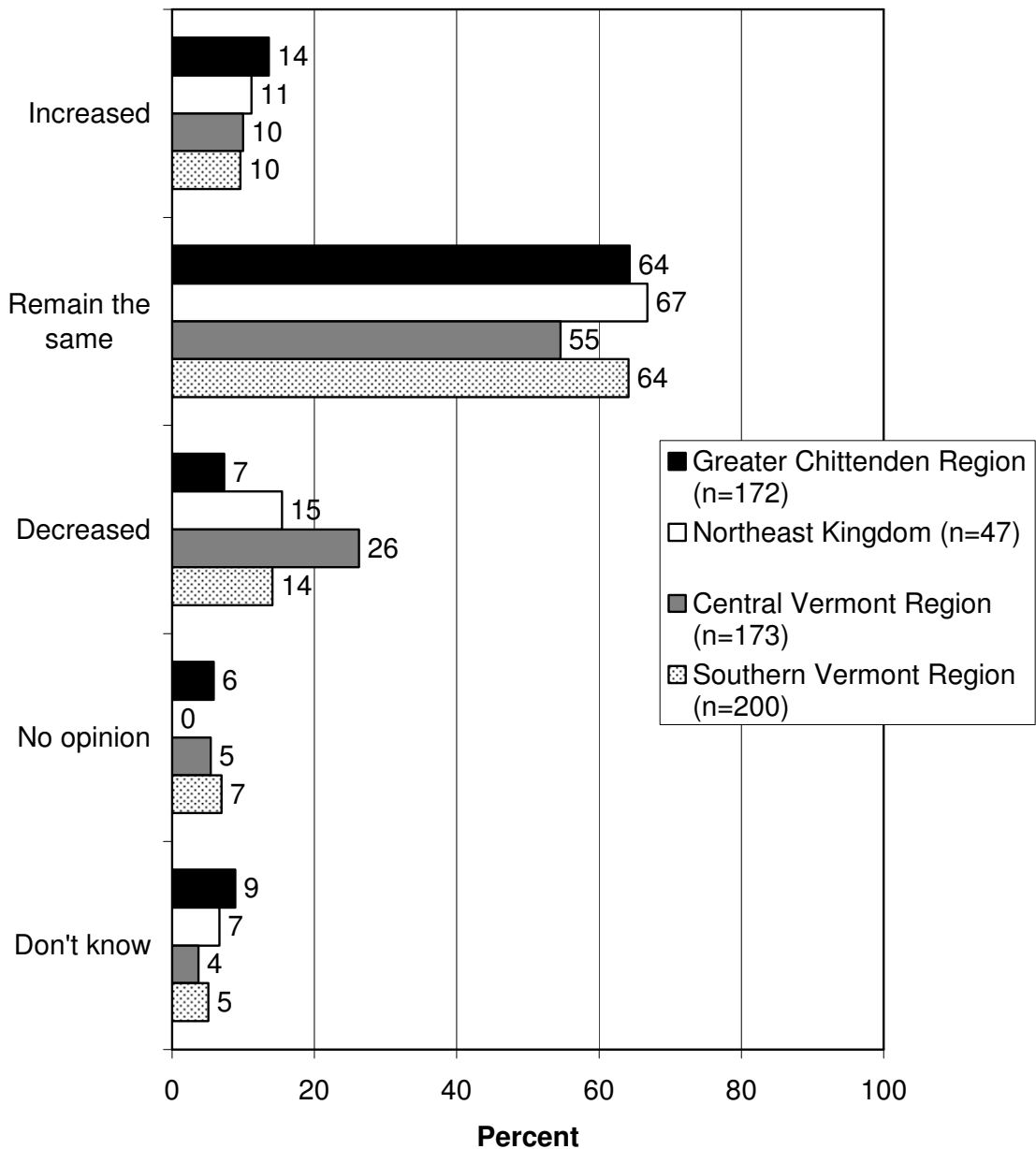
RESIDENT SURVEY

- A solid majority of Vermont residents (62%) want to see the wild turkey population in their county remain the same; nonetheless, 11% want to see it increased, and 15% want to see it decreased.
 - The most common reasons for wanting the wild turkey population increased are to improve the chance of seeing a wild turkey, to improve hunter success rates, and because the ecosystem needs more wild turkey.
 - The most common reasons for wanting the wild turkey population decreased are to reduce wild turkey-human conflicts and because the ecosystem needs fewer wild turkeys or they are overpopulated.
 - Central Vermont Region residents are more likely than those in other regions to want the wild turkey population decreased.

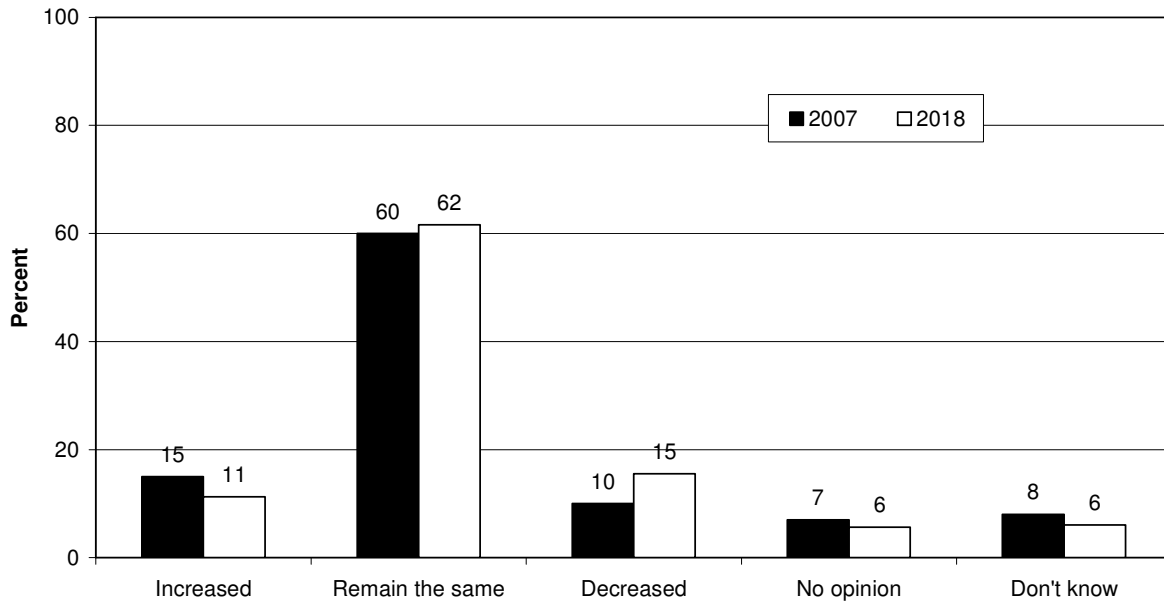
**Q64. In your opinion, should the wild turkey population in your county be increased, remain the same, or be decreased?
(VT residents)**



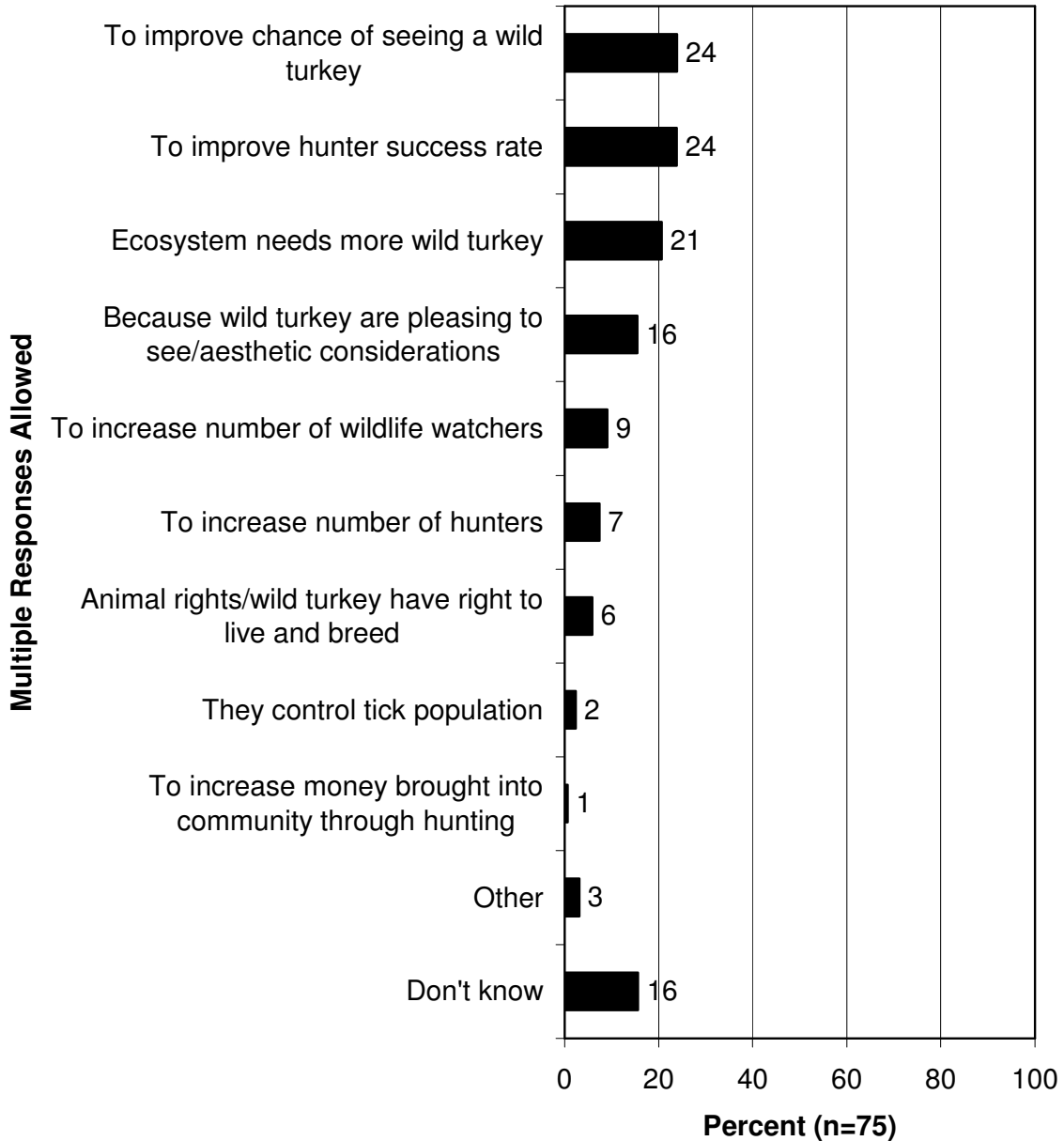
**Q64. In your opinion, should the wild turkey population in your county be increased, remain the same, or be decreased?
(VT residents)**



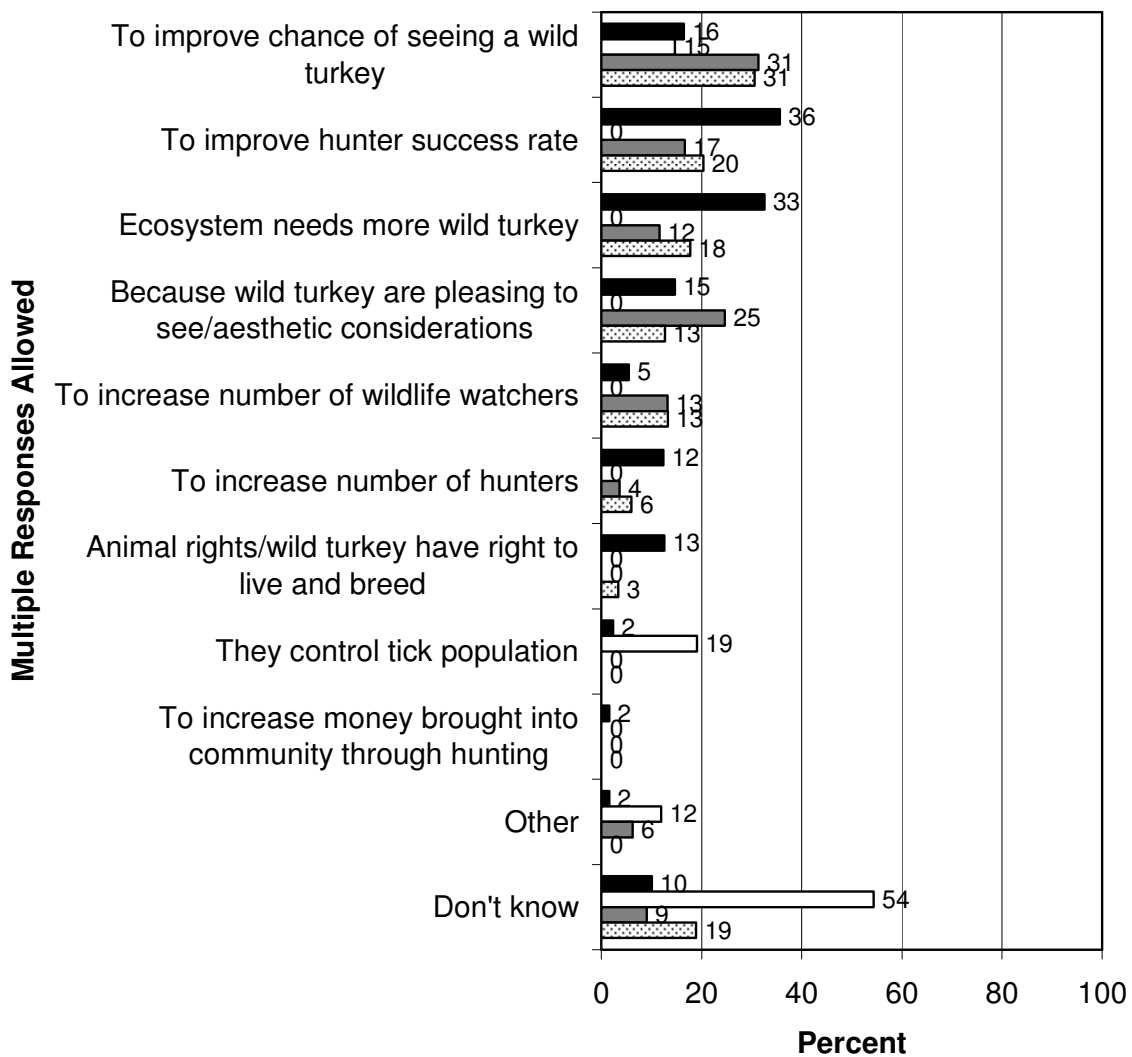
Q64. In your opinion, should the wild turkey population in your county be increased, remain the same, or be decreased?
(VT residents)



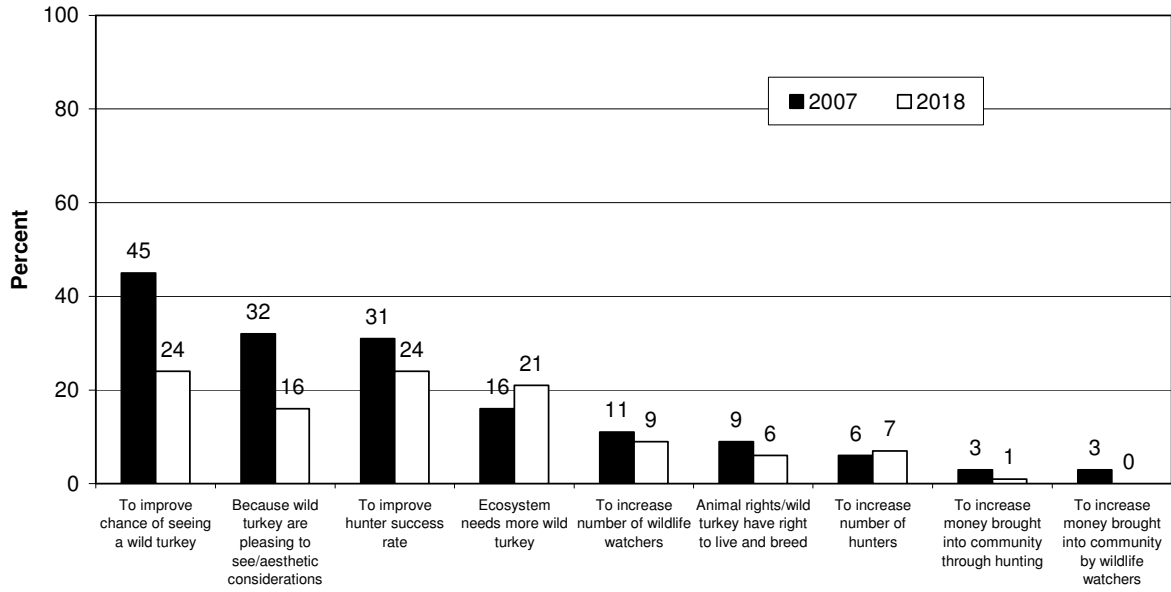
**Q67. What are the most important reasons the turkey population should be increased? (Asked of those who think the turkey population should be increased.)
(VT residents)**



**Q67. What are the most important reasons the turkey population should be increased? (Asked of those who think the turkey population should be increased.)
(VT residents)**

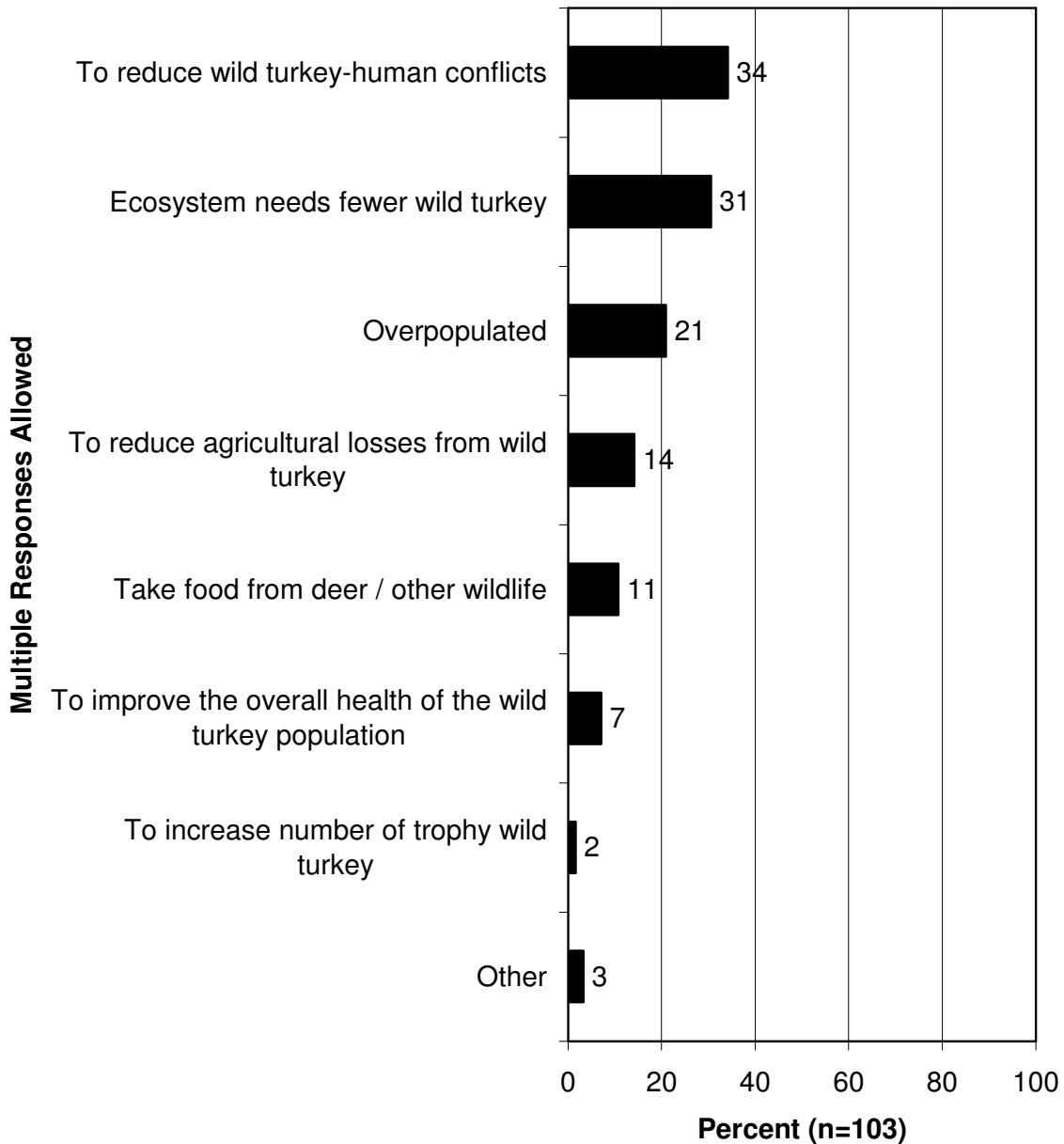


Q67. What are the most important reasons the turkey population should be increased? (Asked of those who think the turkey population should be increased.) (VT residents)

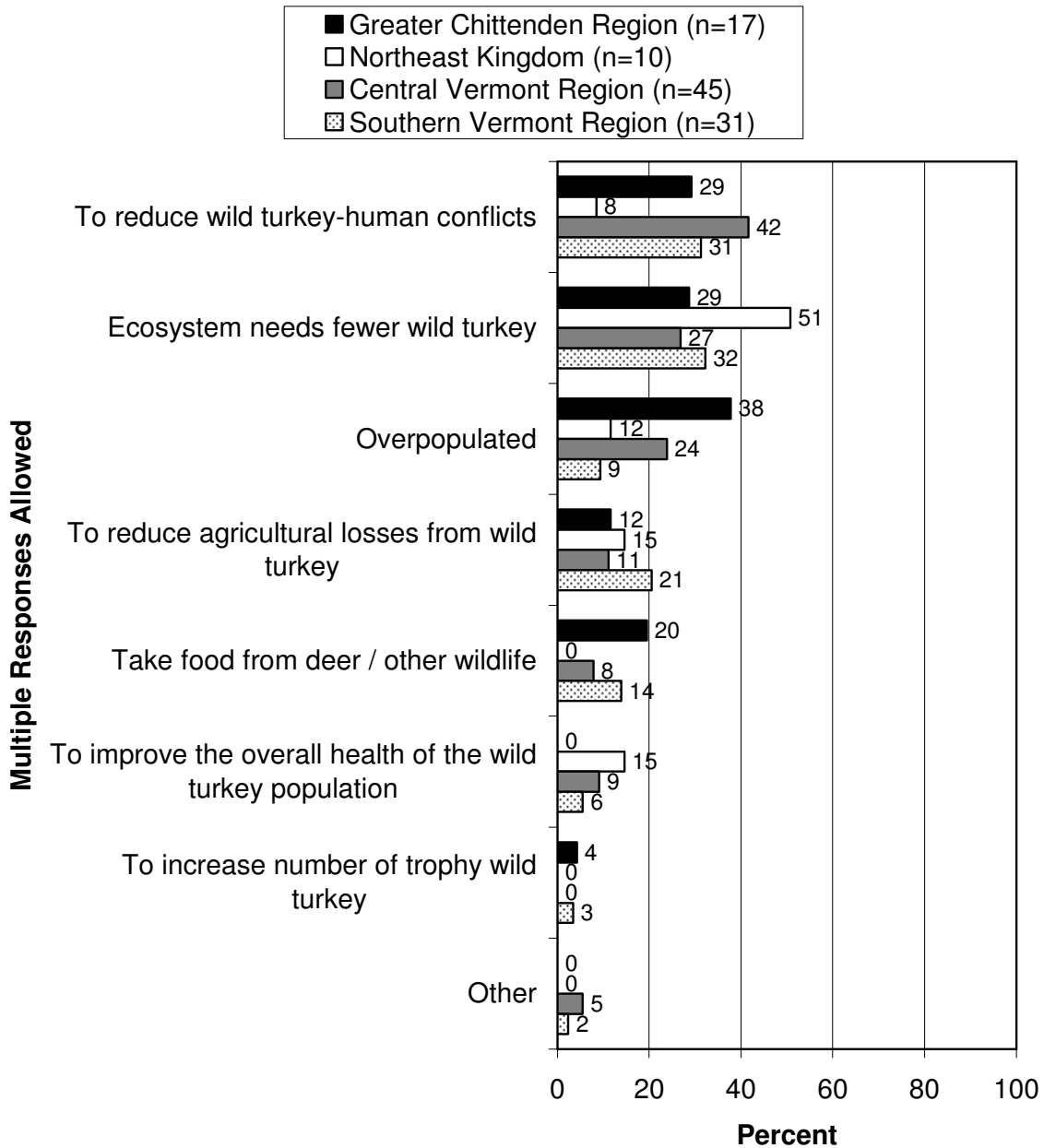


Multiple Responses Allowed

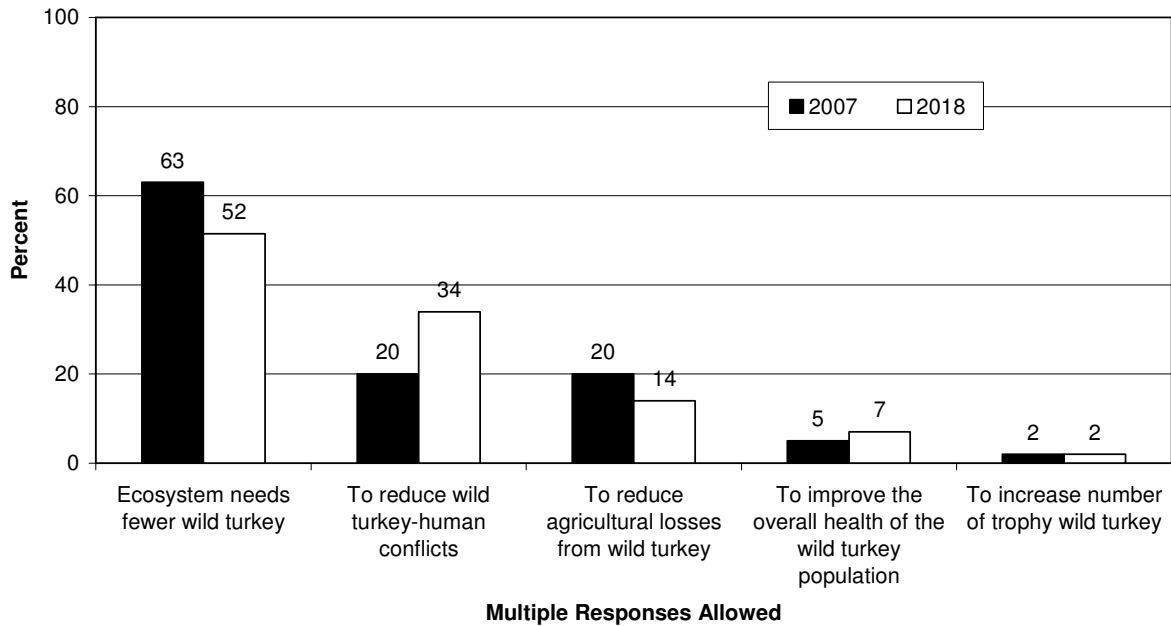
**Q71. What are the most important reasons the turkey population should be decreased? (Asked of those who think the turkey population should be decreased.)
(VT residents)**



**Q71. What are the most important reasons the turkey population should be decreased? (Asked of those who think the turkey population should be decreased.)
(VT residents)**




**Q71. What are the most important reasons the turkey population should be decreased? (Asked of those who think the turkey population should be decreased.)
(VT residents)**



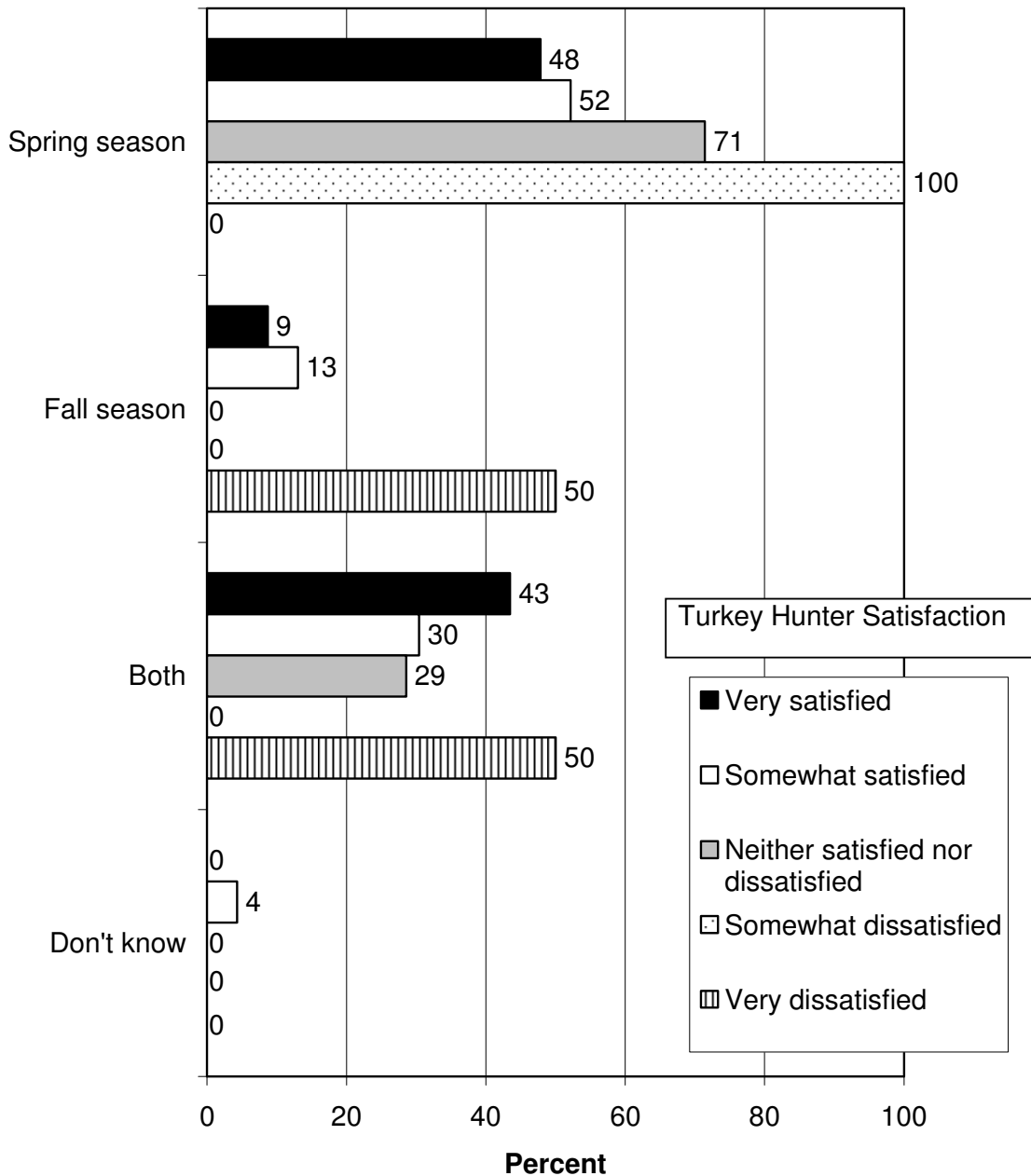
HUNTER SURVEY

- About half of turkey hunters (49%) typically hunt turkey during the spring season, while 39% hunt during both the spring and fall seasons. Only 10% hunt solely in the fall.
- Graphs show the Wildlife Management Units (WMUs) in which hunters hunt turkey the most often, in both alphabetical and descending order. The most common WMUs for turkey hunting are J, K, F, and B.
- Two-thirds of turkey hunters (66%) typically hunt close to home, traveling 10 miles or less. The mean distance travelled is 11.7 miles; the median is 5 miles.
- Among turkey hunters there is considerably more support for (63%) than opposition to (25%) the current management strategy to limit fall turkey hunting for the purpose of maximizing spring turkey harvests.
- There is slightly more support for (53%) than opposition to (44%) allowing first-time hunters of any age to hunt turkey during the youth turkey weekend.
- Turkey hunters were presented with a series of three management options and were asked if they support or oppose each. Results are fairly consistent between the options. Each turkey management option and the percentage in support or opposition to each are shown below, in descending order of support:
 - Increasing the length of the fall shotgun turkey season. (66% support, 40% *strongly* support; 26% oppose, 16% *strongly* oppose)
 - Increasing the fall turkey bag limit from one to two turkeys. (62% support, 47% *strongly* support; 30% oppose, 19% *strongly* oppose)
 - Allowing all-day turkey hunting in the spring season. (55% support*, 37% *strongly* support; 39% oppose, 29% *strongly* oppose)
 - *Note that these sums appear to off by 1% due to rounding of the individual results, but the summation of total support or opposition is made on unrounded numbers.

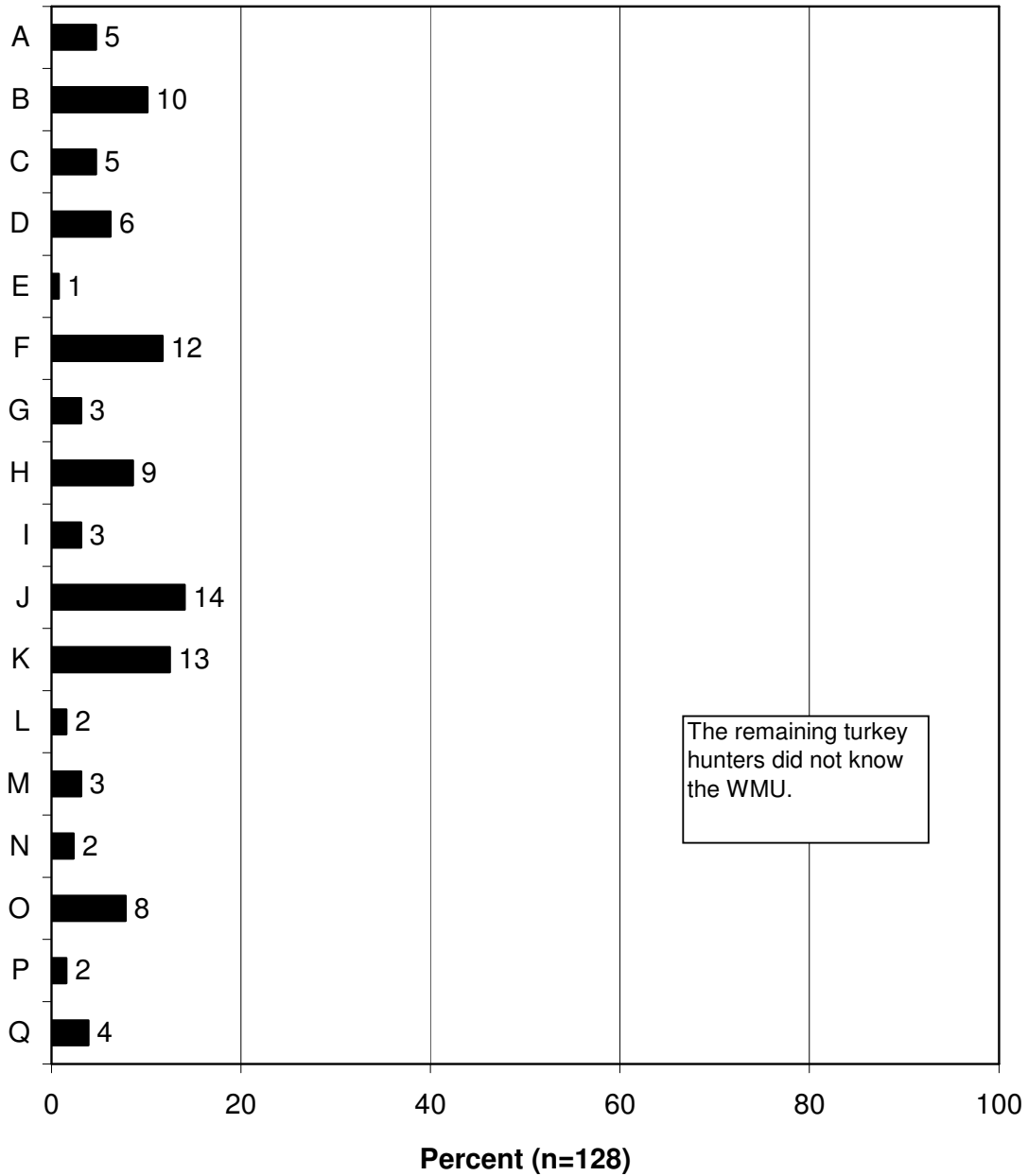
**Q104. Do you typically hunt turkey during the spring season, the fall season, or both? (Asked of those who hunted wild turkey in Vermont in the past 5 years.)
(Hunter survey)**



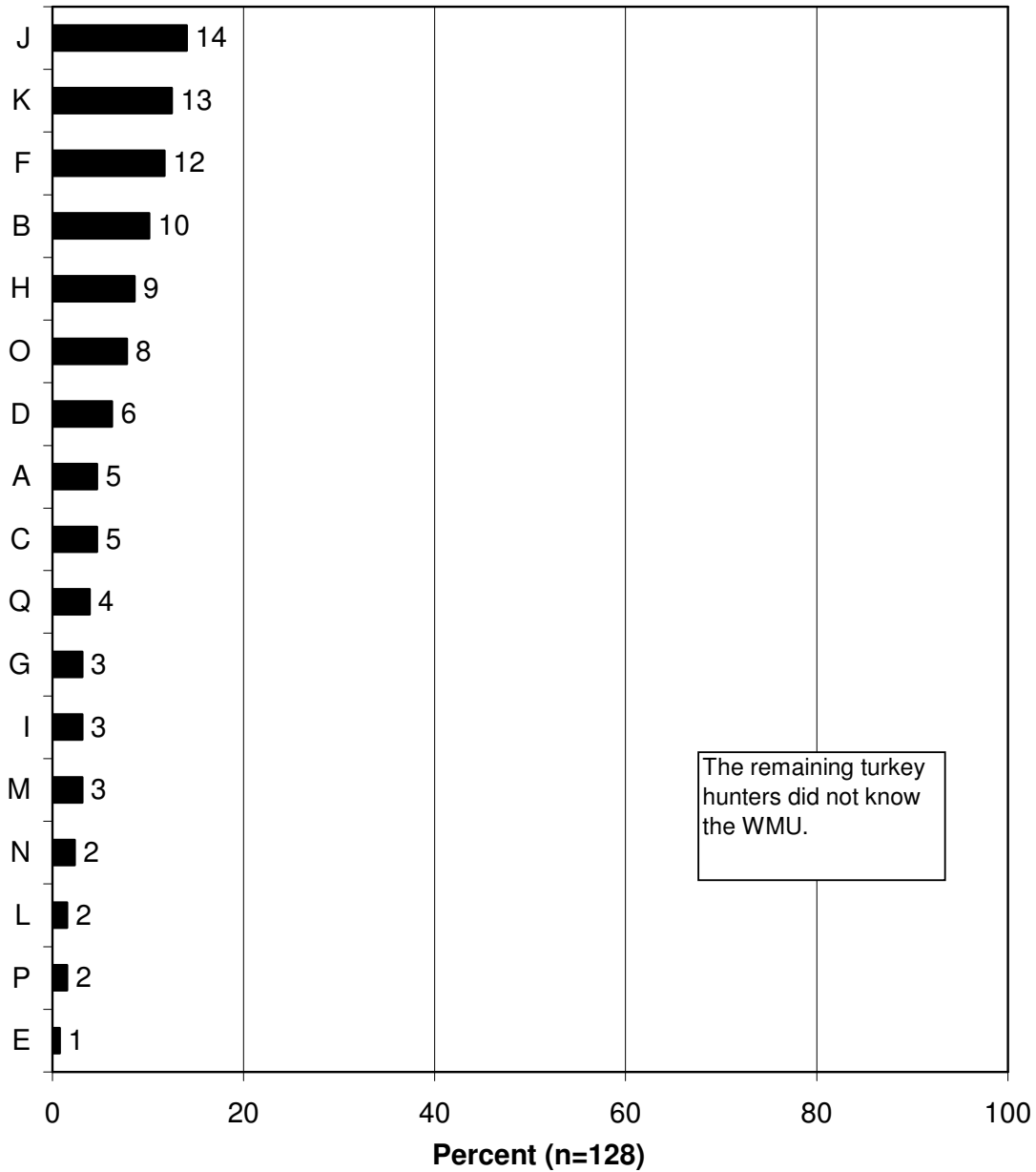
Q104. Do you typically hunt turkey during the spring season, the fall season, or both? (Asked of those who hunted wild turkey in Vermont in the past 5 years.) (Hunter survey)



**Q105. In what one Wildlife Management Unit, or WMU, in Vermont do you turkey hunt most often?
(Asked of those who hunted wild turkey in Vermont in the past 5 years.) (Alphabetical order)
(Hunter survey)**

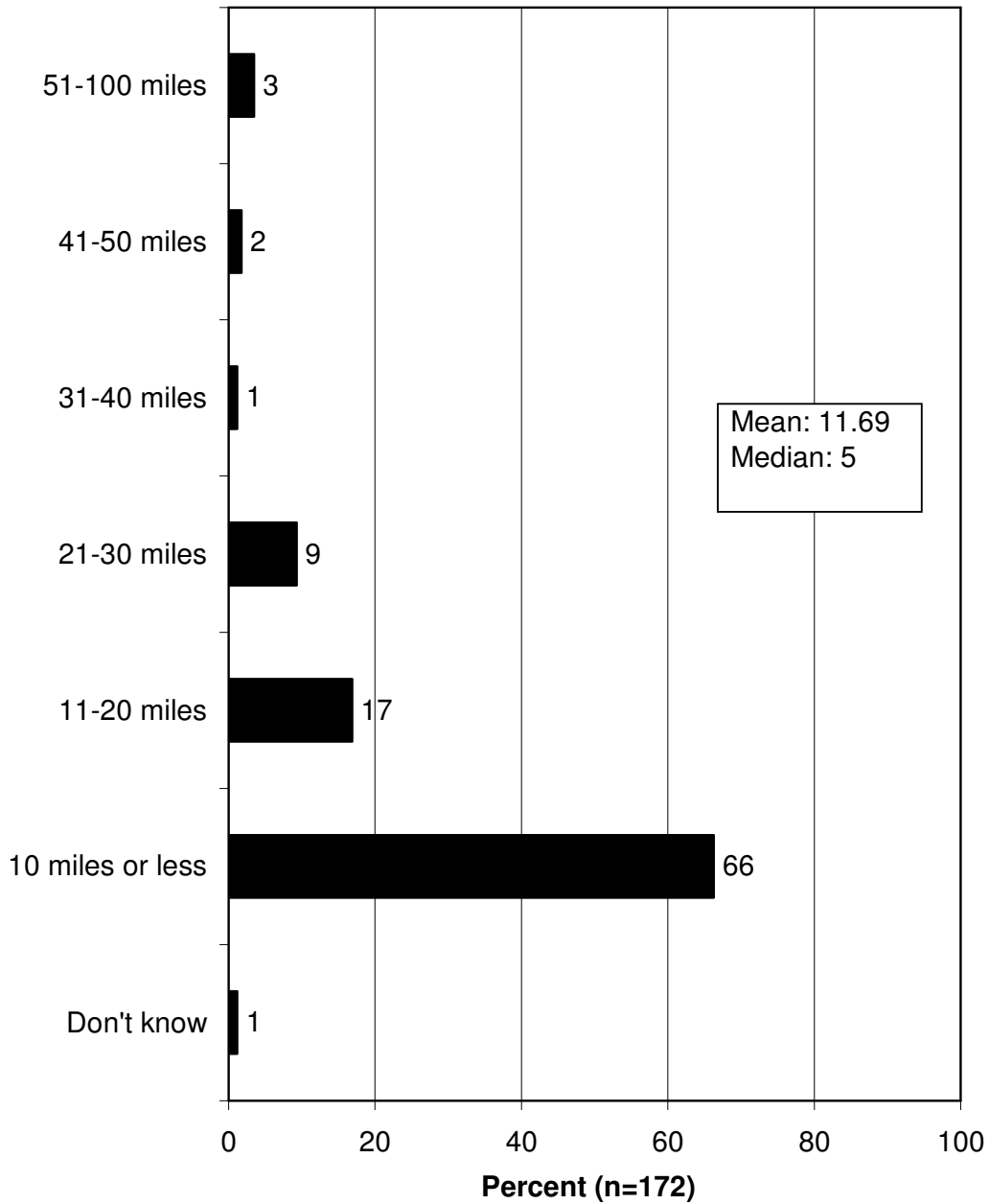


Q105. In what one Wildlife Management Unit, or WMU, in Vermont do you turkey hunt most often? (Asked of those who hunted wild turkey in Vermont in the past 5 years.) (Descending order) (Hunter survey)

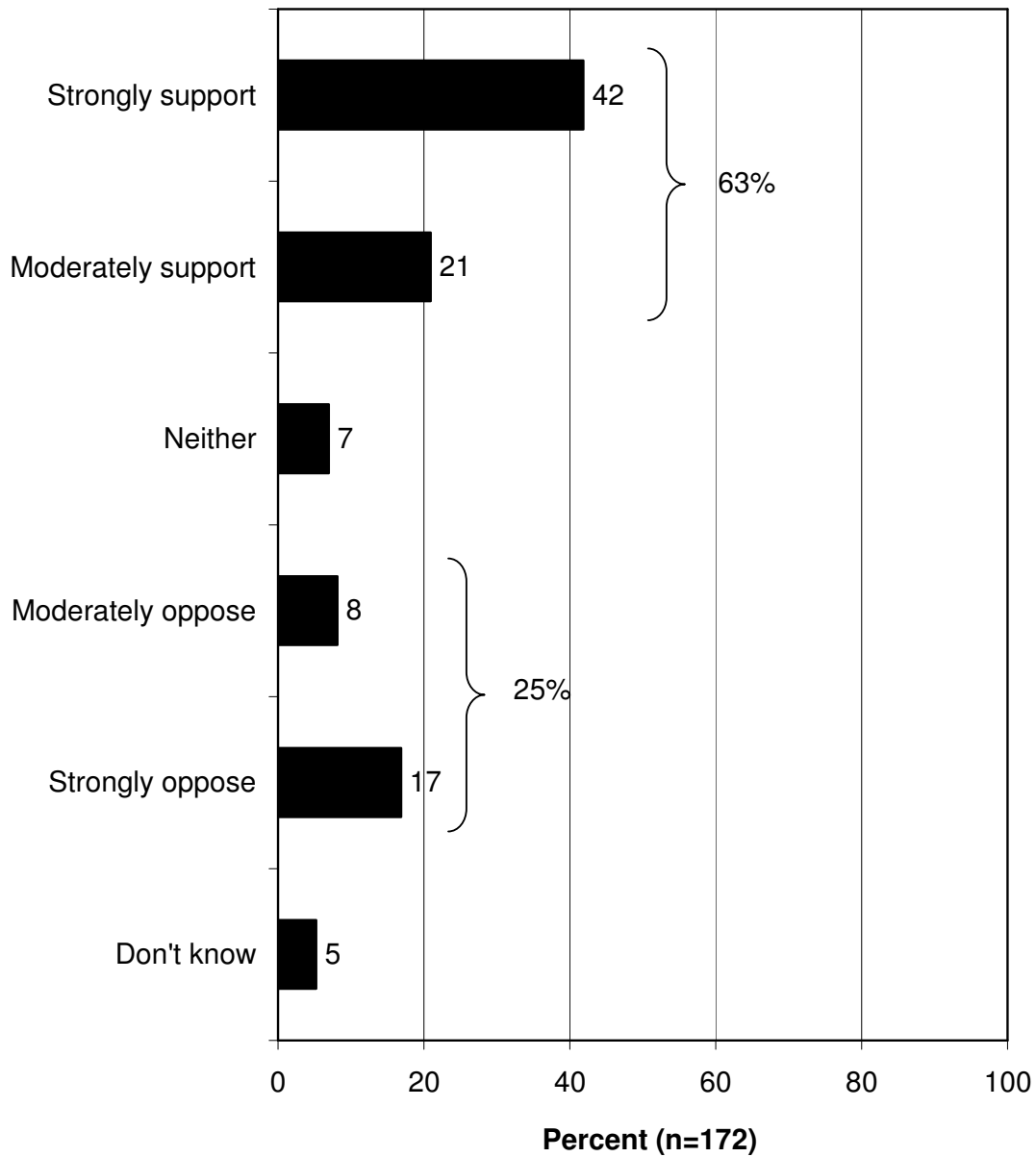


Q105. In what one Wildlife Management Unit, or WMU, in Vermont do you turkey hunt most often? (Asked of those who hunted wild turkey in Vermont in the past 5 years.) (Hunter survey) (Values in percent)						
WMU	Very satisfied	Somewhat satisfied	Neither satisfied nor dissatisfied	Somewhat dissatisfied	Very dissatisfied	Don't know
A	4	3	0	0	0	100
B	9	13	33	0	0	0
C	4	6	0	0	0	0
D	5	9	0	0	0	0
E	1	0	0	0	0	0
F	13	9	0	0	0	0
G	3	3	0	0	0	0
H	5	19	0	0	0	0
I	3	3	0	0	0	0
J	12	19	33	0	0	0
K	14	9	0	0	0	0
L	1	3	0	0	0	0
M	4	0	0	0	0	0
N	2	3	0	0	0	0
O	10	0	0	0	100	0
P	2	0	0	0	0	0
Q	4	0	33	0	0	0

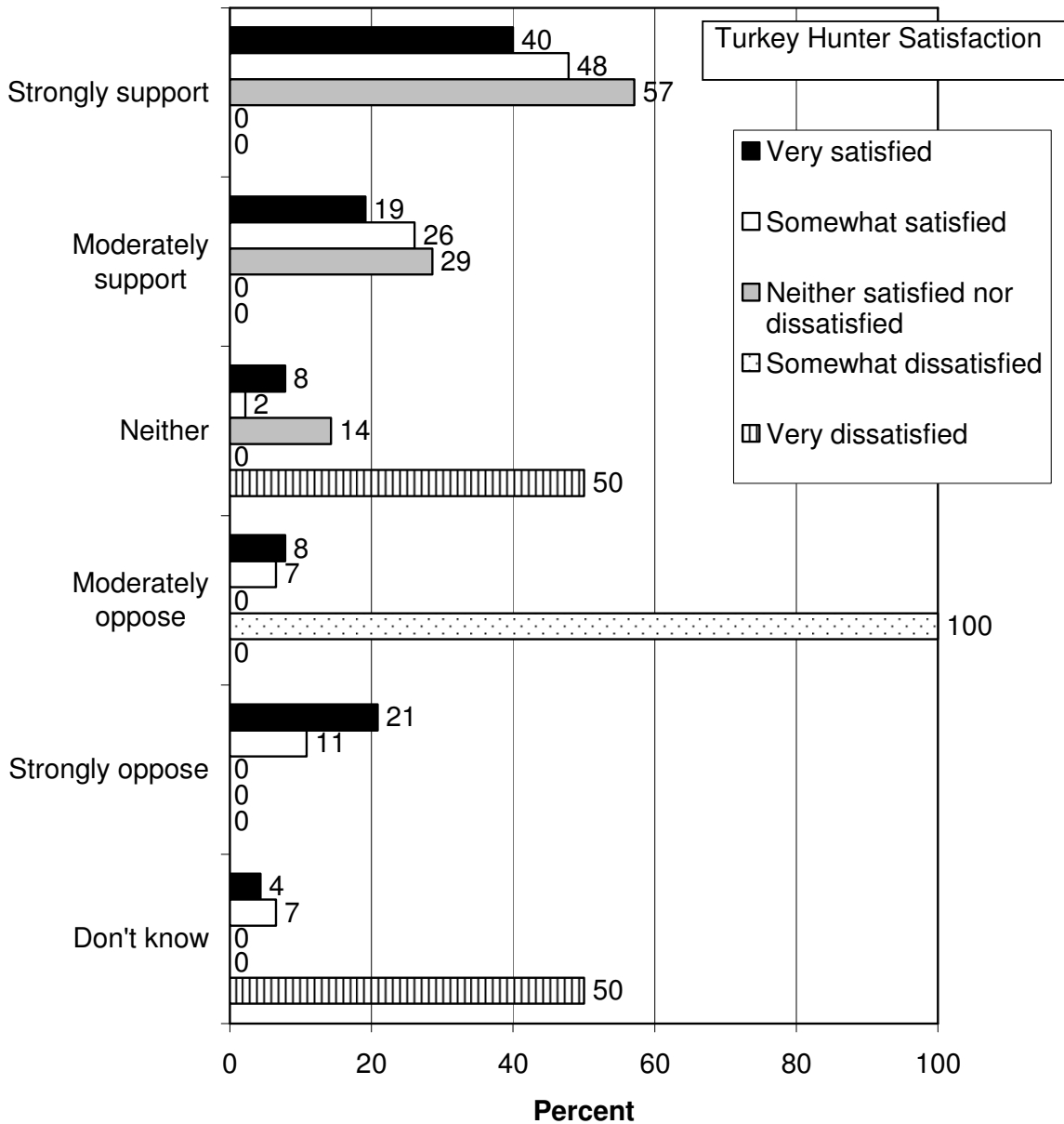
Q106. How far, in miles, do you typically travel one-way to do the majority of your turkey hunting in Vermont? (Asked of those who hunted wild turkey in Vermont in the past 5 years.) (Hunter survey)



**Q109. Do you support or oppose the current turkey management strategy to limit fall turkey hunting for the purpose of maximizing spring turkey hunting harvests? (Asked of those who hunted wild turkey in Vermont in the past 5 years.)
(Hunter survey)**



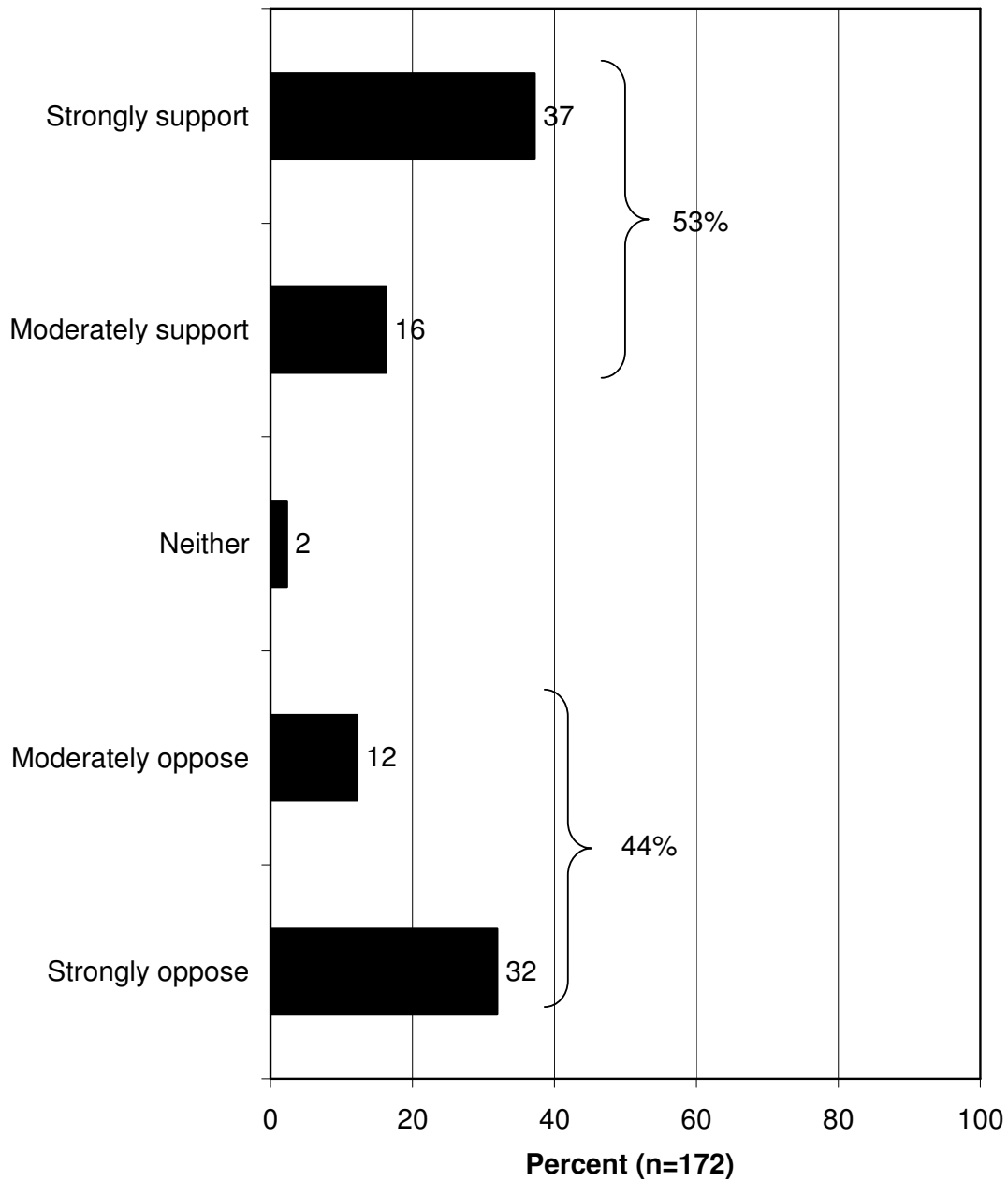
**Q109. Do you support or oppose the current turkey management strategy to limit fall turkey hunting for the purpose of maximizing spring turkey hunting harvests? (Asked of those who hunted wild turkey in Vermont in the past 5 years.)
(Hunter survey)**



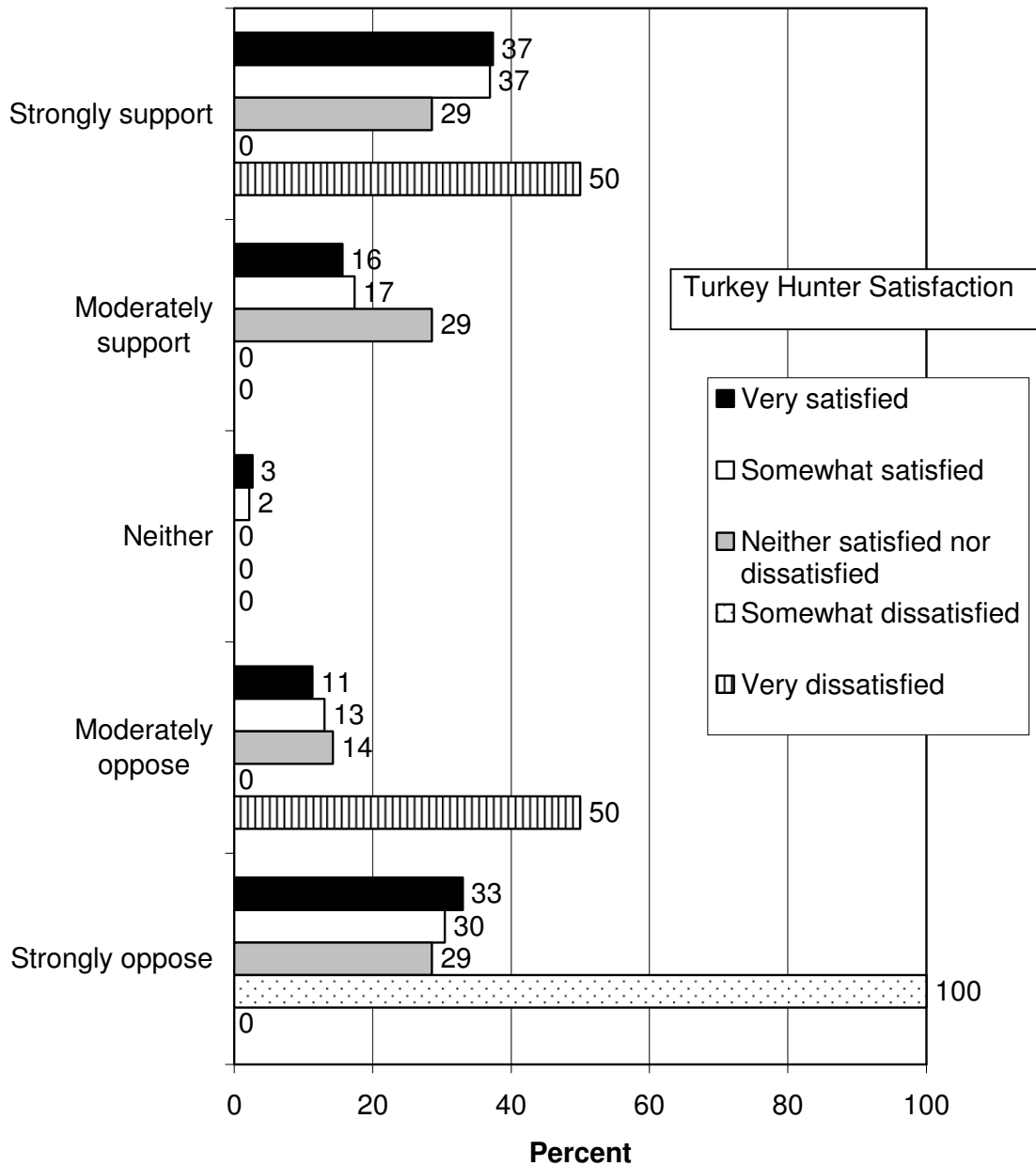
Q109. Do you support or oppose the current turkey management strategy to limit fall turkey hunting for the purpose of maximizing spring turkey hunting harvests? (Asked of those who hunted wild turkey in Vermont in the past 5 years.) (Hunter survey) (Values in percent)						
WMU Hunted Deer Most	Strongly support	Moderately support	Neither support nor oppose	Moderately oppose	Strongly oppose	Don't know
A	50	0	25	25	0	0
B	79	21	0	0	0	0
C	43	14	0	43	0	0
D	67	17	0	8	0	8
E	25	25	25	0	25	0
F	50	25	6	0	19	0
G	50	25	0	0	25	0
H	46	8	8	15	23	0
I	60	40	0	0	0	0
J	41	29	6	6	18	0
K	33	13	13	7	27	7
L	0	0	0	0	100	0
M	25	25	0	0	50	0
N	50	0	0	0	25	25
O	22	0	0	11	56	11
P	33	33	0	0	0	33
Q	100	0	0	0	0	0

Q109. Do you support or oppose the current turkey management strategy to limit fall turkey hunting for the purpose of maximizing spring turkey hunting harvests? (Asked of those who hunted wild turkey in Vermont in the past 5 years.) (Hunter survey) (Values in percent)						
WMU Hunted Turkey Most	Strongly support	Moderately support	Neither support nor oppose	Moderately oppose	Strongly oppose	Don't know
A	83	0	0	17	0	0
B	62	23	8	0	8	0
C	33	0	0	67	0	0
D	75	25	0	0	0	0
E	100	0	0	0	0	0
F	53	20	7	0	20	0
G	50	50	0	0	0	0
H	55	0	9	18	18	0
I	75	25	0	0	0	0
J	50	17	6	6	17	6
K	25	19	13	6	31	6
L	50	0	0	0	50	0
M	25	25	0	0	50	0
N	67	0	0	0	0	33
O	30	10	0	10	40	10
P	50	0	0	0	0	50
Q	20	40	20	0	0	20

Q110. Would you support or oppose allowing first-time, new hunters of any age to hunt turkey during the youth turkey weekend? (Asked of those who hunted wild turkey in Vermont in the past 5 years.) (Hunter survey)



Q110. Would you support or oppose allowing first-time, new hunters of any age to hunt turkey during the youth turkey weekend? (Asked of those who hunted wild turkey in Vermont in the past 5 years.) (Hunter survey)



Q110. Would you support or oppose allowing first-time, new hunters of any age to hunt turkey during the youth turkey weekend? (Asked of those who hunted wild turkey in Vermont in the past 5 years.) (Hunter survey) (Values in percent)

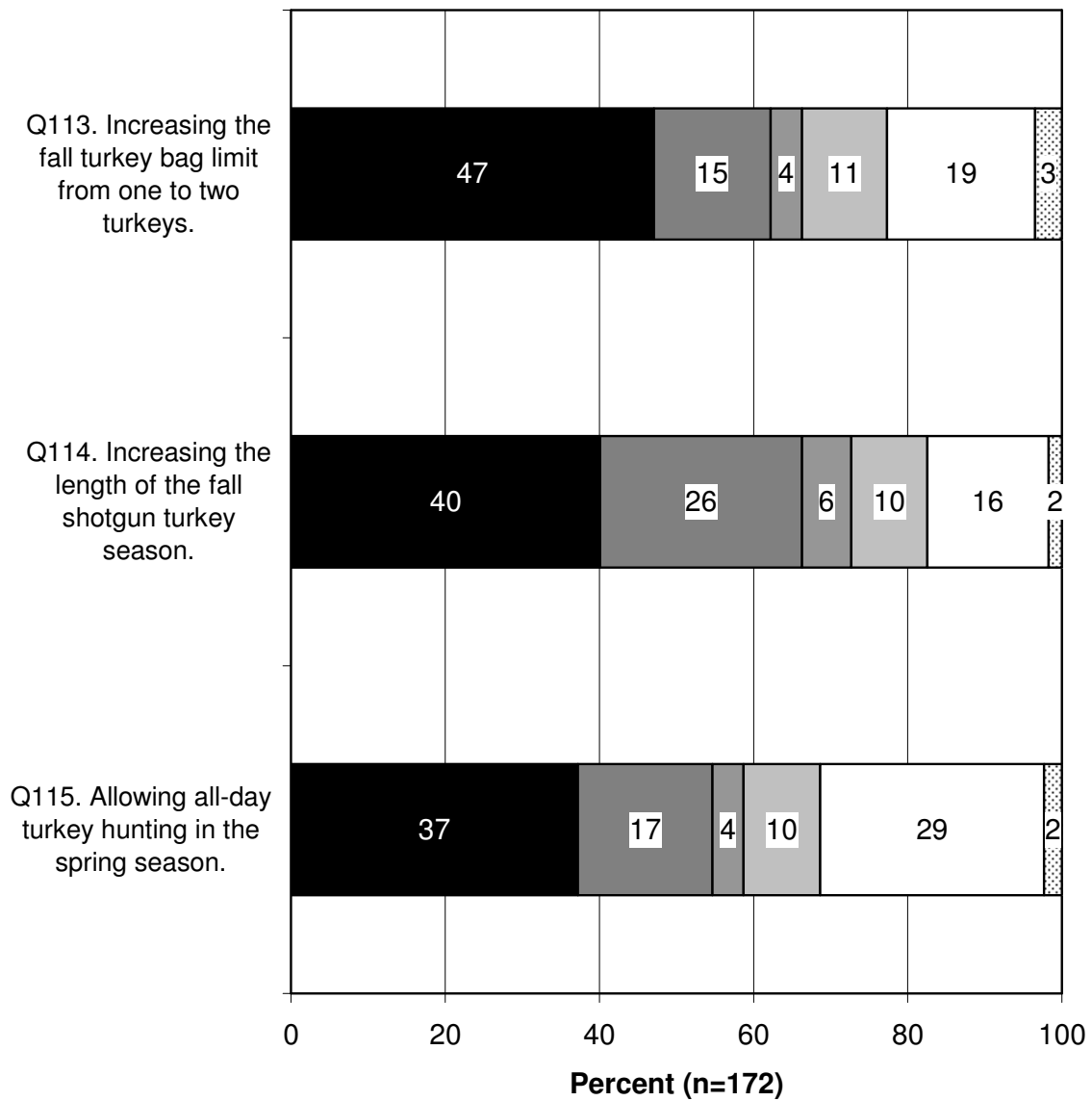
WMU Hunted Deer Most	Strongly support	Moderately support	Neither support nor oppose	Moderately oppose	Strongly oppose	Don't know
A	75	0	0	25	0	0
B	50	0	0	14	36	0
C	43	43	0	0	14	0
D	42	8	0	17	33	0
E	25	50	0	0	25	0
F	31	19	0	25	25	0
G	25	25	0	0	50	0
H	38	23	0	15	23	0
I	40	20	0	0	40	0
J	47	18	12	6	18	0
K	40	13	7	0	40	0
L	100	0	0	0	0	0
M	0	25	0	25	50	0
N	0	50	0	0	50	0
O	67	0	0	0	33	0
P	33	0	0	33	33	0
Q	0	0	0	0	100	0

Q110. Would you support or oppose allowing first-time, new hunters of any age to hunt turkey during the youth turkey weekend? (Asked of those who hunted wild turkey in Vermont in the past 5 years.) (Hunter survey) (Values in percent)

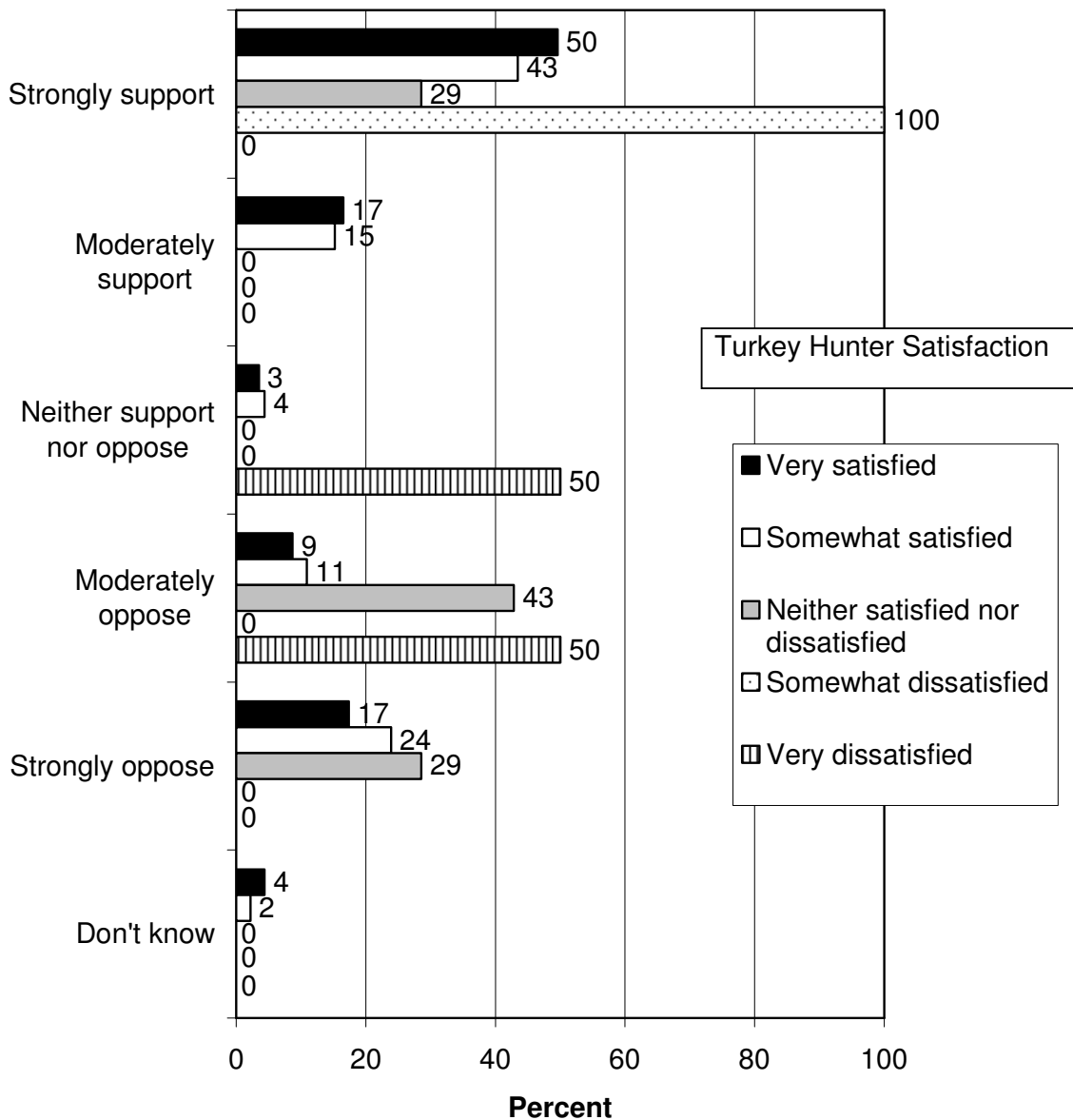
WMU Hunted Turkey Most	Strongly support	Moderately support	Neither support nor oppose	Moderately oppose	Strongly oppose	Don't know
A	83	0	0	17	0	0
B	38	8	0	8	46	0
C	83	17	0	0	0	0
D	50	0	0	13	38	0
E	0	0	0	0	100	0
F	33	20	0	27	20	0
G	25	25	0	0	50	0
H	18	27	0	18	36	0
I	25	25	0	0	50	0
J	56	11	6	11	17	0
K	31	13	13	0	44	0
L	100	0	0	0	0	0
M	0	25	0	25	50	0
N	0	67	0	0	33	0
O	70	0	0	0	30	0
P	50	0	0	0	50	0
Q	40	20	0	20	20	0

Percent of hunters who [support / oppose] each of the following options for turkey hunting in Vermont. (Asked of those who hunted wild turkey in Vermont in the past 5 years.) (Hunter survey)

Strongly support
 Moderately support
 Neither support nor oppose
 Moderately oppose
 Strongly oppose
 Don't know



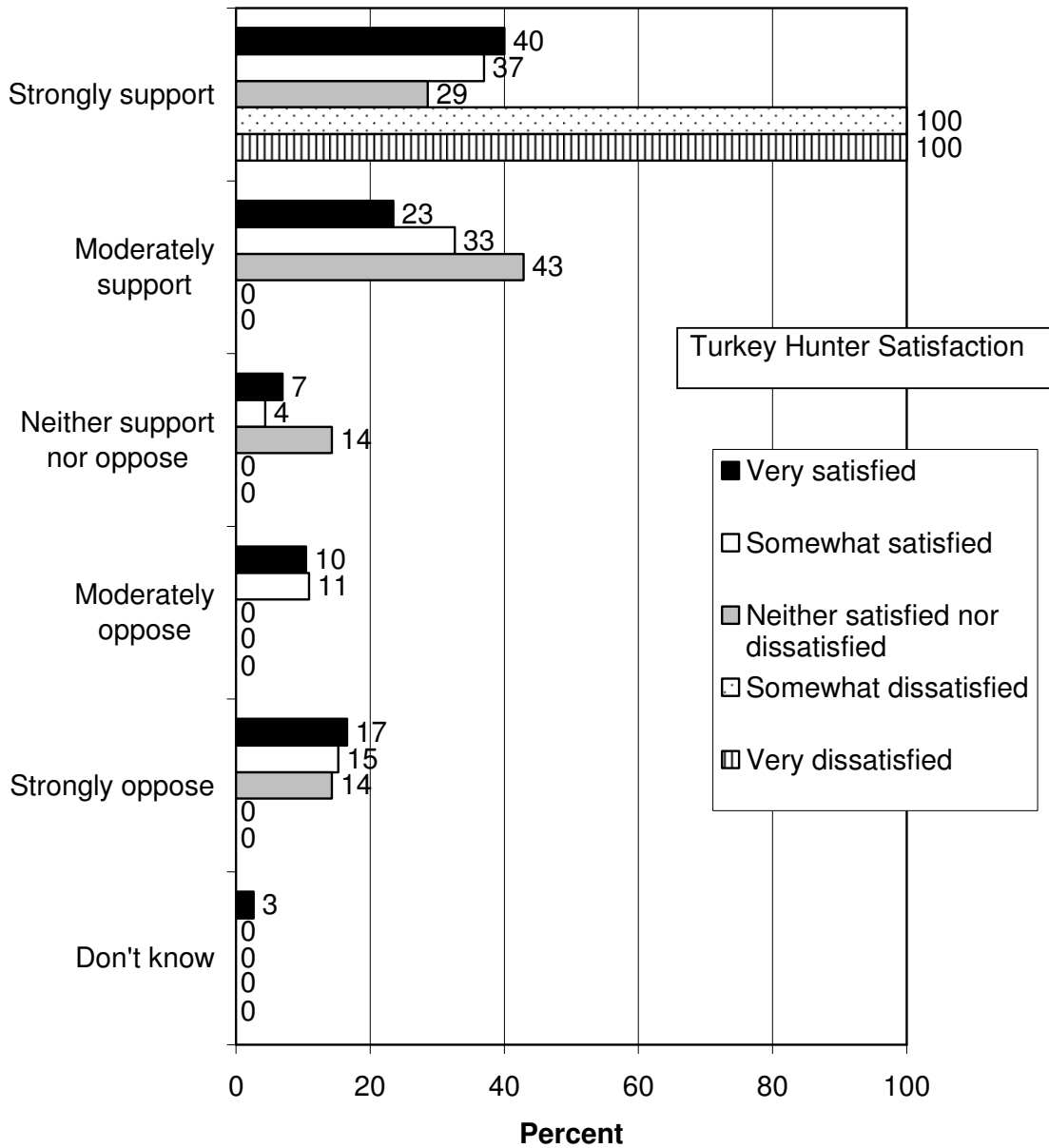
Q113. Increasing the fall turkey bag limit from one to two turkeys. (Do you support or oppose this option for turkey hunting in Vermont?) (Asked of those who hunted wild turkey in Vermont in the past 5 years.) (Hunter survey)



Q113. Increasing the fall turkey bag limit from one to two turkeys. (Do you support or oppose this option for turkey hunting in Vermont?) (Hunter survey) (Values in percent)						
WMU Hunted Deer Most	Strongly support	Moderately support	Neither support nor oppose	Moderately oppose	Strongly oppose	Don't know
A	75	0	25	0	0	0
B	43	21	0	14	21	0
C	29	0	14	29	29	0
D	25	17	0	25	33	0
E	25	25	0	0	25	25
F	31	38	13	6	13	0
G	50	0	0	25	25	0
H	54	23	0	8	8	8
I	40	0	0	0	60	0
J	53	18	6	0	24	0
K	73	0	0	7	20	0
L	100	0	0	0	0	0
M	75	0	0	25	0	0
N	25	25	0	0	25	25
O	100	0	0	0	0	0
P	33	0	33	0	33	0
Q	0	100	0	0	0	0

Q113. Increasing the fall turkey bag limit from one to two turkeys. (Do you support or oppose this option for turkey hunting in Vermont?) (Asked of those who hunted wild turkey in Vermont in the past 5 years.) (Hunter survey) (Values in percent)						
WMU Hunted Turkey Most	Strongly support	Moderately support	Neither support nor oppose	Moderately oppose	Strongly oppose	Don't know
A	83	0	0	17	0	0
B	31	23	0	23	23	0
C	50	17	17	0	17	0
D	25	25	0	25	25	0
E	0	0	0	0	0	100
F	33	33	13	7	13	0
G	50	0	0	0	50	0
H	55	9	0	9	18	9
I	25	0	0	0	75	0
J	44	17	6	6	28	0
K	69	6	0	6	19	0
L	100	0	0	0	0	0
M	75	0	0	25	0	0
N	33	33	0	0	0	33
O	80	10	0	10	0	0
P	0	0	50	0	50	0
Q	40	40	0	20	0	0

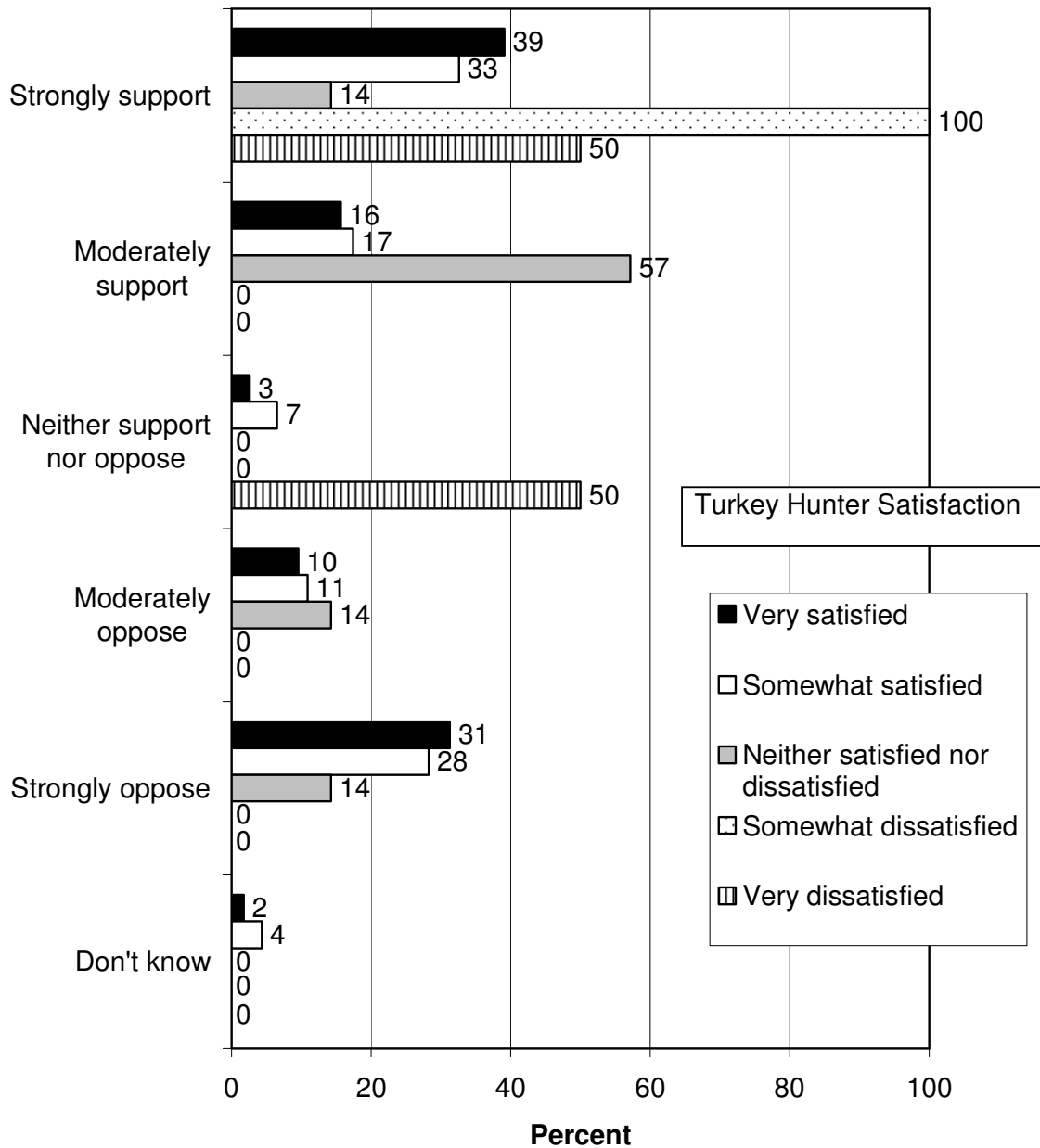
Q114. Increasing the length of the fall shotgun turkey season. (Do you support or oppose this option for turkey hunting in Vermont?) (Asked of those who hunted wild turkey in Vermont in the past 5 years.) (Hunter survey)



Q114. Increasing the length of the fall shotgun turkey season. (Do you support or oppose this option for turkey hunting in Vermont?) (Hunter survey) (Values in percent)						
WMU Hunted Deer Most	Strongly support	Moderately support	Neither support nor oppose	Moderately oppose	Strongly oppose	Don't know
A	75	25	0	0	0	0
B	36	50	0	0	14	0
C	14	57	0	0	29	0
D	17	25	8	17	33	0
E	25	25	25	25	0	0
F	44	19	13	6	19	0
G	50	25	25	0	0	0
H	62	15	0	23	0	0
I	20	20	20	0	40	0
J	41	18	6	6	29	0
K	27	20	0	27	27	0
L	100	0	0	0	0	0
M	50	0	0	25	25	0
N	0	25	0	25	25	25
O	78	22	0	0	0	0
P	67	0	0	0	33	0
Q	0	0	100	0	0	0

Q114. Increasing the length of the fall shotgun turkey season. (Do you support or oppose this option for turkey hunting in Vermont?) (Asked of those who hunted wild turkey in Vermont in the past 5 years.) (Hunter survey) (Values in percent)						
WMU Hunted Turkey Most	Strongly support	Moderately support	Neither support nor oppose	Moderately oppose	Strongly oppose	Don't know
A	67	17	0	17	0	0
B	8	62	15	0	15	0
C	33	67	0	0	0	0
D	13	25	13	25	25	0
E	0	0	0	100	0	0
F	47	20	13	0	20	0
G	50	0	0	0	50	0
H	45	27	0	27	0	0
I	0	25	25	0	50	0
J	44	17	6	6	28	0
K	25	19	0	25	31	0
L	100	0	0	0	0	0
M	50	0	0	25	25	0
N	0	33	0	33	0	33
O	70	30	0	0	0	0
P	50	0	0	0	50	0
Q	40	20	40	0	0	0

Q115. Allowing all-day turkey hunting in the spring season. (Do you support or oppose this option for turkey hunting in Vermont?) (Asked of those who hunted wild turkey in Vermont in the past 5 years.) (Hunter survey)



Q115. Allowing all-day turkey hunting in the spring season. (Do you support or oppose this option for turkey hunting in Vermont?) (Hunter survey) (Values in percent)						
WMU Hunted Deer Most	Strongly support	Moderately support	Neither support nor oppose	Moderately oppose	Strongly oppose	Don't know
A	75	0	25	0	0	0
B	29	29	7	7	29	0
C	29	14	0	0	57	0
D	8	25	8	8	50	0
E	0	0	0	25	75	0
F	25	31	0	13	31	0
G	75	0	0	25	0	0
H	62	0	0	15	8	15
I	60	0	0	0	40	0
J	41	24	0	6	29	0
K	40	7	13	13	27	0
L	100	0	0	0	0	0
M	25	50	0	0	25	0
N	25	25	0	0	50	0
O	67	0	0	0	33	0
P	33	0	0	0	67	0
Q	0	0	100	0	0	0

Q115. Allowing all-day turkey hunting in the spring season. (Do you support or oppose this option for turkey hunting in Vermont?) (Asked of those who hunted wild turkey in Vermont in the past 5 years.) (Hunter survey) (Values in percent)						
WMU Hunted Turkey Most	Strongly support	Moderately support	Neither support nor oppose	Moderately oppose	Strongly oppose	Don't know
A	83	0	0	0	17	0
B	15	23	0	15	46	0
C	33	33	0	0	33	0
D	0	38	0	13	50	0
E	0	0	0	0	100	0
F	27	33	0	13	27	0
G	50	0	25	0	25	0
H	45	0	9	18	9	18
I	50	0	0	0	50	0
J	44	22	0	6	28	0
K	44	6	13	13	25	0
L	50	0	0	0	50	0
M	25	50	0	0	25	0
N	33	0	0	0	67	0
O	80	0	0	0	20	0
P	0	0	0	0	100	0
Q	20	20	20	20	20	0

HUMAN/WILDLIFE CONFLICTS

(RESIDENT SURVEY ONLY)

- Over a third of residents (35%) have had damage to their personal property from wildlife in Vermont in the past 5 years.
 - Residents of the Central Vermont and Southern Vermont Regions have had markedly more damage than those from the Greater Chittenden Region and the Northeast Kingdom.
 - Residents in this survey indicated damage from wildlife more often compared to surveys conducted in 2007 and 1996.

- Vermont residents who had property damage from wildlife in the past 5 years most commonly said the species causing the damage were white-tailed deer (47% stated this) and black bear (33%). No other species was named by over 8% of this group. (A list of seven species was read to respondents; the other five species were coyote, wild turkey, beaver, moose, and fisher; 22% of respondents answered “none of these.”)
 - The percentage reporting damage from black bear increased from 14% in 2007 to 33% in 2018.
 - Damage to ornamental plants, landscaping, and gardens was, by far, the type of damage most commonly cited. Also common were damage to vehicles, structural damage, and strewn garbage.

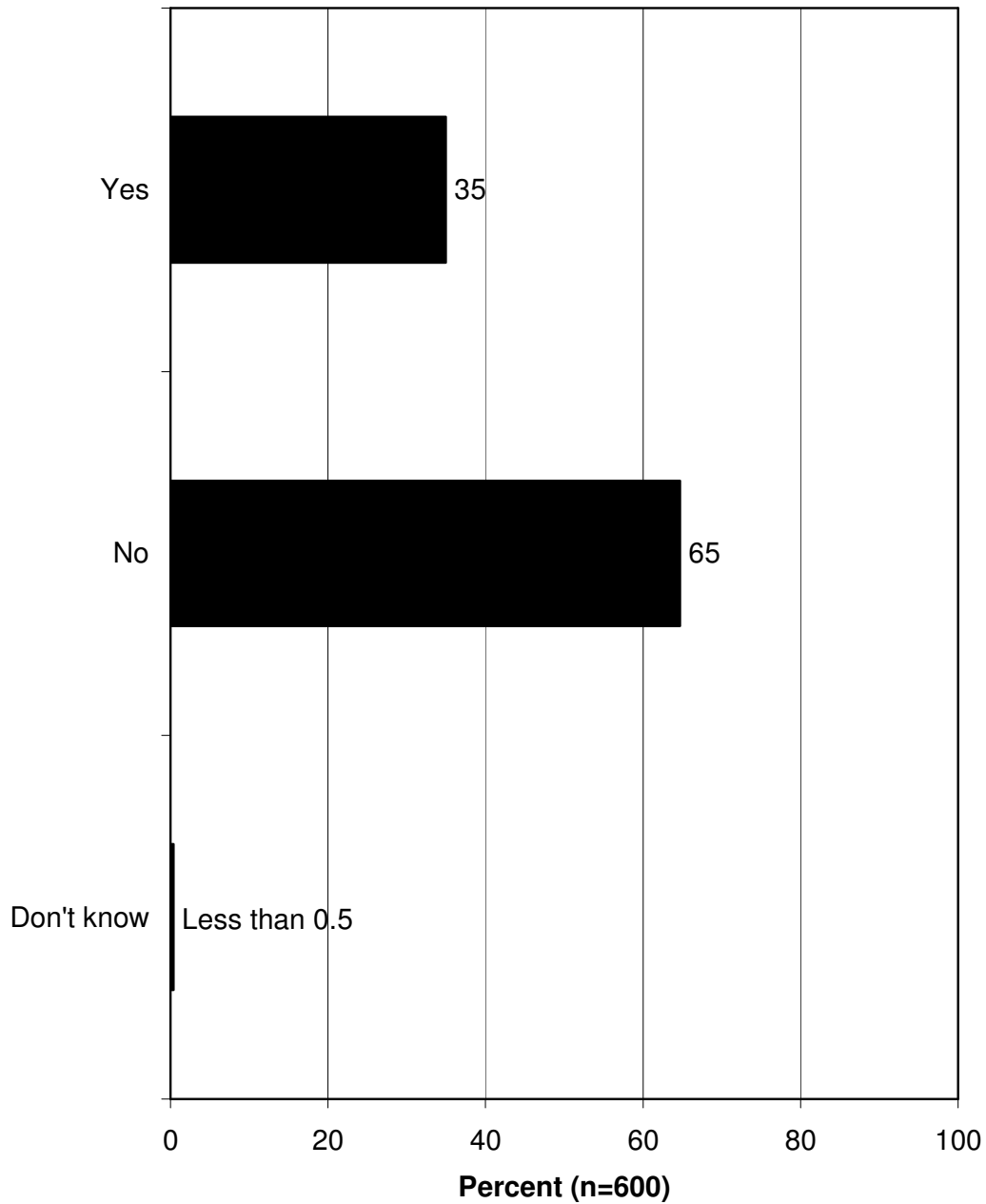
- About half of residents (49%) think black bears have been causing about the same amount of problems compared to over 2 years ago, while 23% think they are causing more problems and 15% think they are causing fewer problems.

- Residents were read a list of seven items and were asked how much each contributes to problems with black bears. Each item is shown below, in descending order of how much residents think they contribute:
 - Garbage or trash in standard trash bins. (58% think it contributes *a great deal*, 28% think *a moderate amount*, 7% think *a little*, and 5% think *not at all*)

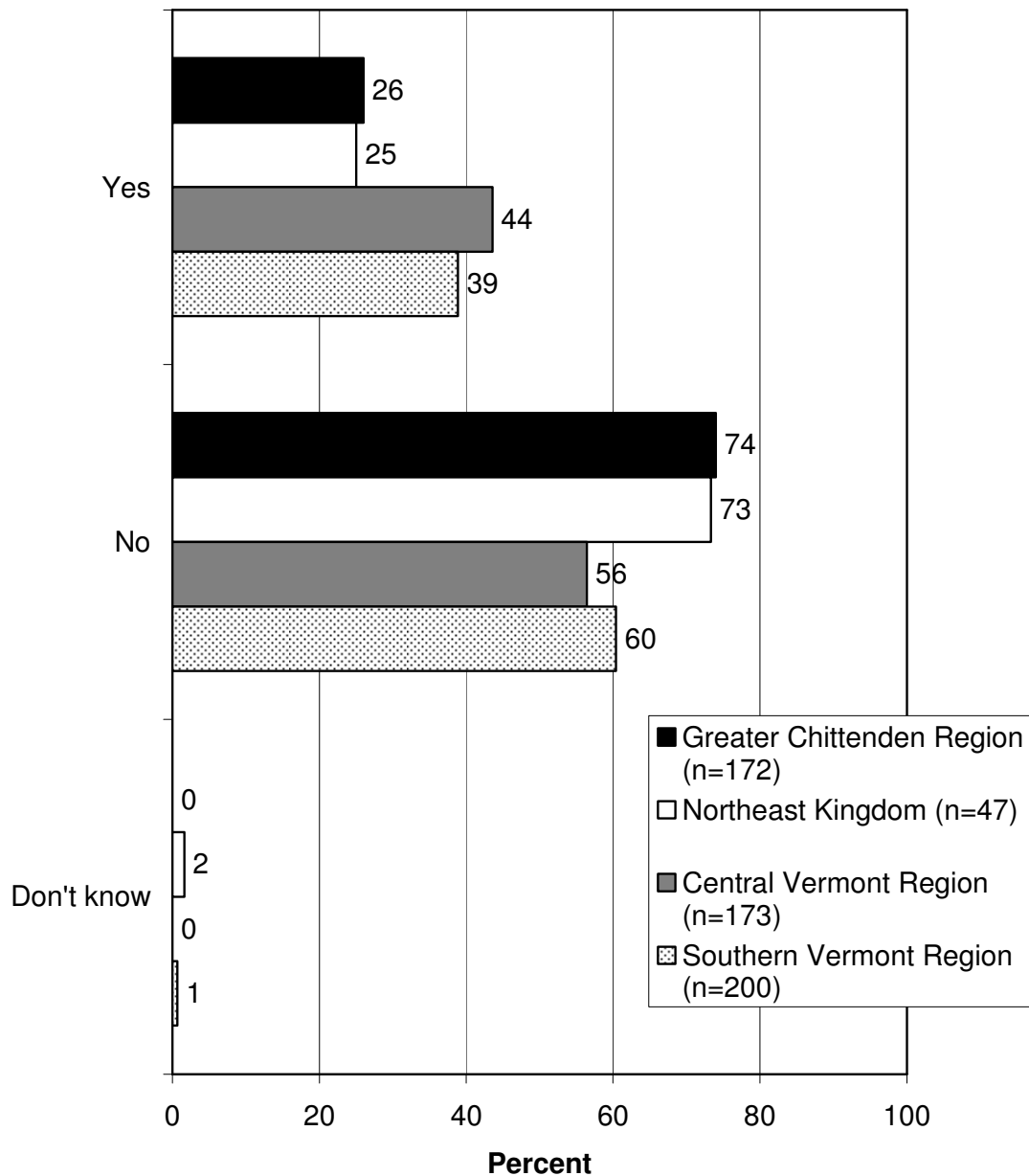
- Bird feeding when bears are active. (51% think *a great deal*, 26% think *a moderate amount*, 10% think *a little*, and 10% think *not at all*)
 - Leaving pet food outside. (49% think *a great deal*, 27% think *a moderate amount*, 10% think *a little*, and 9% think *not at all*)
 - Feeding wildlife other than birds. (40% think *a great deal*, 31% think *a moderate amount*, 10% think *a little*, and 10% think *not at all*)
 - Compost piles. (30% think *a great deal*, 30% think *a moderate amount*, 17% think *a little*, and 14% think *not at all*)
 - Backyard chickens. (16% think *a great deal*, 23% think *a moderate amount*, 20% think *a little*, and 21% think *not at all*) (Note that 20% answered “don’t know” to this, while no other item got over 10% who answered “don’t know.”)
 - Backyard grills or barbecues. (12% think *a great deal*, 26% think *a moderate amount*, 25% think *a little*, and 27% think *not at all*)
 - Combined results are shown, followed by regional results for each statement.
- Residents were asked about two actions that are illegal in Vermont.
- Nearly all residents (92%) correctly think it is illegal to intentionally feed black bears in Vermont.
 - A slight majority of residents (53%) think it is illegal to unintentionally feed black bears in Vermont without taking steps to prevent bears from obtaining the food. However, 28% think it is legal and 18% did not know.

- Finally, residents were read a list of six management options for reducing or preventing problems caused by black bears in Vermont and were asked if they support or oppose each. All options had a majority in support. Each option is shown below, in descending order of *strong* support:
- Increase fines for those caught feeding bears intentionally. (86% support, 60% *strongly* support; 8% oppose, 5% *strongly* oppose)
 - Enforce laws against feeding bears more strictly. (85% support*, 59% *strongly* support; 8% oppose, 5% *strongly* oppose)
 - Require towns and trash pick-up services to provide bear-proof garbage containers. (71% support, 45% *strongly* support; 23% oppose, 12% *strongly* oppose)
 - Enact local ordinances for storing garbage, such as using bear-proof containers or requiring garbage to be stored indoors. (71% support, 42% *strongly* support; 19% oppose, 10% *strongly* oppose)
 - Enact local ordinances for bird feeding, such as removing feeders from spring to fall. (59% support, 33% *strongly* support; 31% oppose*, 16% *strongly* oppose)
 - Provide more bear hunting opportunities to control the population. (56% support, 21% *strongly* support; 29% oppose*, 13% *strongly* oppose)
 - Combined results are shown, followed by regional results for each management option.
 - *Note that these sums appear to off by 1% due to rounding of the individual results, but the summation of total support or opposition is made on unrounded numbers.

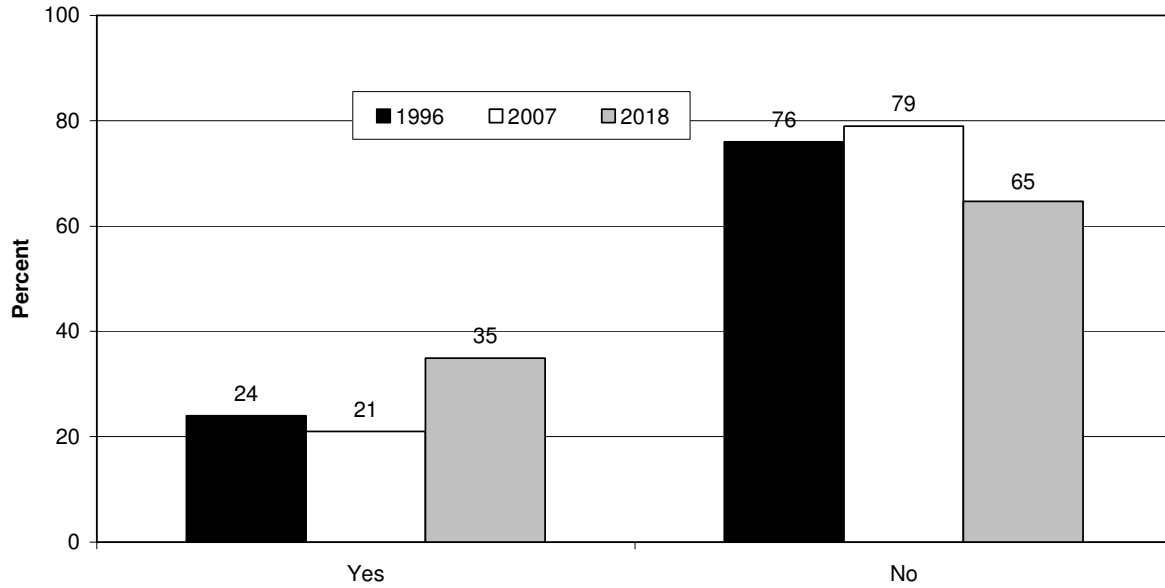
**Q73. Have you had any damage to your personal property from wildlife in Vermont in the past 5 years? Damage may include your vehicle, crops, shrubs, fences, and more.
(VT residents)**



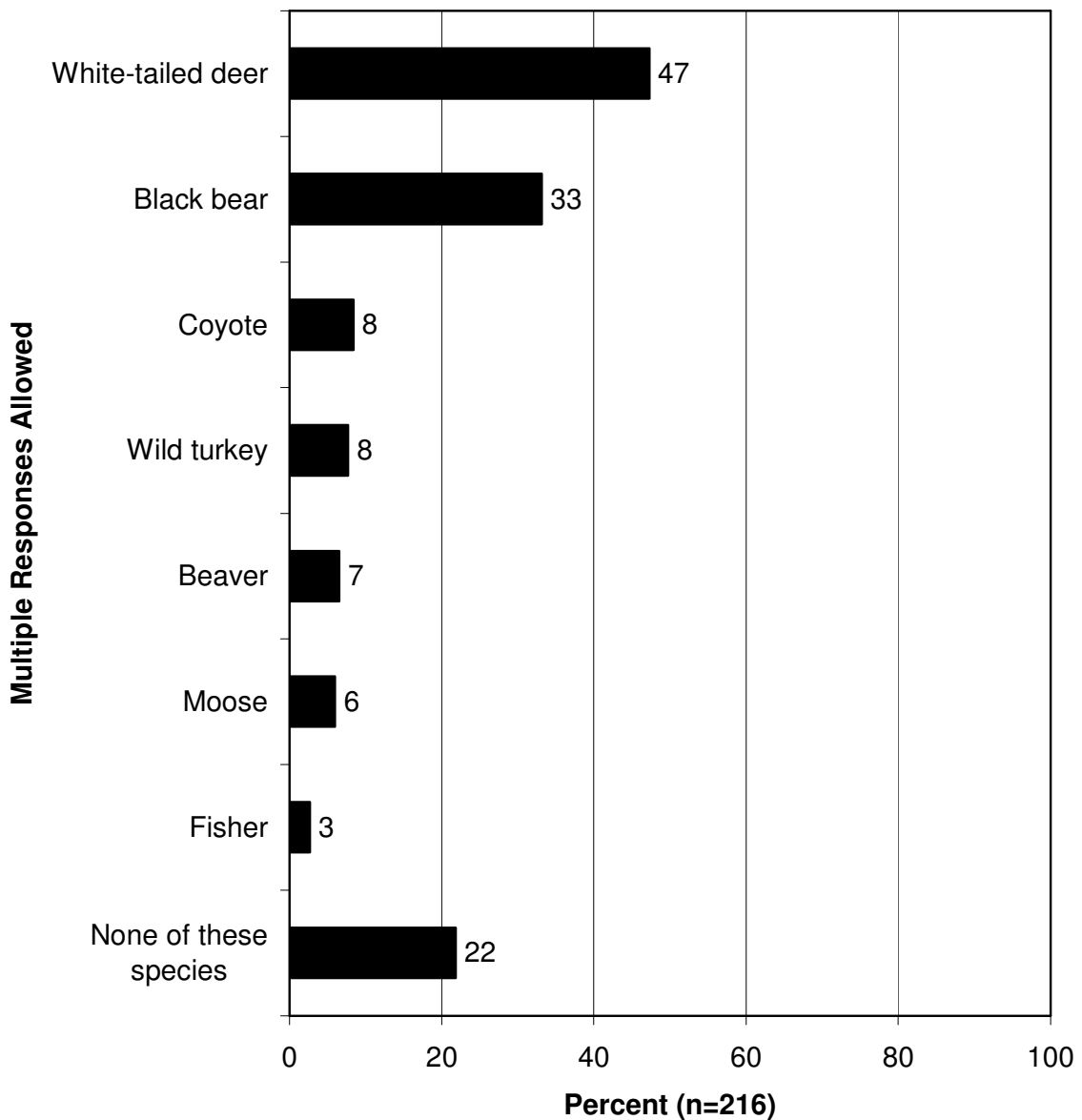
**Q73. Have you had any damage to your personal property from wildlife in Vermont in the past 5 years? Damage may include your vehicle, crops, shrubs, fences, and more.
(VT residents)**



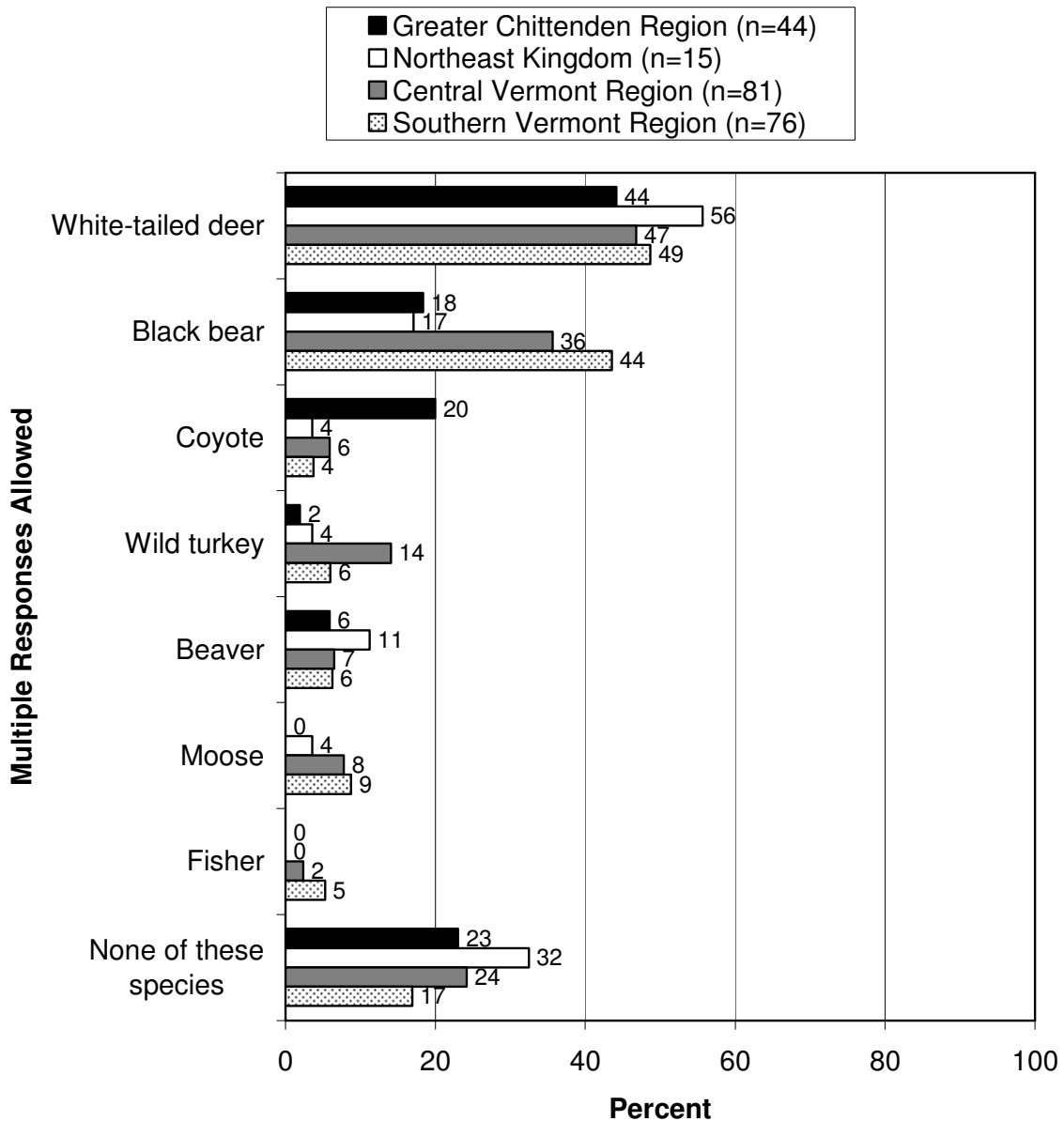
**Q73. Have you had any damage to your personal property from wildlife in Vermont in the past 5 years?
(VT residents)**



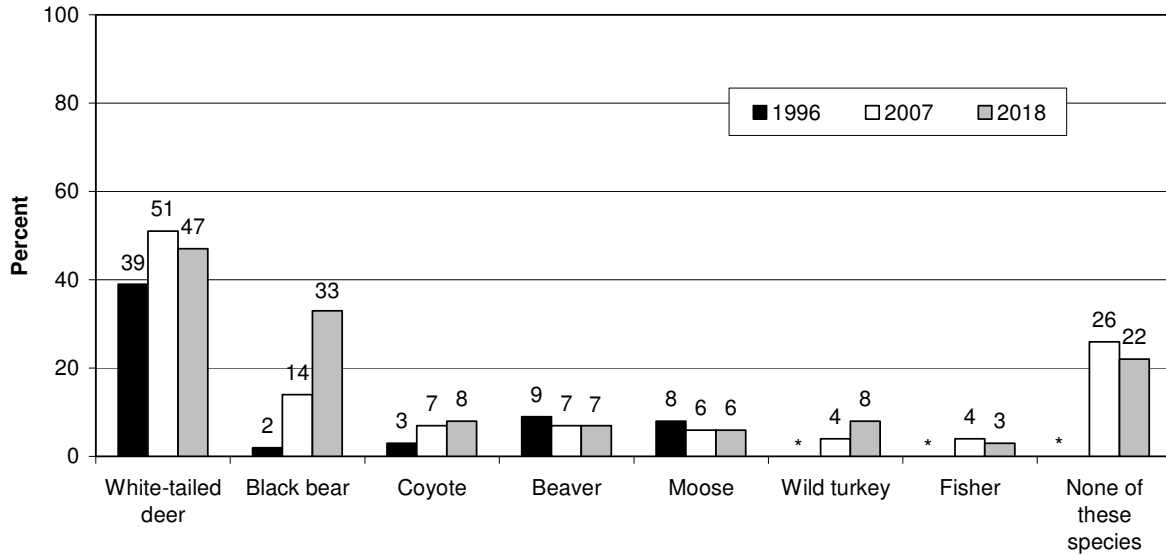
Q76. I am going to list a few species of animals and I need to know if you had any damage to your personal property from each species in the past 5 years in Vermont. (Asked of those who had damage from wildlife in the past 5 years.) (VT residents)



Q76. I am going to list a few species of animals and I need to know if you had any damage to your personal property from each species in the past 5 years in Vermont. (Asked of those who had damage from wildlife in the past 5 years.) (VT residents)



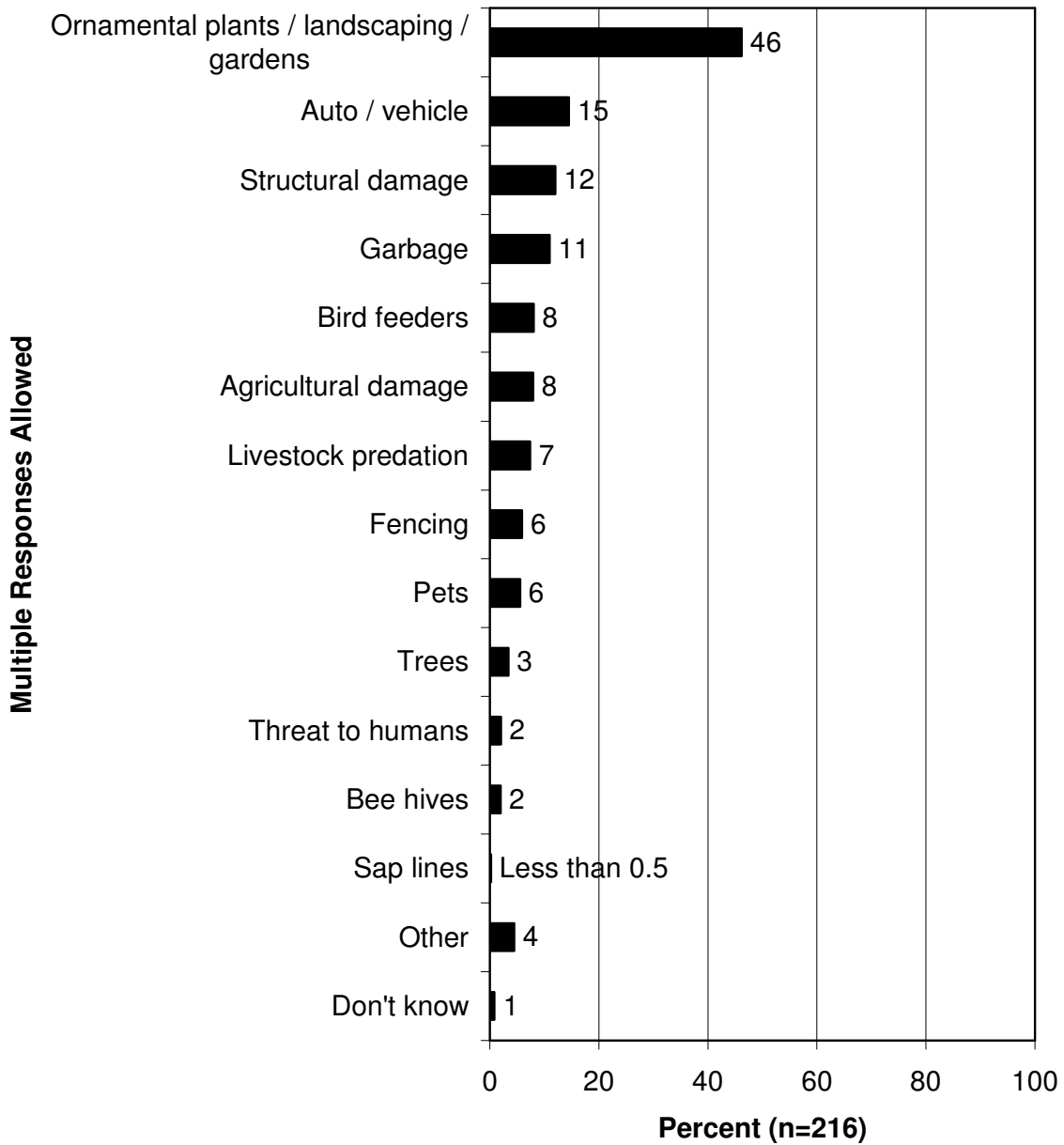
Q76. I am going to list a few species of animals and I need to know if you had any damage to your personal property from each species in the past 5 years in Vermont. (Asked of those who had damage from wildlife in Vermont in the past 5 years.)
(VT residents)



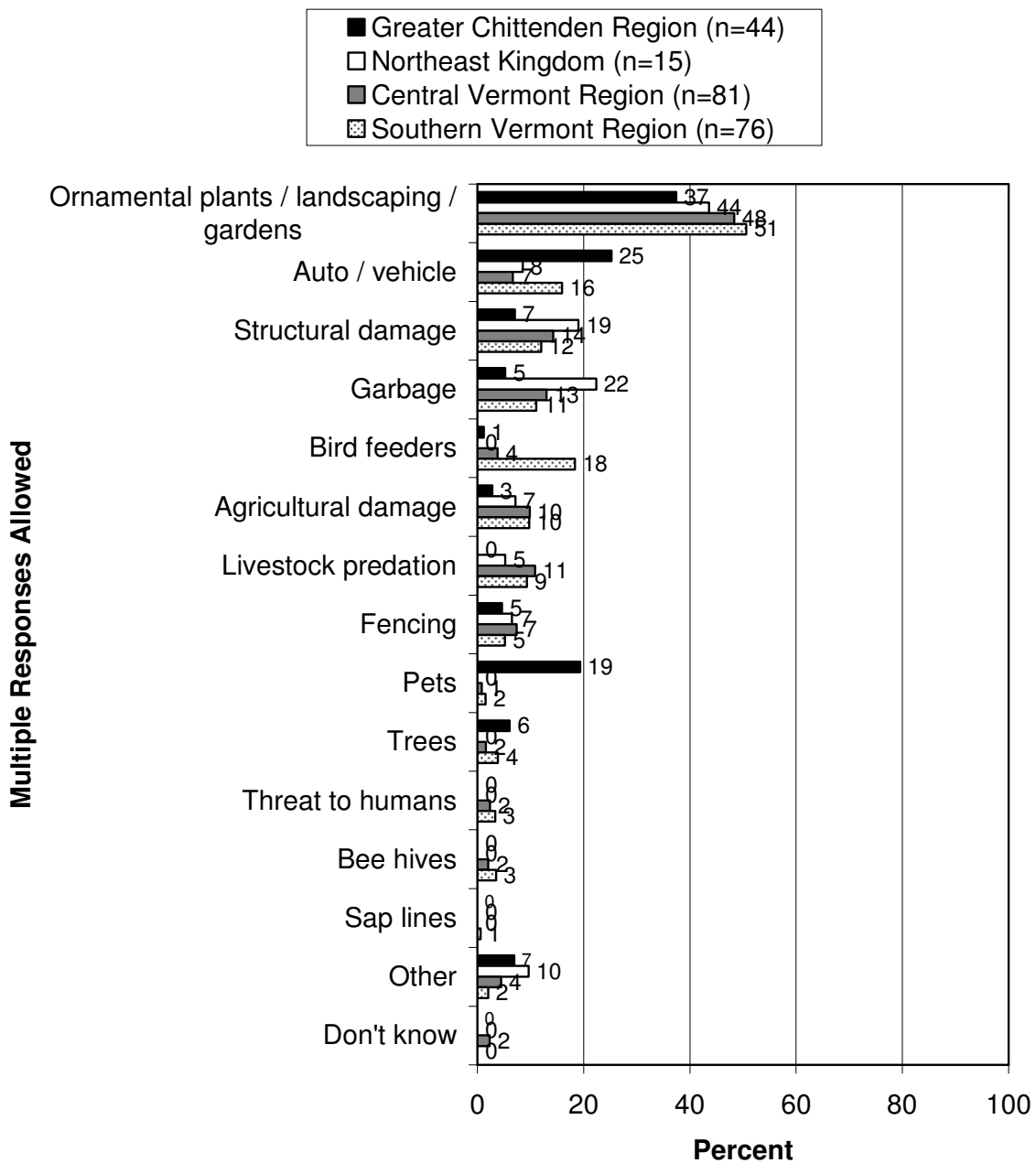
* Data not available

Multiple Responses Allowed

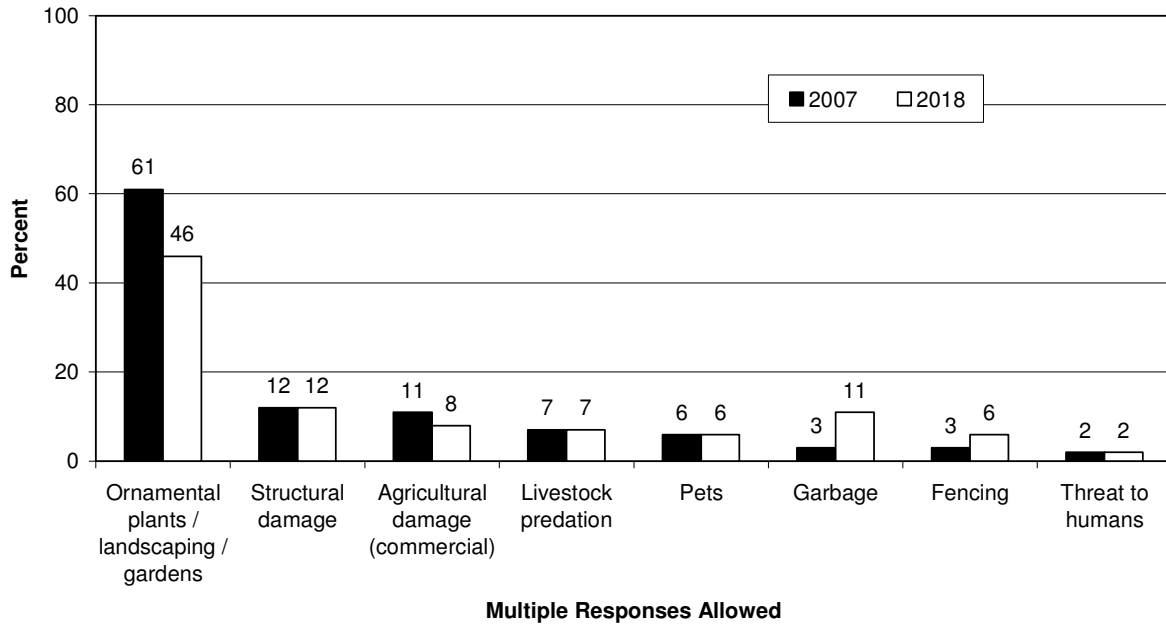
**Q79. What kind of damage did the wildlife cause?
(Asked of those who had damage from wildlife in
the past 5 years.)
(VT residents)**



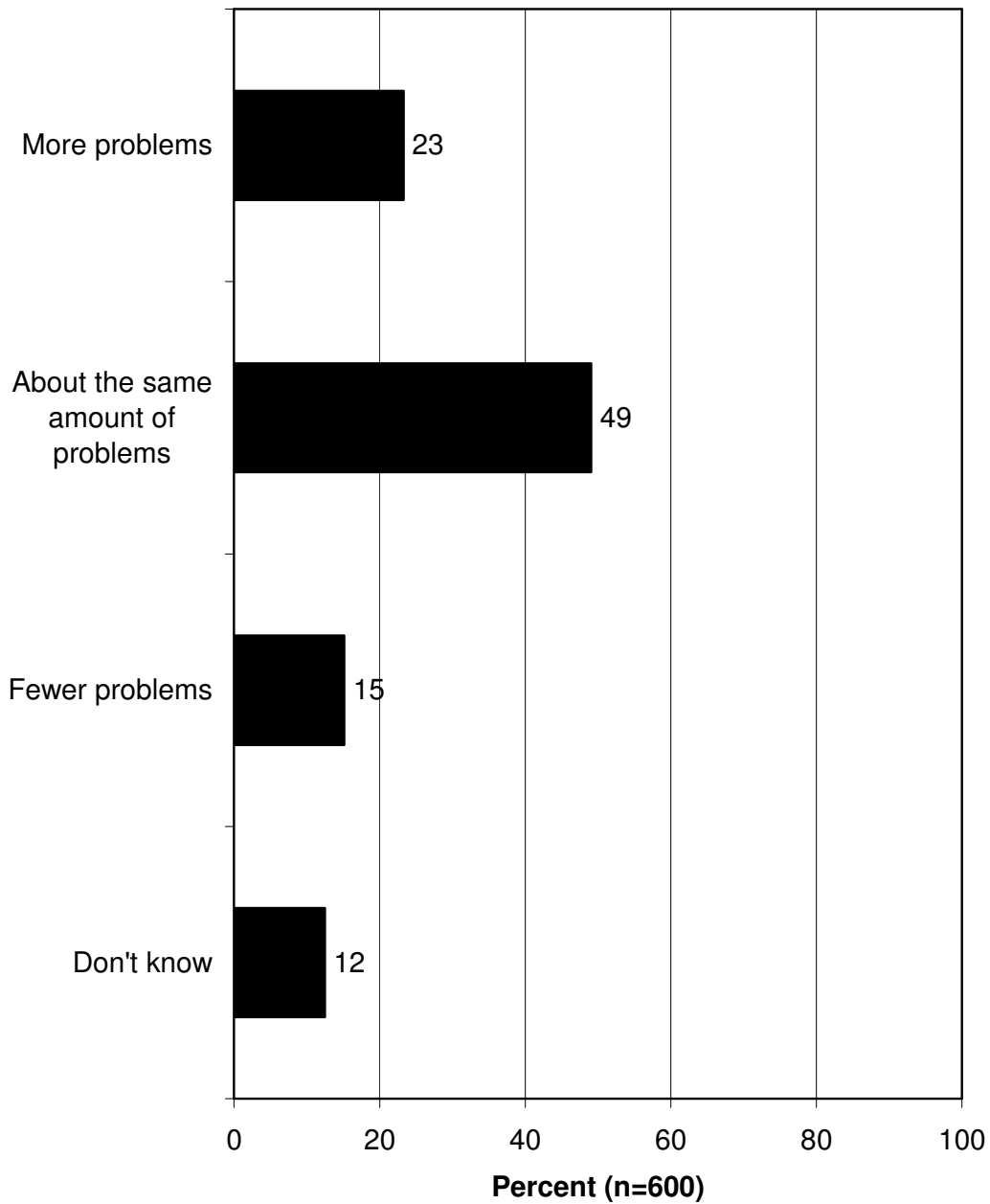
**Q79. What kind of damage did the wildlife cause?
(Asked of those who had damage from wildlife in
the past 5 years.)
(VT residents)**



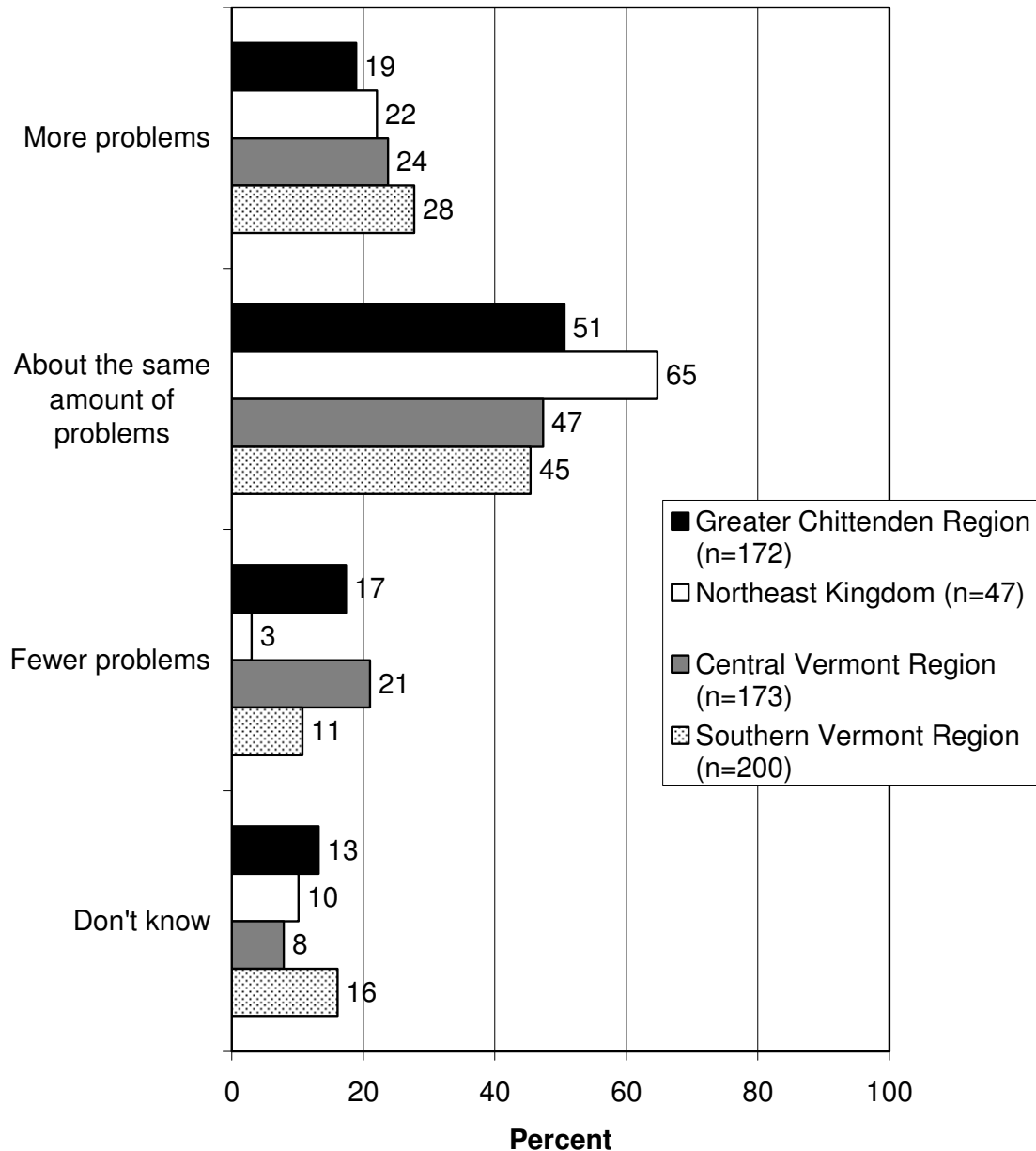
**Q79. What kind of damage did the wildlife cause? (Asked of those who had damage from wildlife in Vermont in the past 5 years.)
(VT residents)**



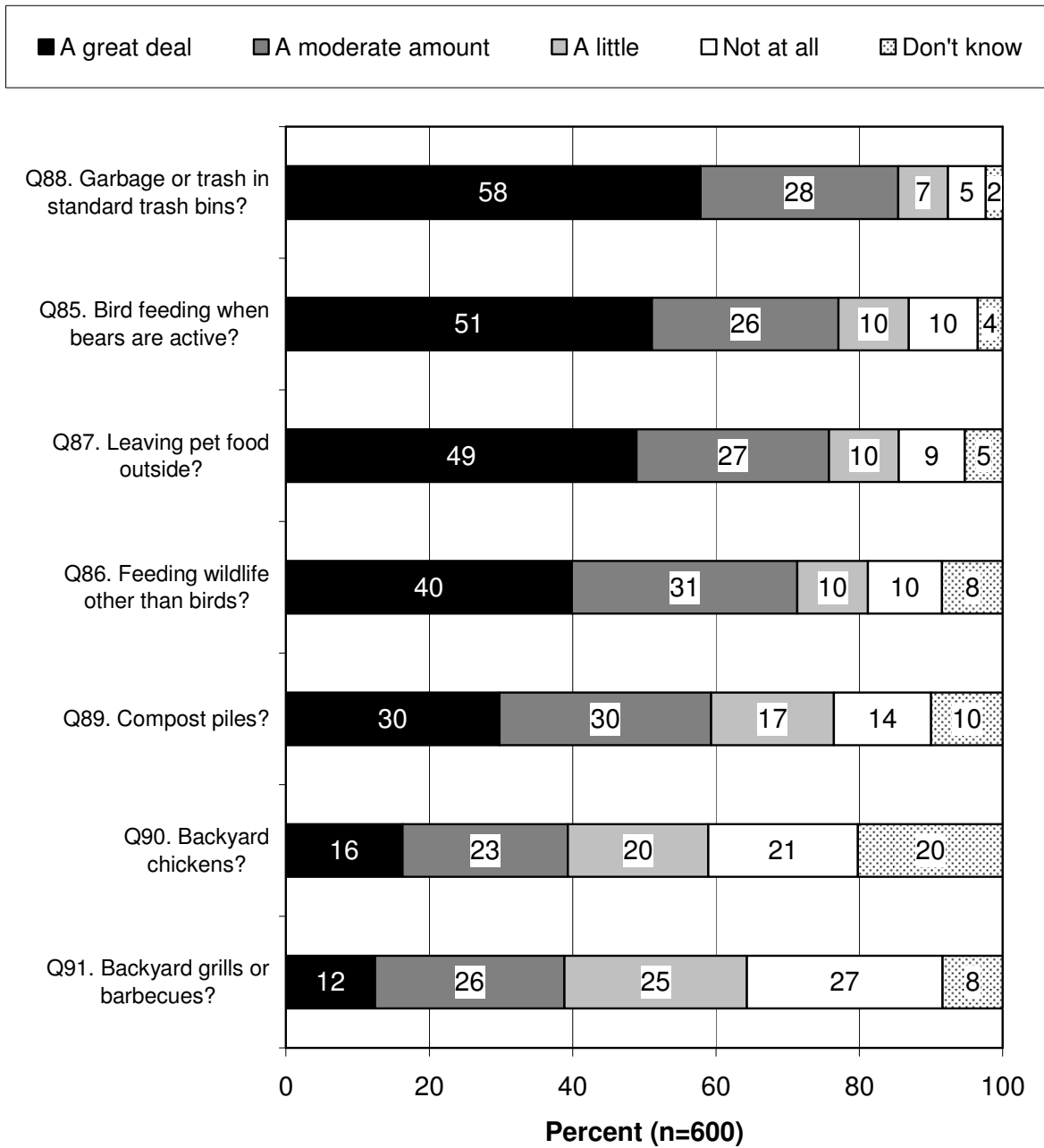
**Q82. During the past 2 years, do you think black bears have been causing more problems, about the same amount of problems, or fewer problems in your area, compared to more than 2 years ago?
(VT residents)**



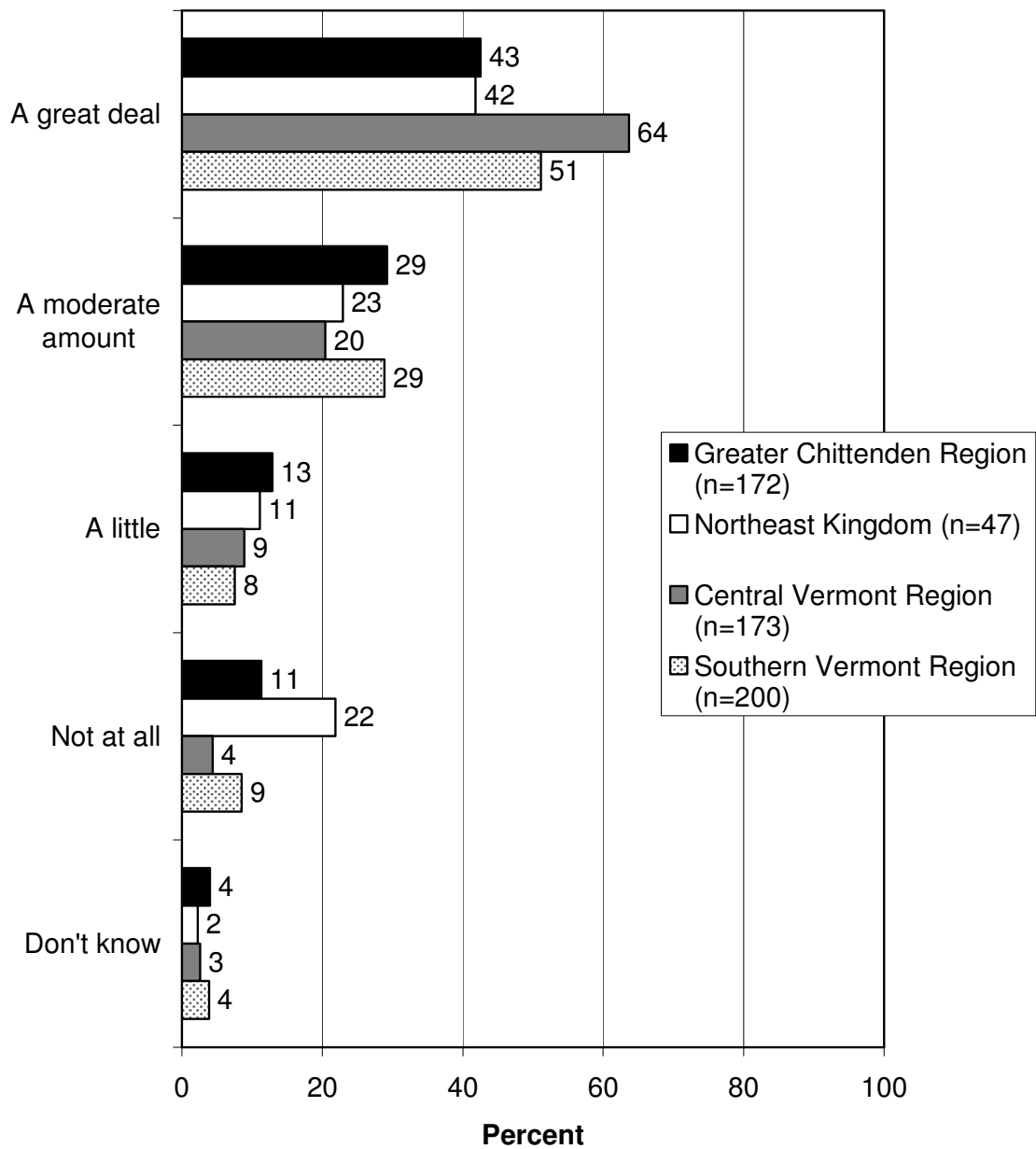
**Q82. During the past 2 years, do you think black bears have been causing more problems, about the same amount of problems, or fewer problems in your area, compared to more than 2 years ago?
(VT residents)**



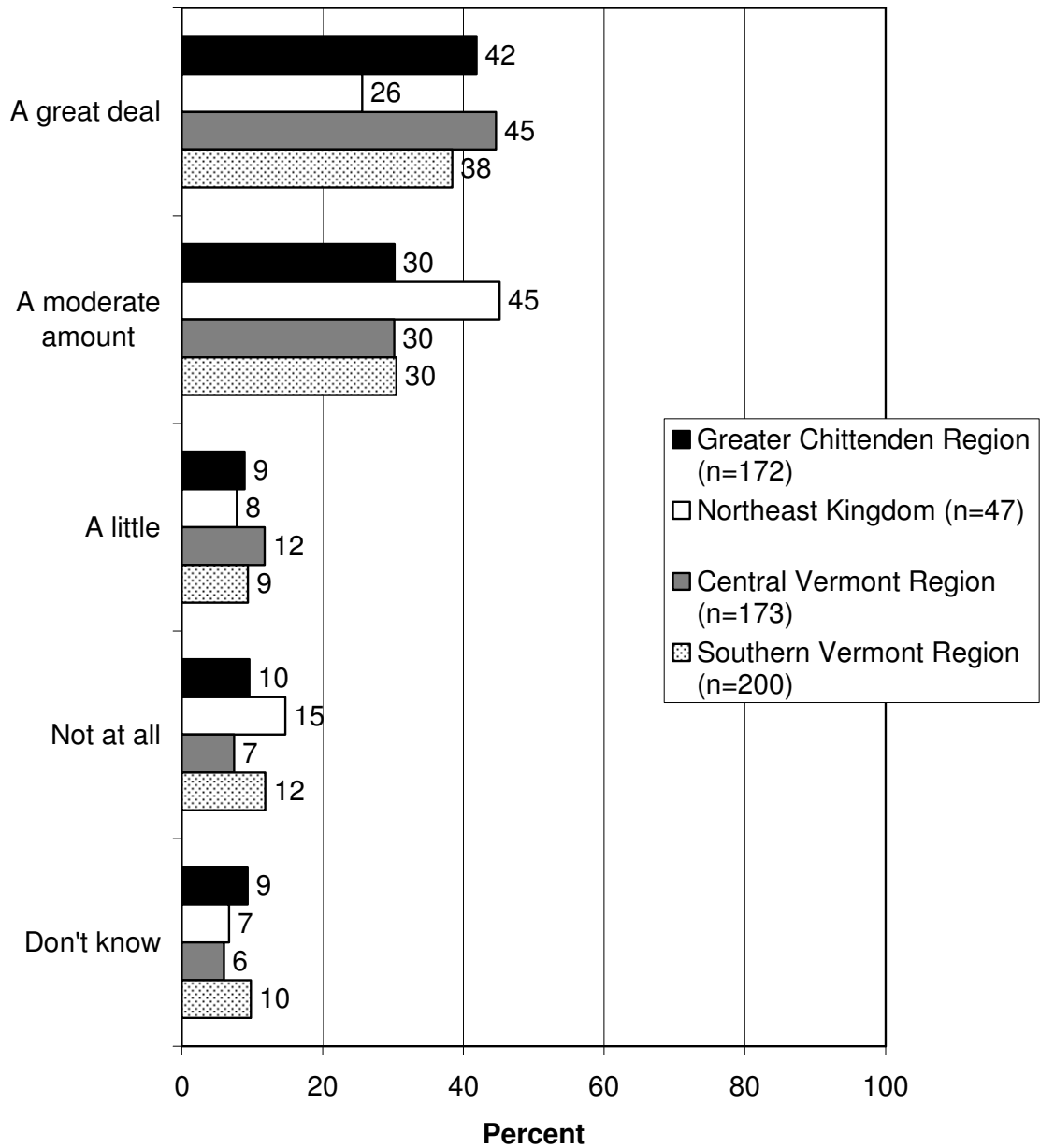
Percent of residents who indicated how much each of the following contributes to problems with bears: (VT residents)



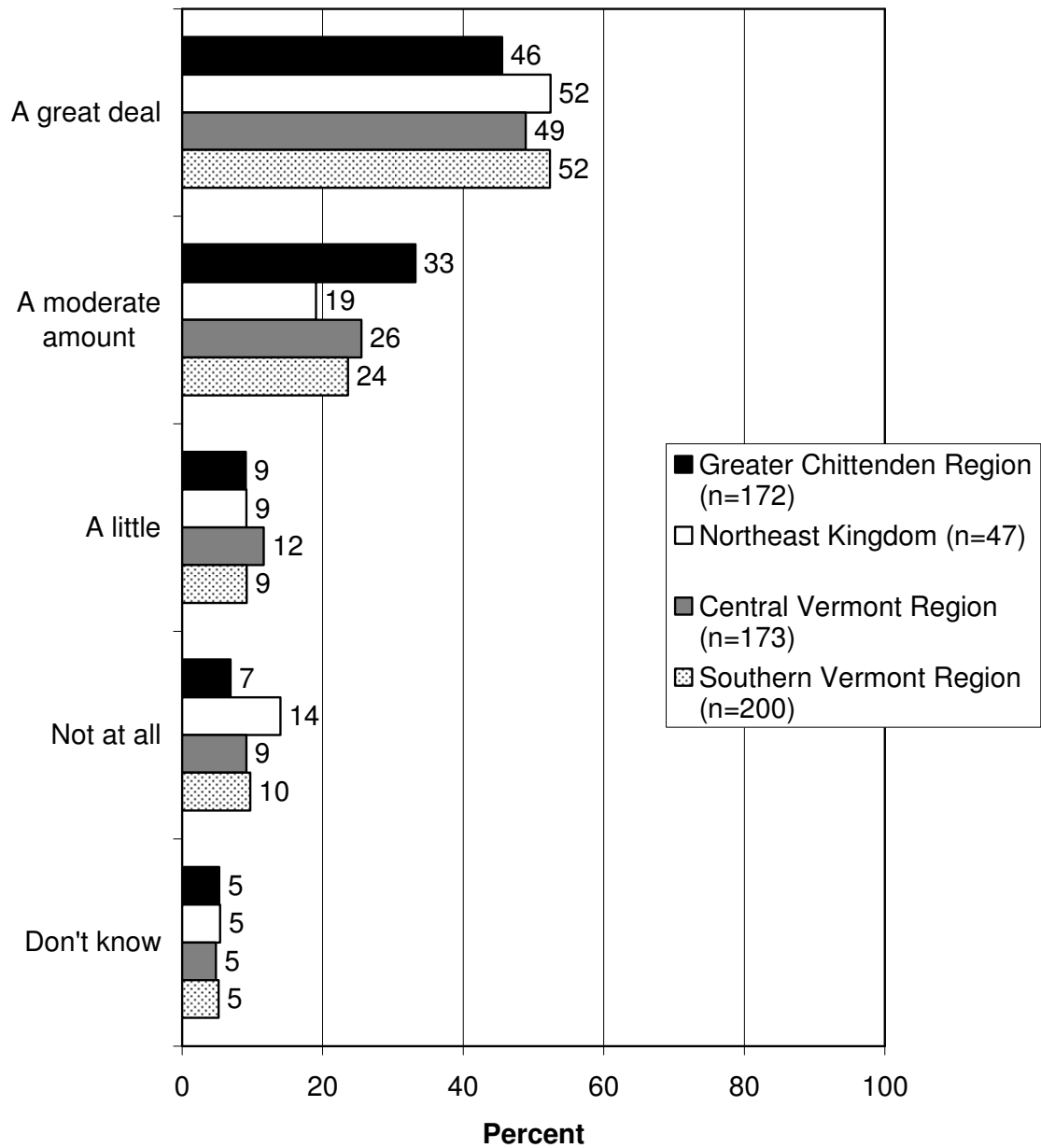
**Q85. Bird feeding when bears are active?
(How much do you think this contributes to
conflicts with wildlife?)
(VT residents)**



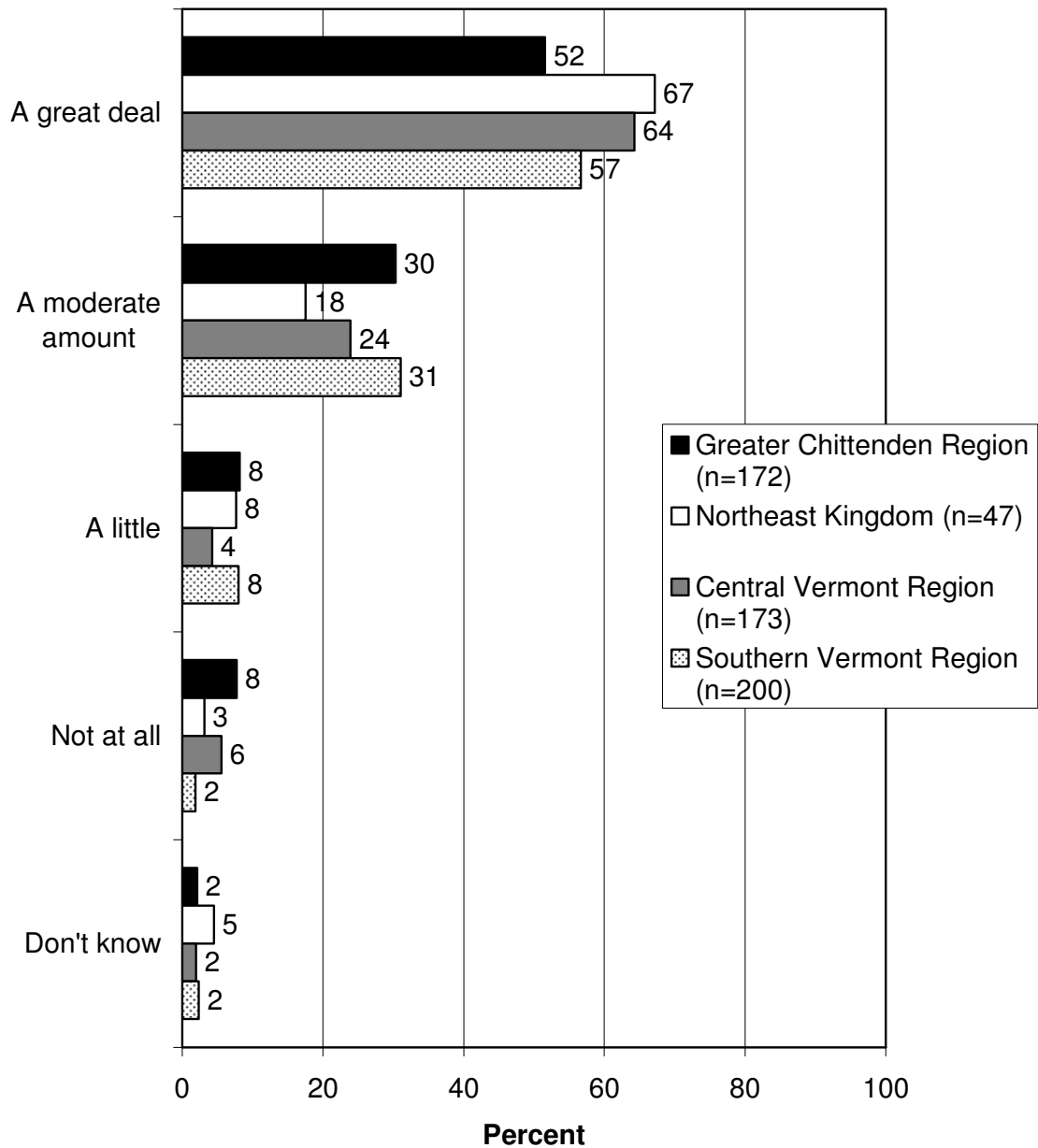
**Q86. Feeding wildlife other than birds?
(How much do you think this contributes to
conflicts with wildlife?)
(VT residents)**



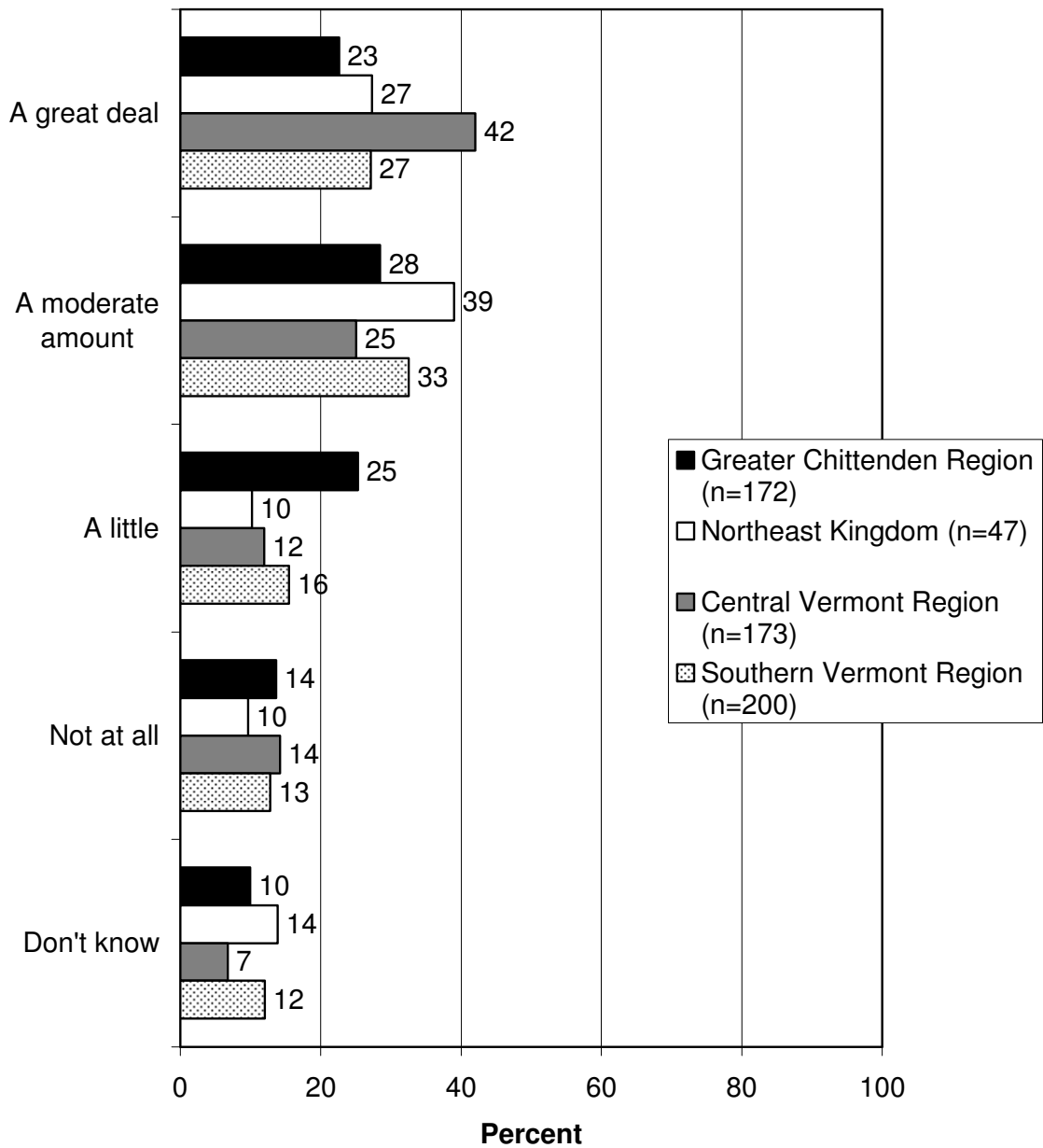
**Q87. Leaving pet food outside?
(How much do you think this contributes to
conflicts with wildlife?)
(VT residents)**



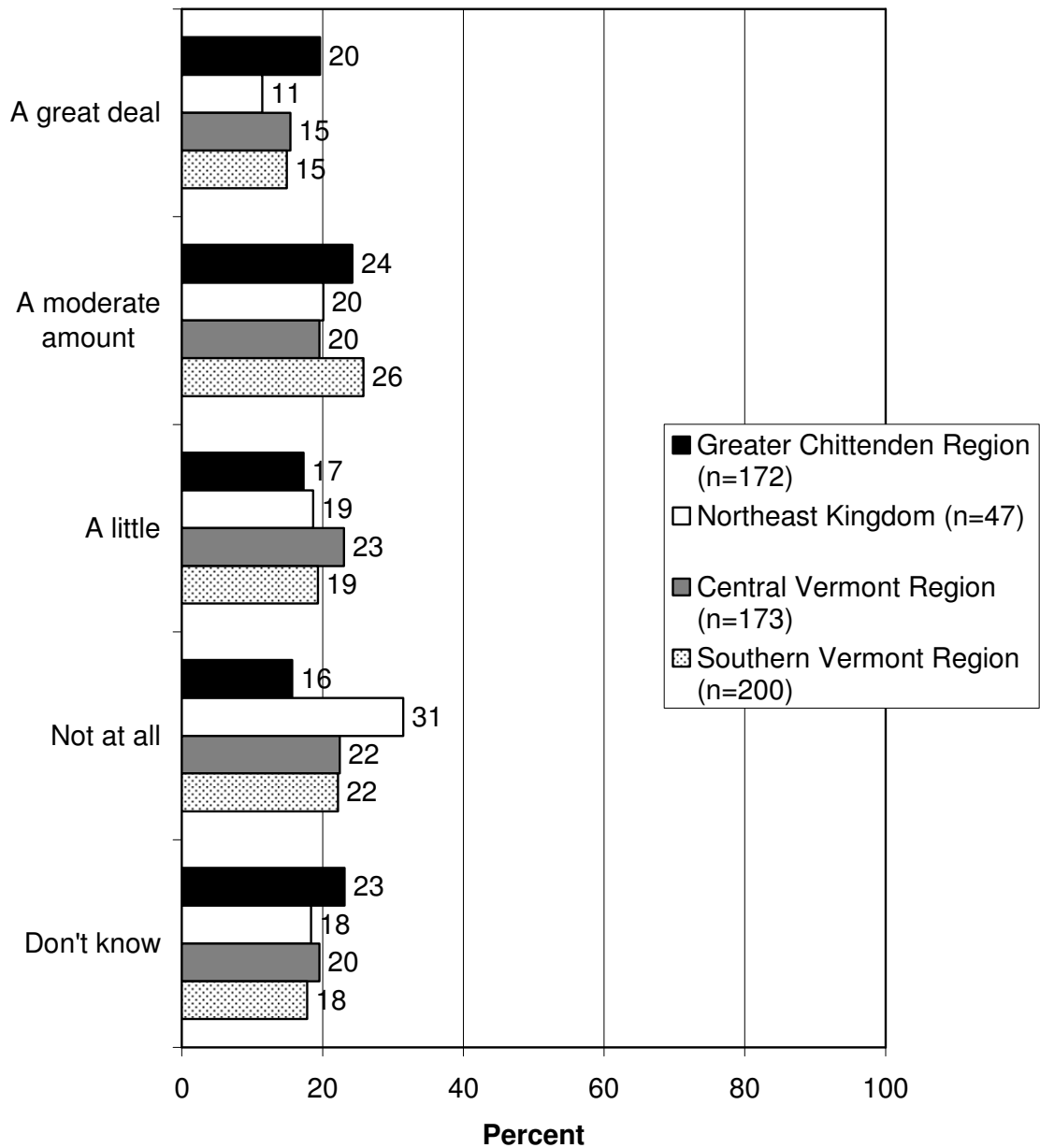
**Q88. Garbage or trash in standard trash bins?
(How much do you think this contributes to
conflicts with wildlife?)
(VT residents)**



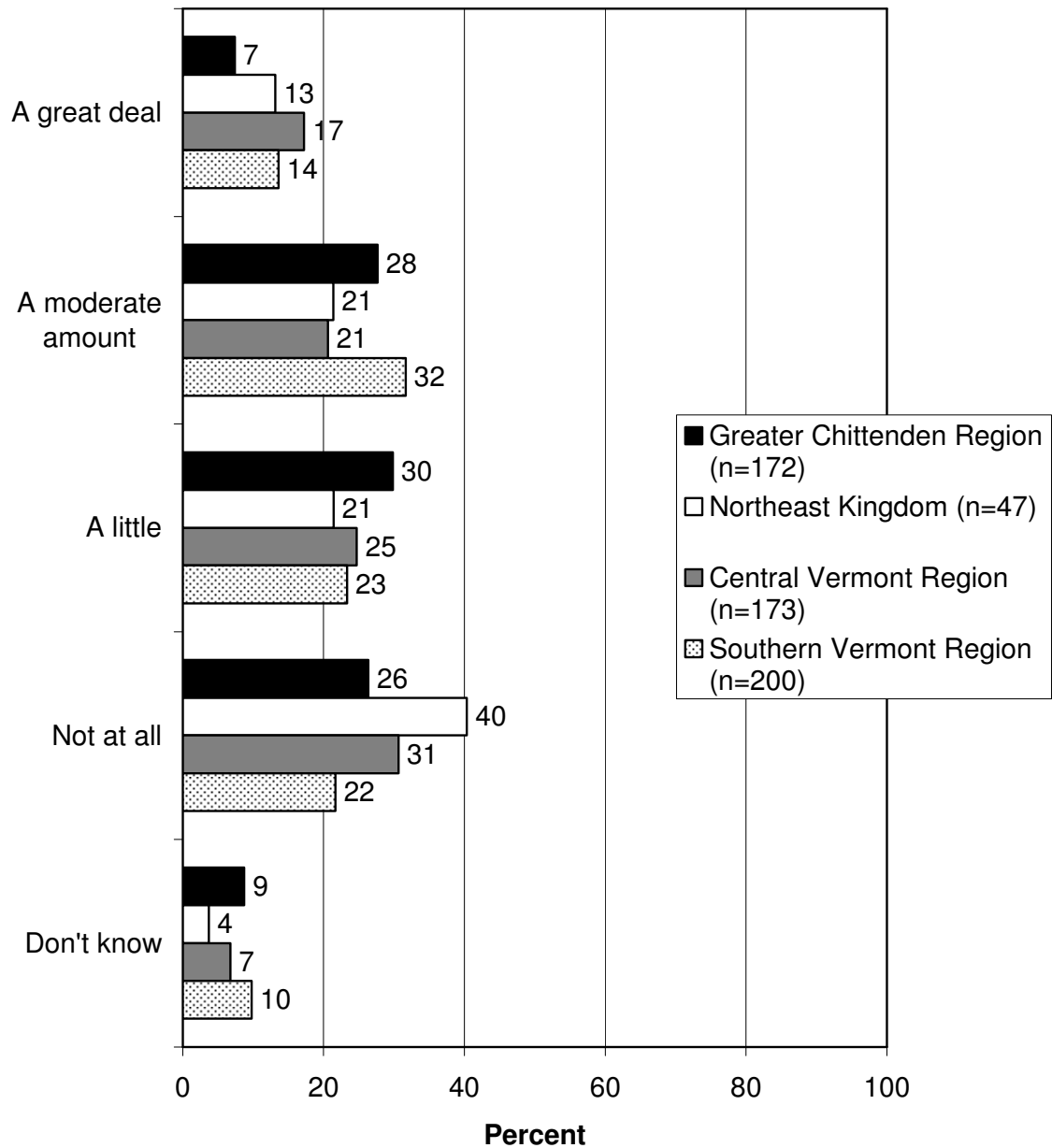
**Q89. Compost piles?
(How much do you think this contributes to
conflicts with wildlife?)
(VT residents)**



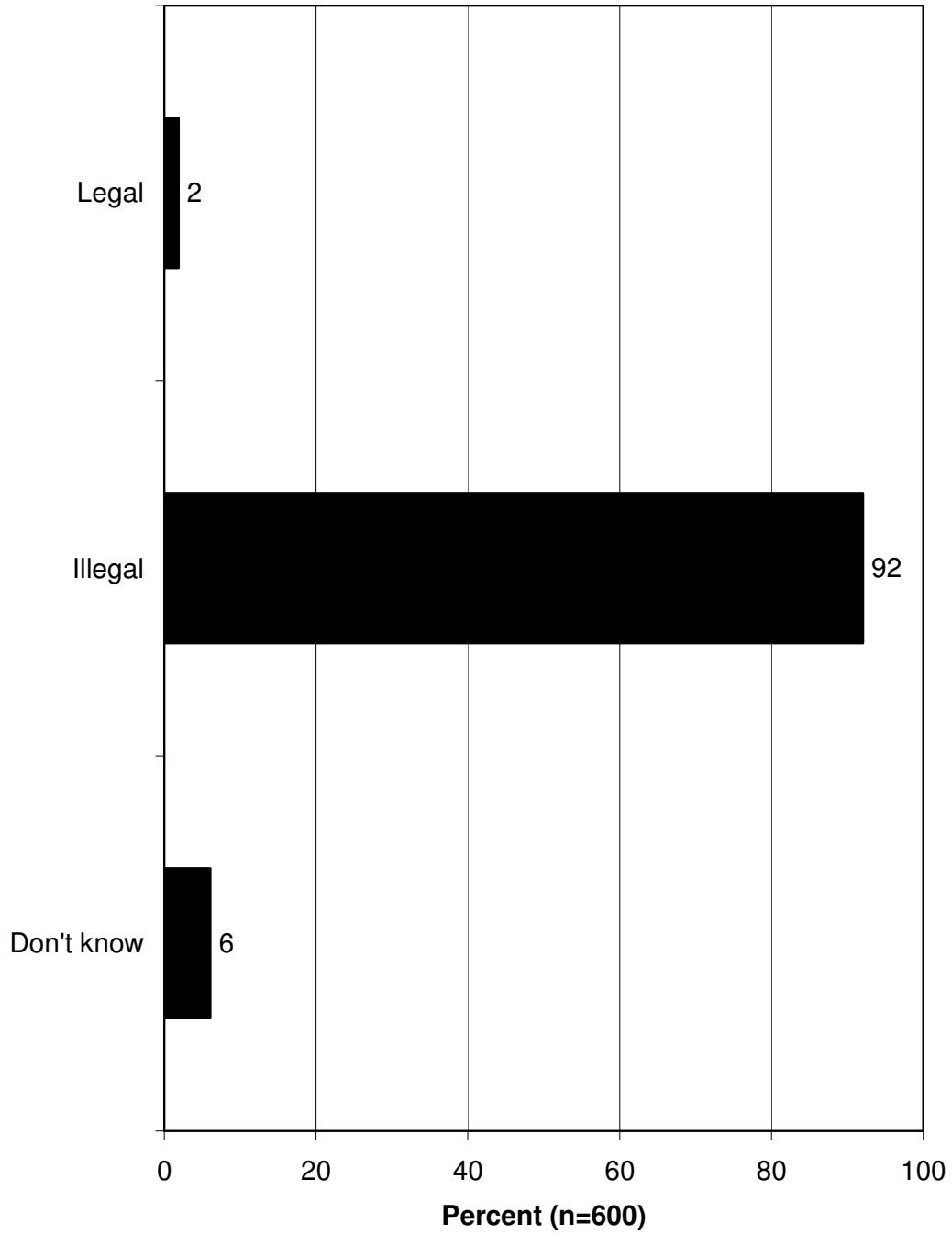
**Q90. Backyard chickens?
 (How much do you think this contributes to
 conflicts with wildlife?)
 (VT residents)**



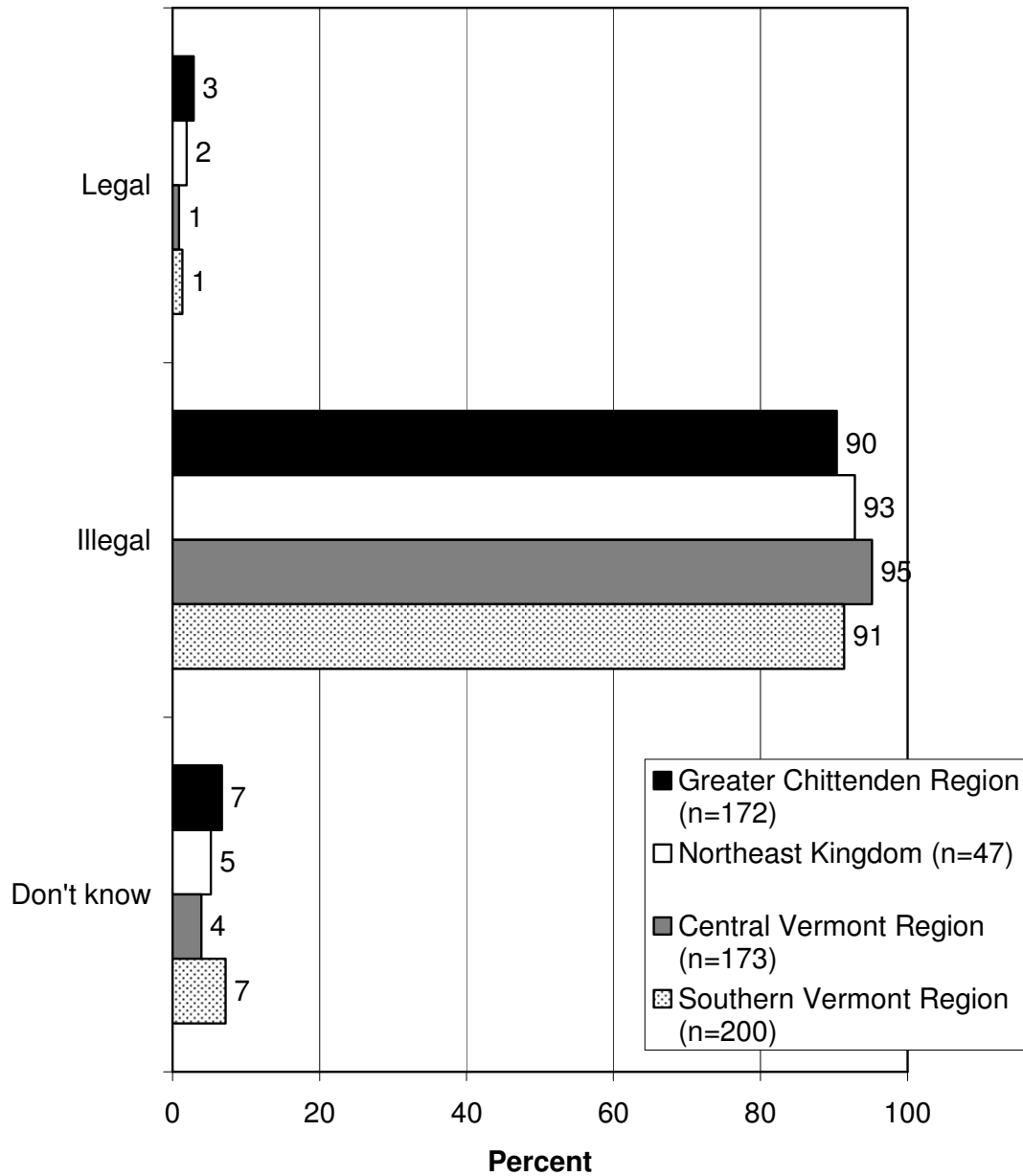
**Q91. Backyard grills or barbecues?
(How much do you think this contributes to
conflicts with wildlife?)
(VT residents)**



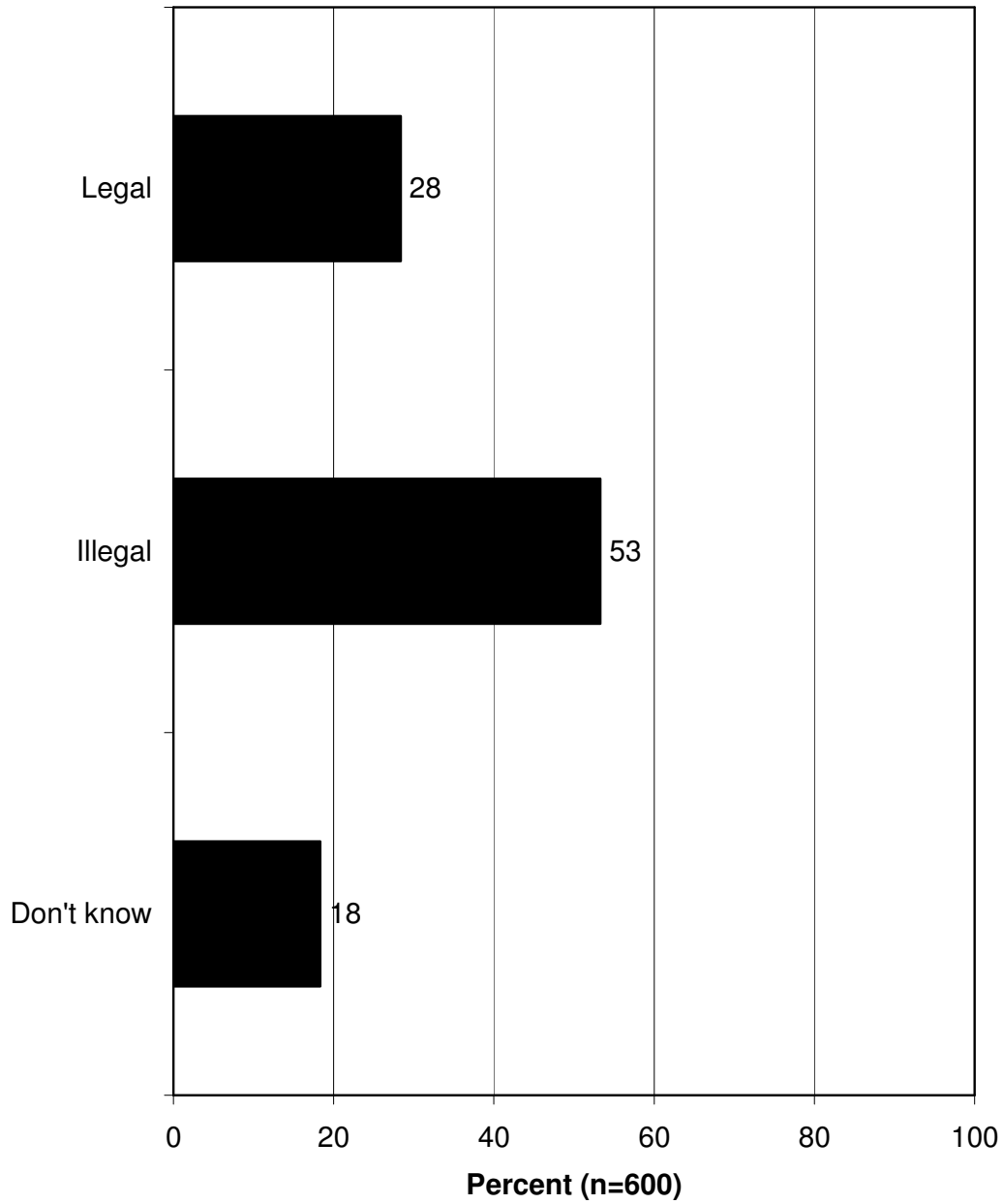
**Q92. Do you think it is legal or illegal to intentionally feed black bears in Vermont?
(VT residents)**



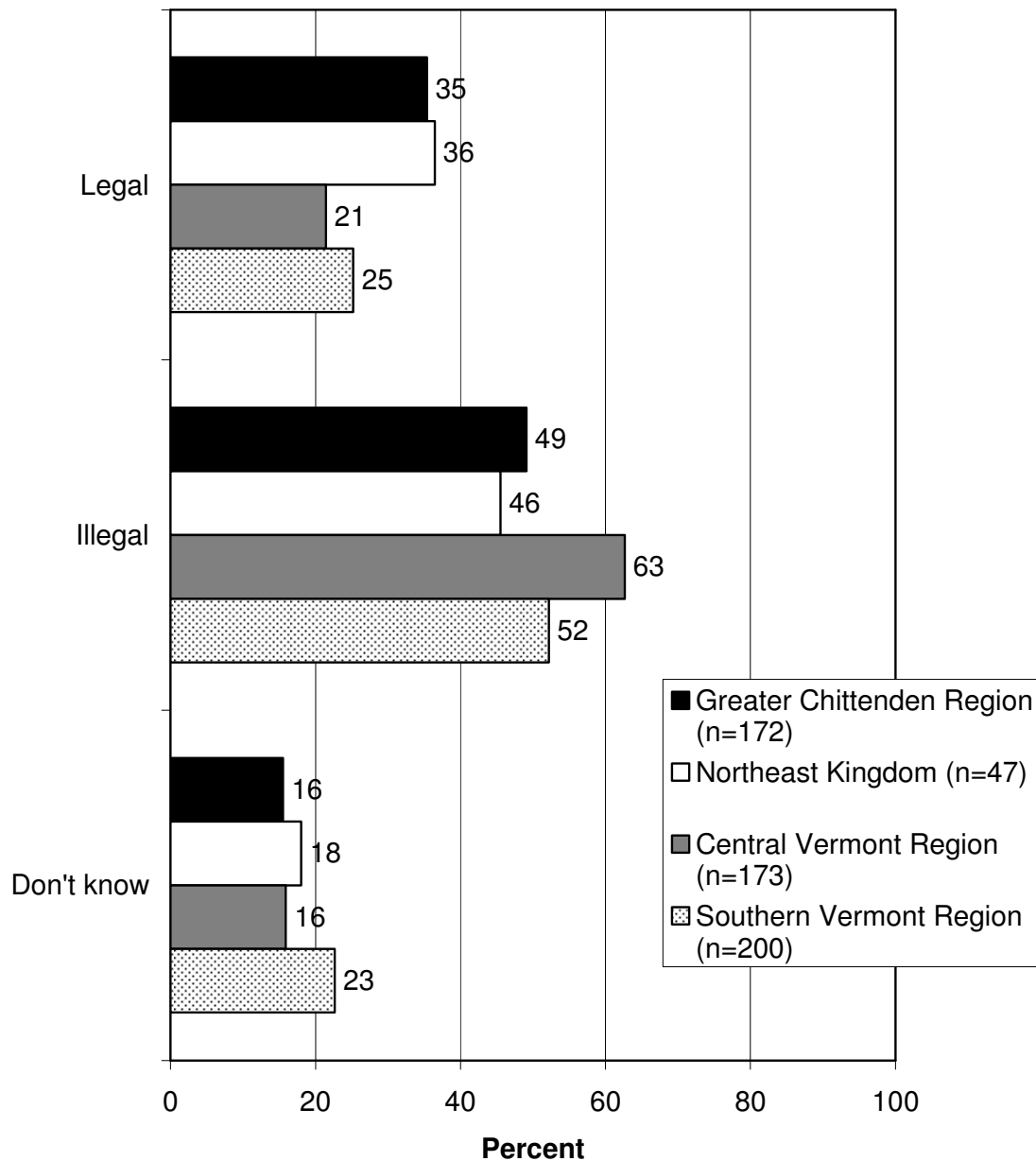
**Q92. Do you think it is legal or illegal to intentionally feed black bears in Vermont?
(VT residents)**



**Q93. Do you think it is legal or illegal to unintentionally feed black bears in Vermont without taking steps to prevent bears from obtaining the food?
(VT residents)**

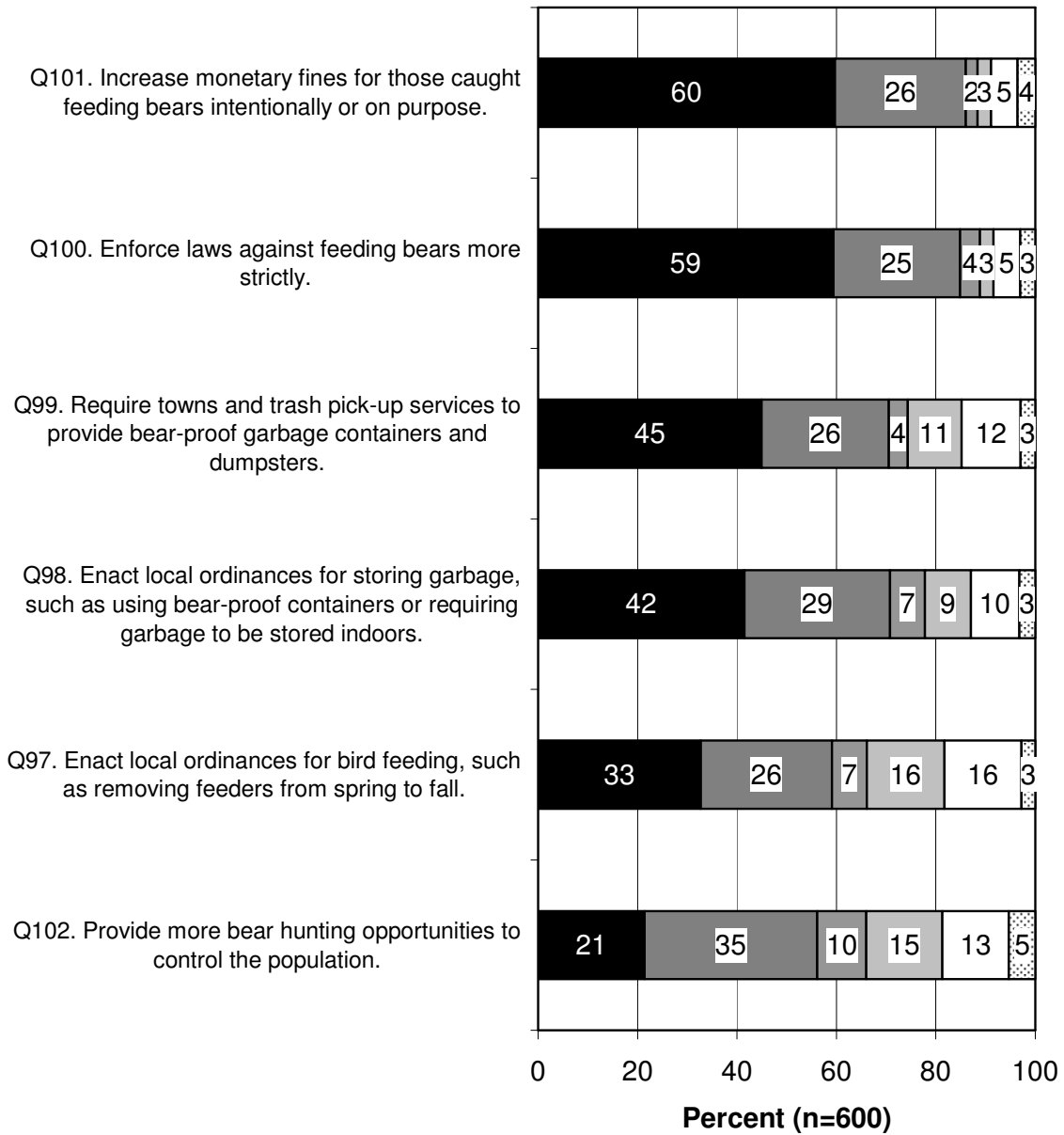


**Q93. Do you think it is legal or illegal to unintentionally feed black bears in Vermont without taking steps to prevent bears from obtaining the food?
(VT residents)**

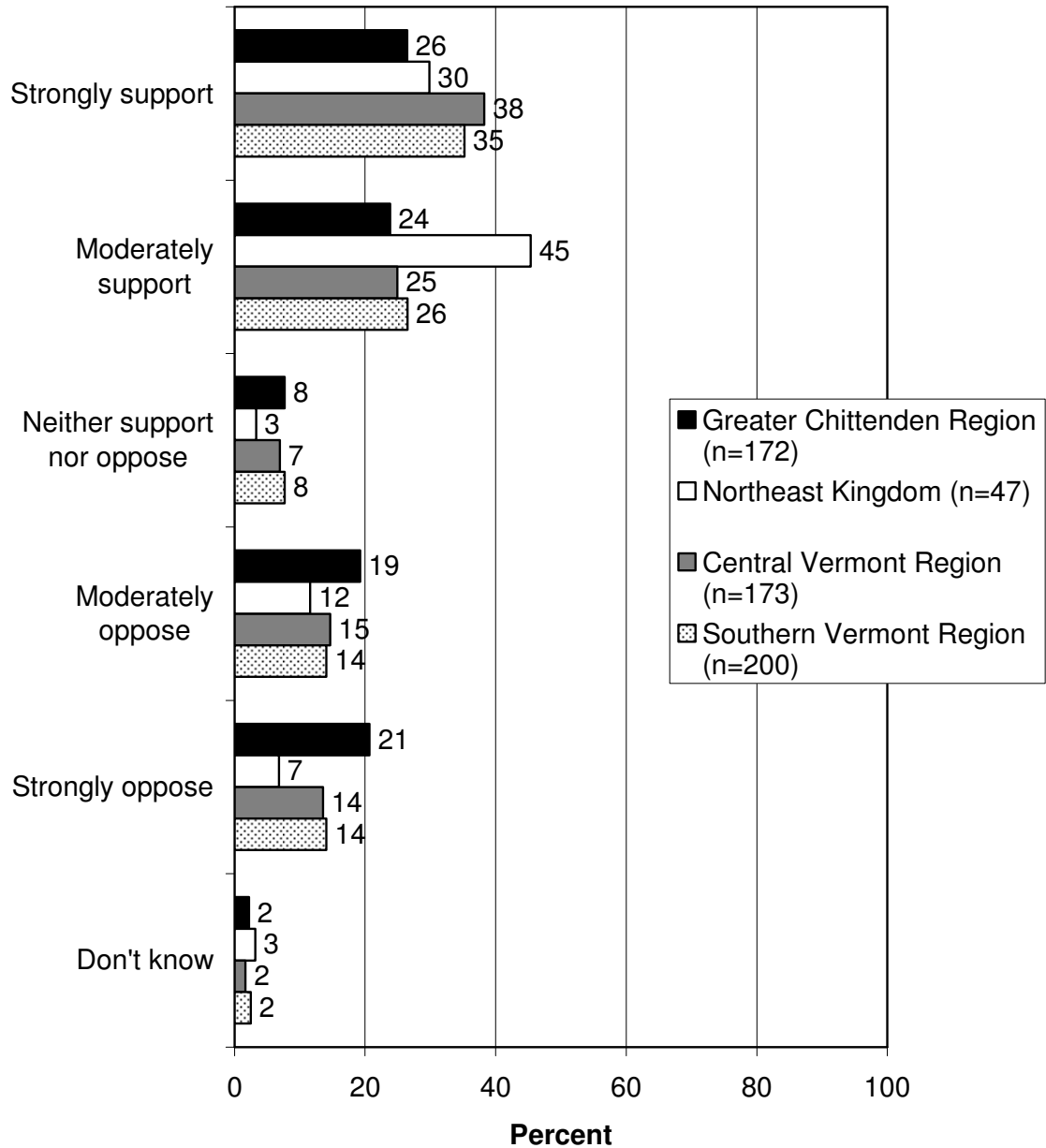


Percent of residents who [support / oppose] the following actions to potentially prevent or reduce problems with bears in Vermont: (VT residents)

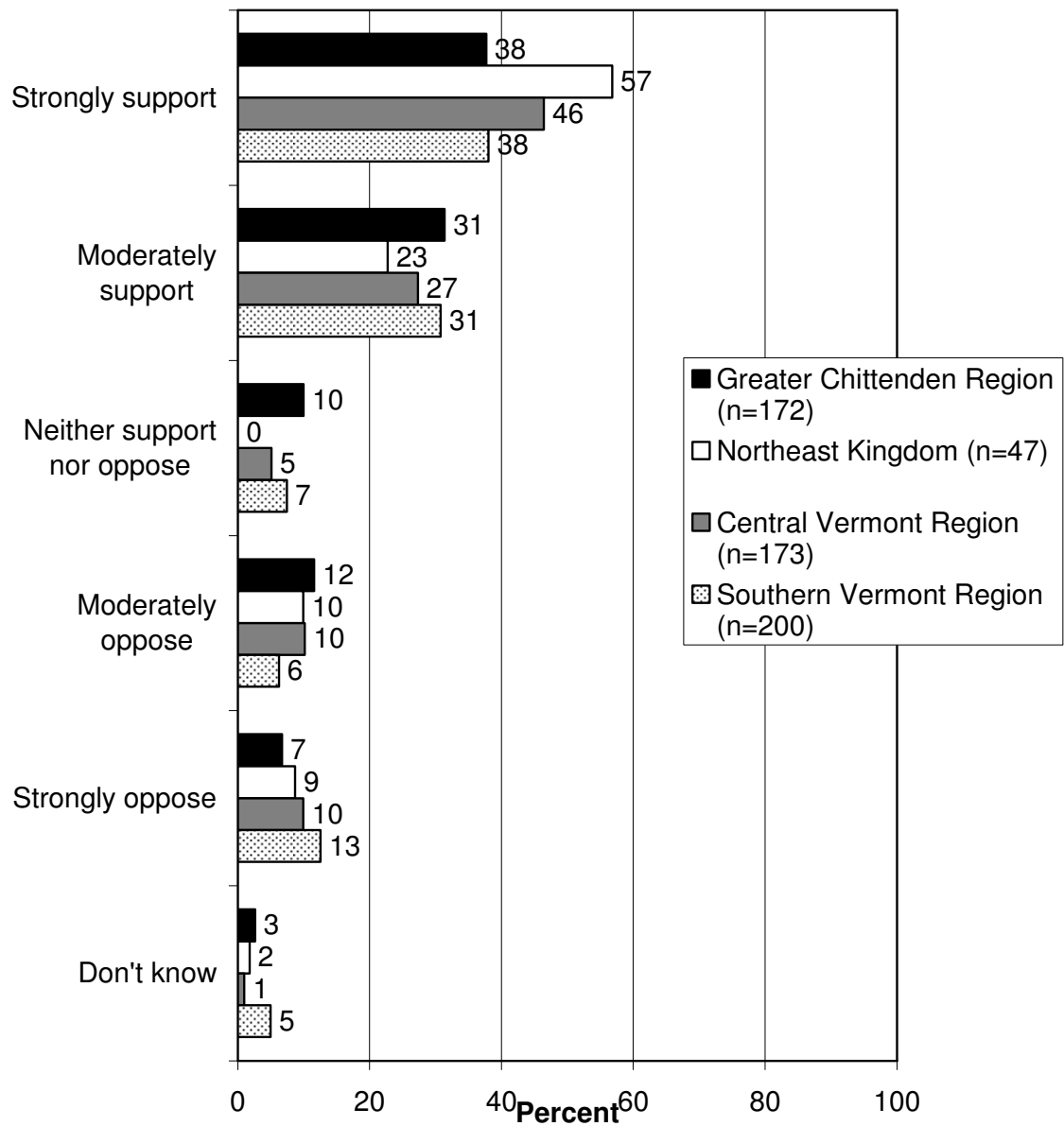
Strongly support
 Moderately support
 Neither support nor oppose
 Moderately oppose
 Strongly oppose
 Don't know



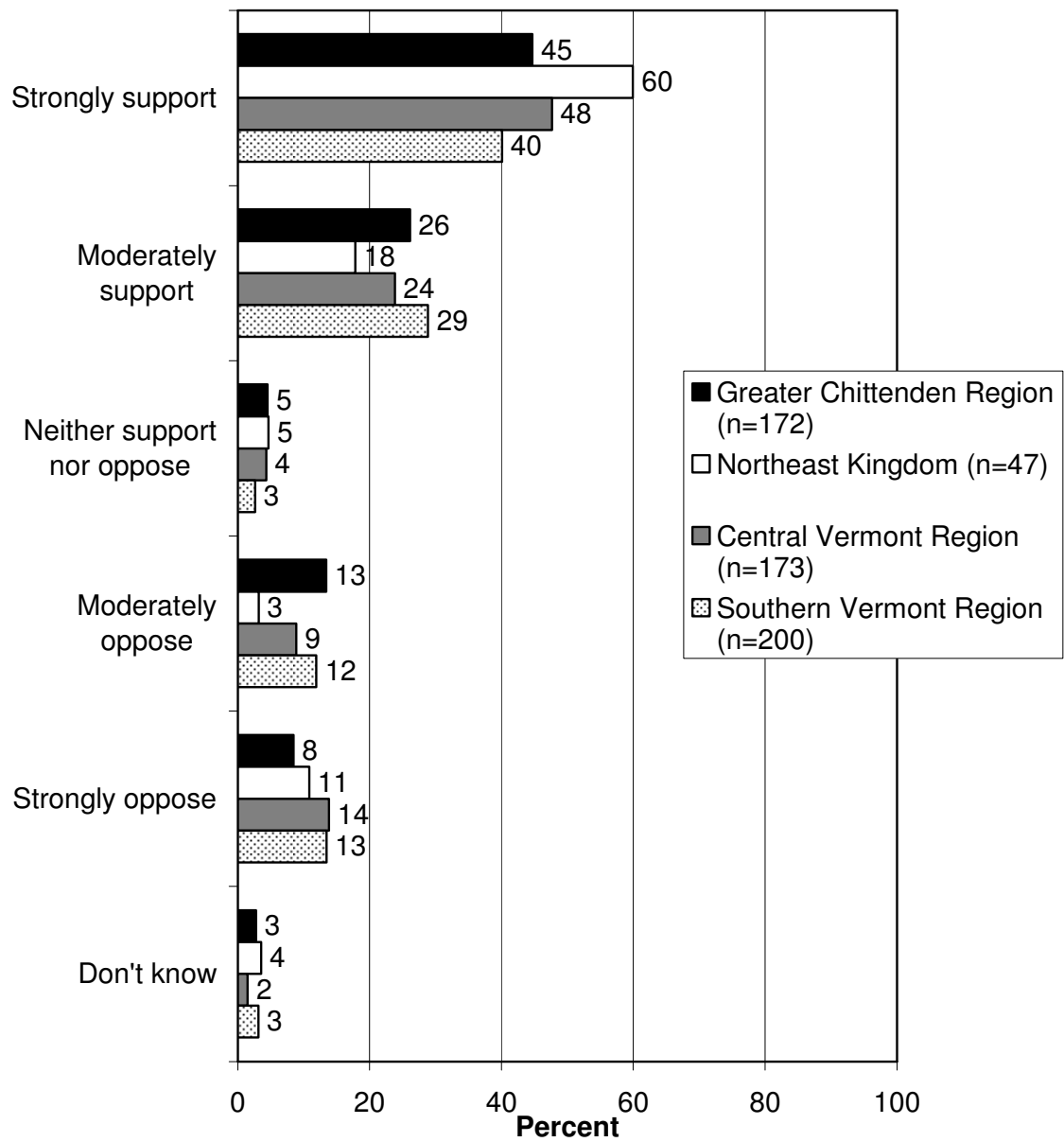
**Q97. Enact local ordinances for bird feeding, such as removing feeders from spring to fall.
(Do you support this action to potentially prevent or reduce problems with bears in Vermont?)
(VT residents)**



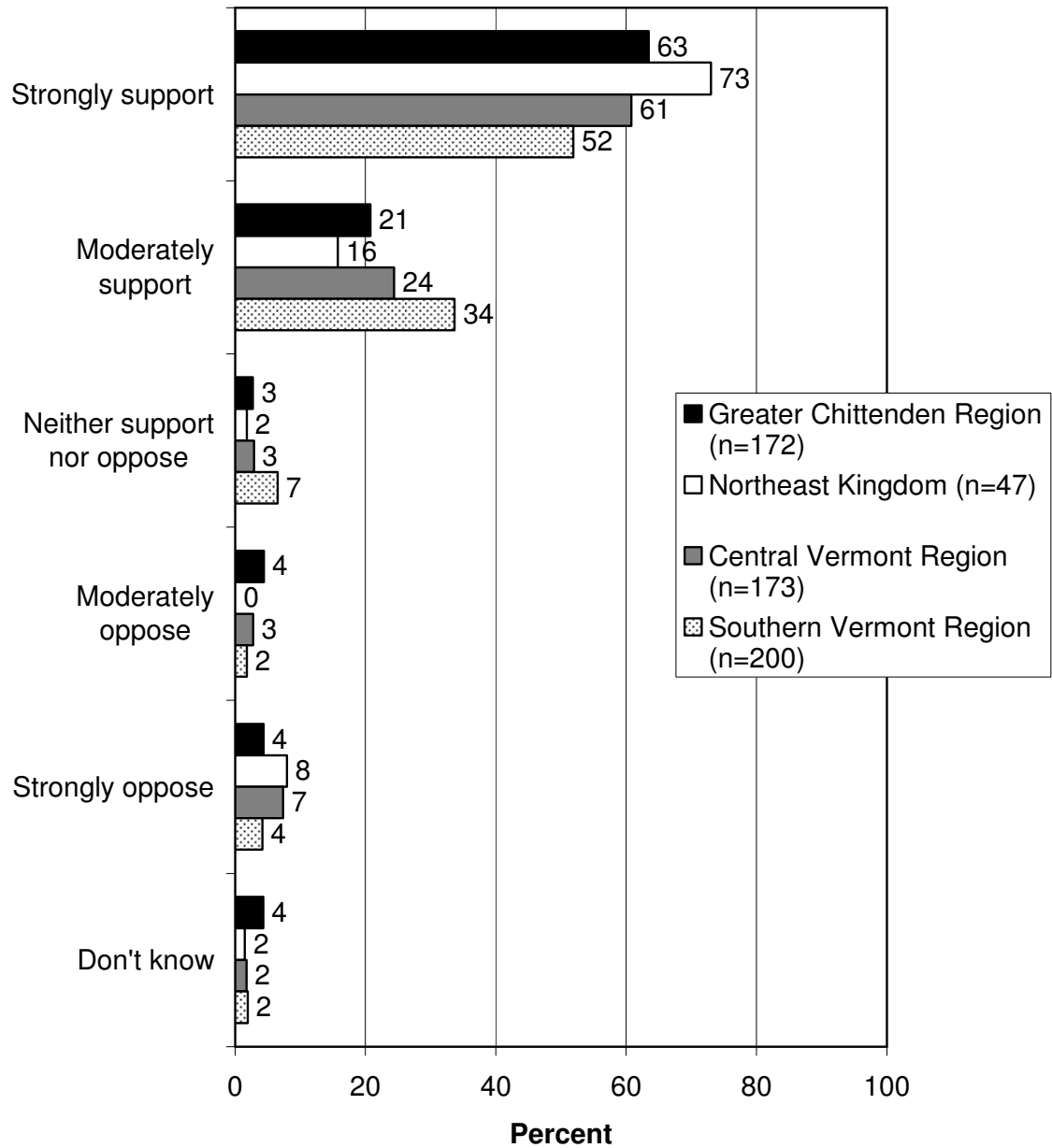
**Q98. Enact local ordinances for storing garbage, such as using bear-proof containers or requiring garbage to be stored indoors. (Do you support this action to potentially prevent or reduce problems with bears in Vermont?)
(VT residents)**



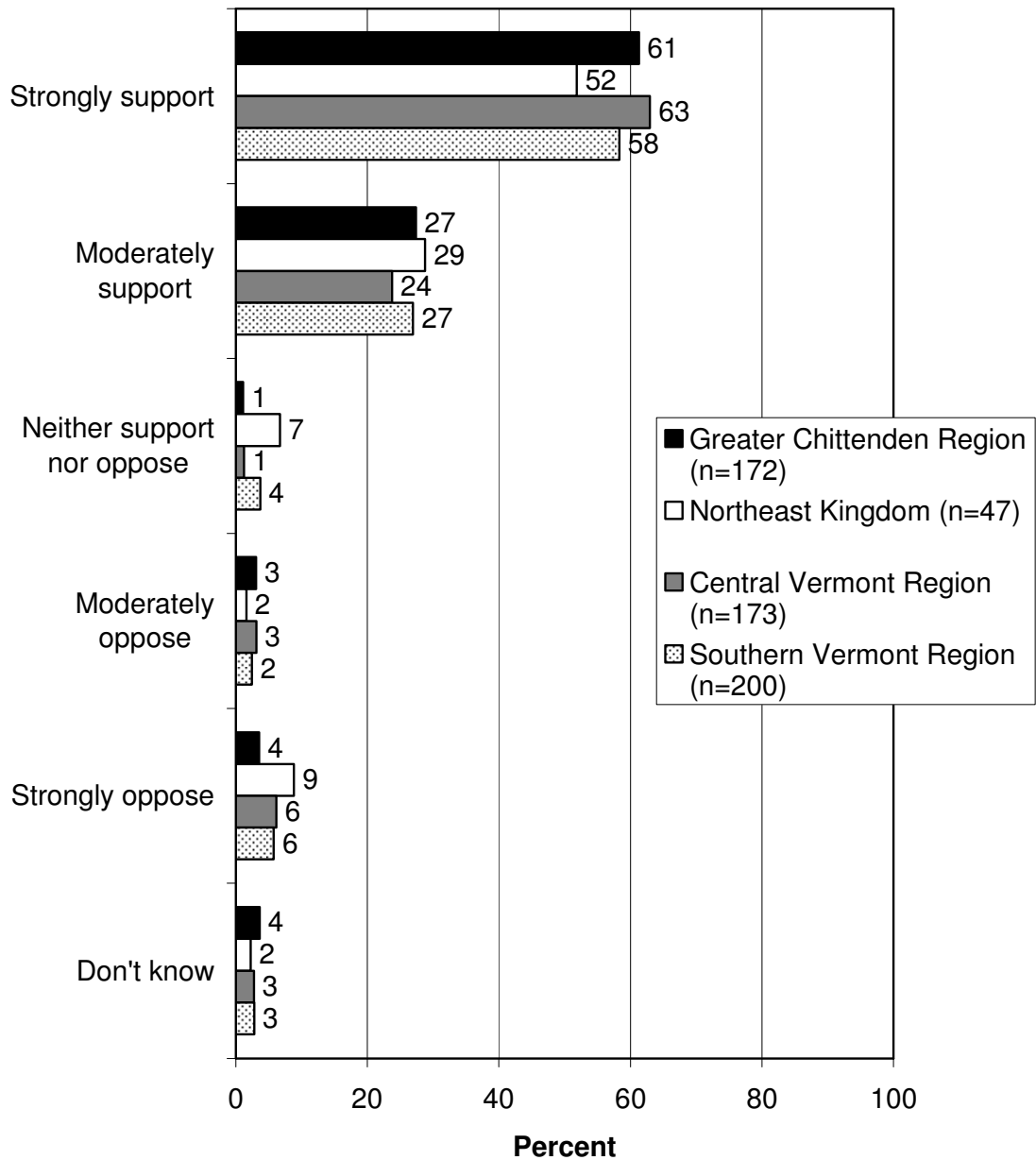
Q99. Require towns and trash pick-up services to provide bear-proof garbage containers and dumpsters. (Do you support this action to potentially prevent or reduce problems with bears in Vermont?) (VT residents)



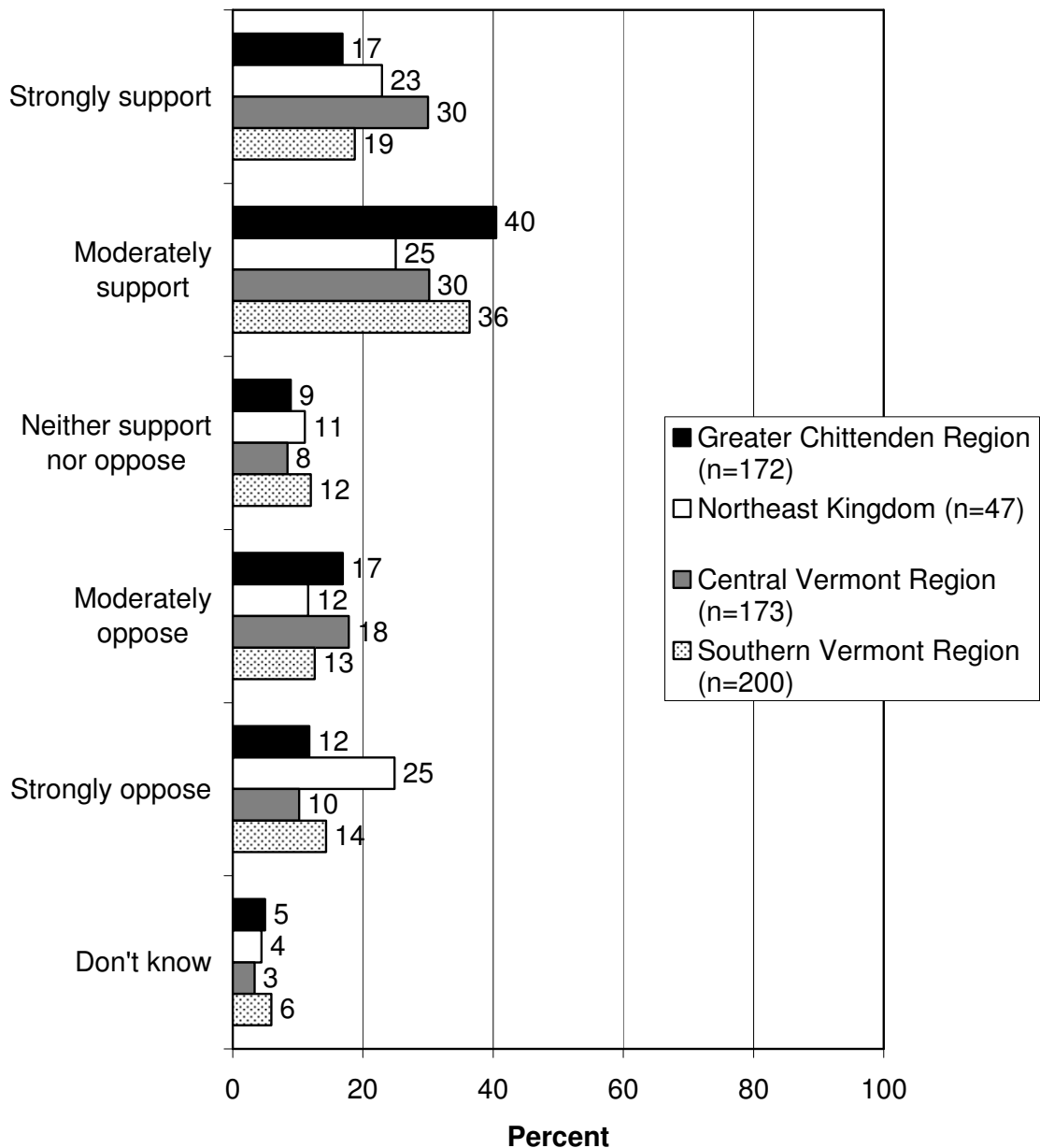
**Q100. Enforce laws against feeding bears more strictly. (Do you support this action to potentially prevent or reduce problems with bears in Vermont?)
(VT residents)**



**Q101. Increase monetary fines for those caught feeding bears intentionally or on purpose.
(Do you support this action to potentially prevent or reduce problems with bears in Vermont?)
(VT residents)**



**Q102. Provide more bear hunting opportunities to control the population. (Do you support this action to potentially prevent or reduce problems with bears in Vermont?)
(VT residents)**

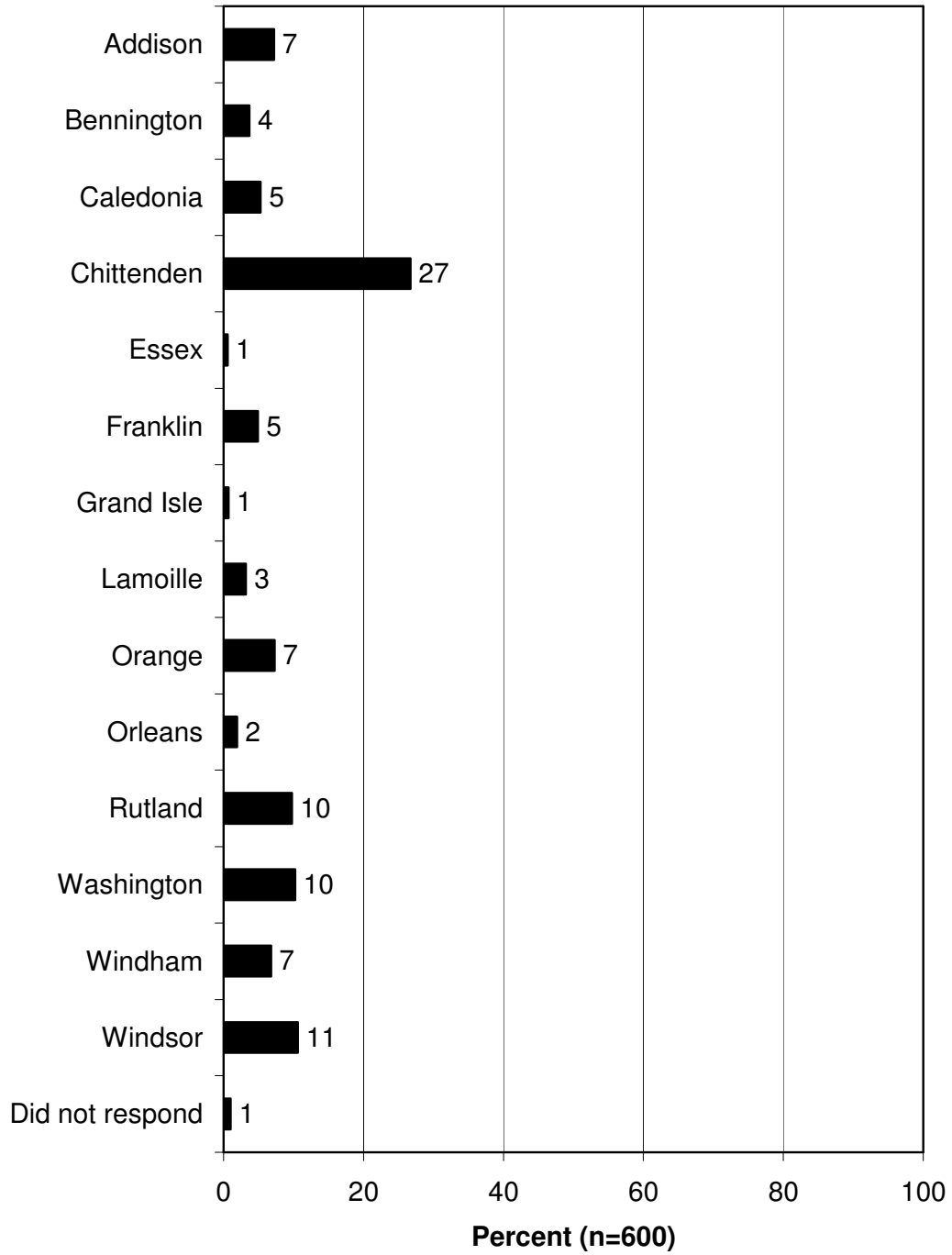


DEMOGRAPHICS

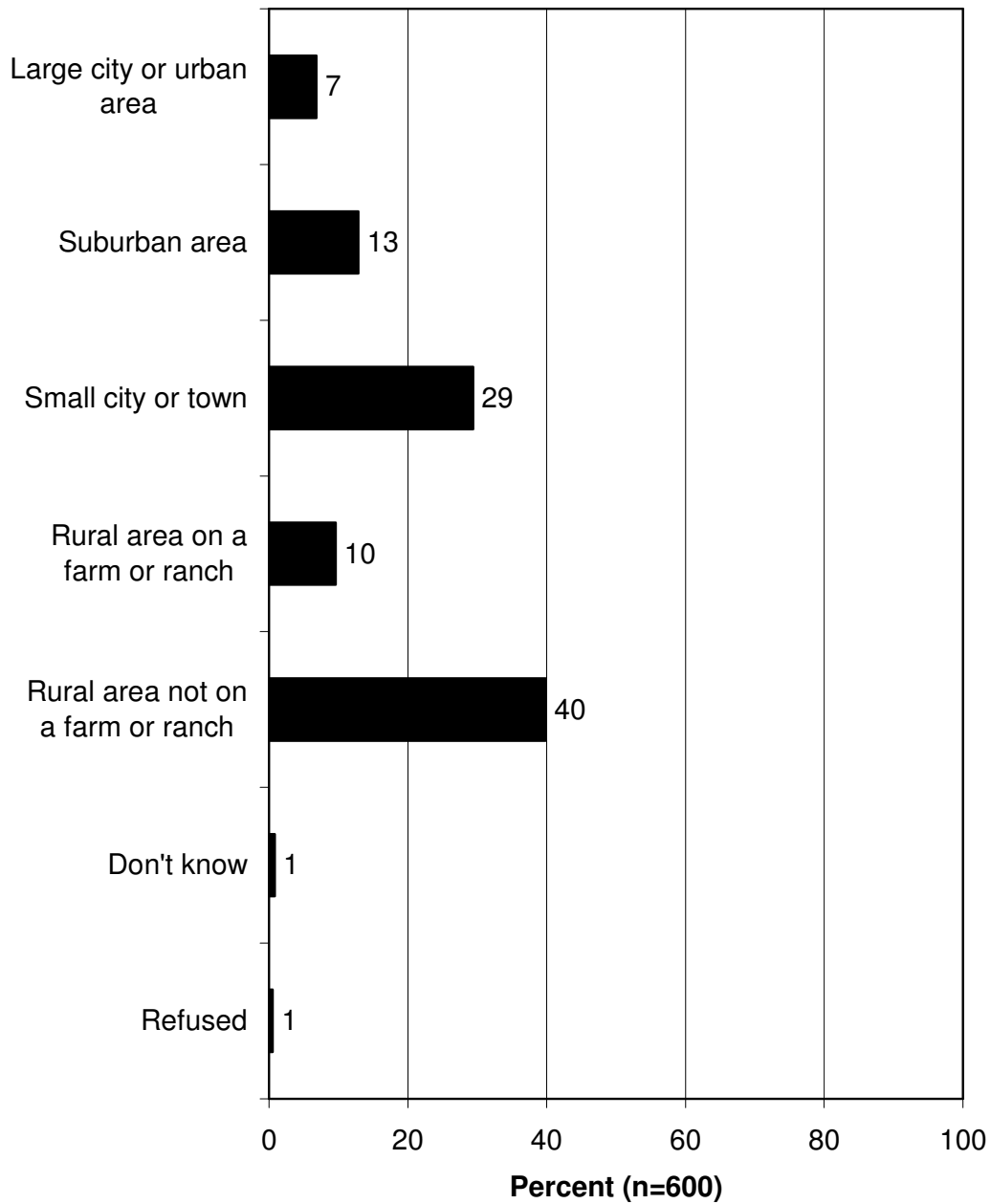
RESIDENT SURVEY

- The survey gathered the following information:
 - County of residence.
 - Type of residential area.
 - Age.
 - Gender.

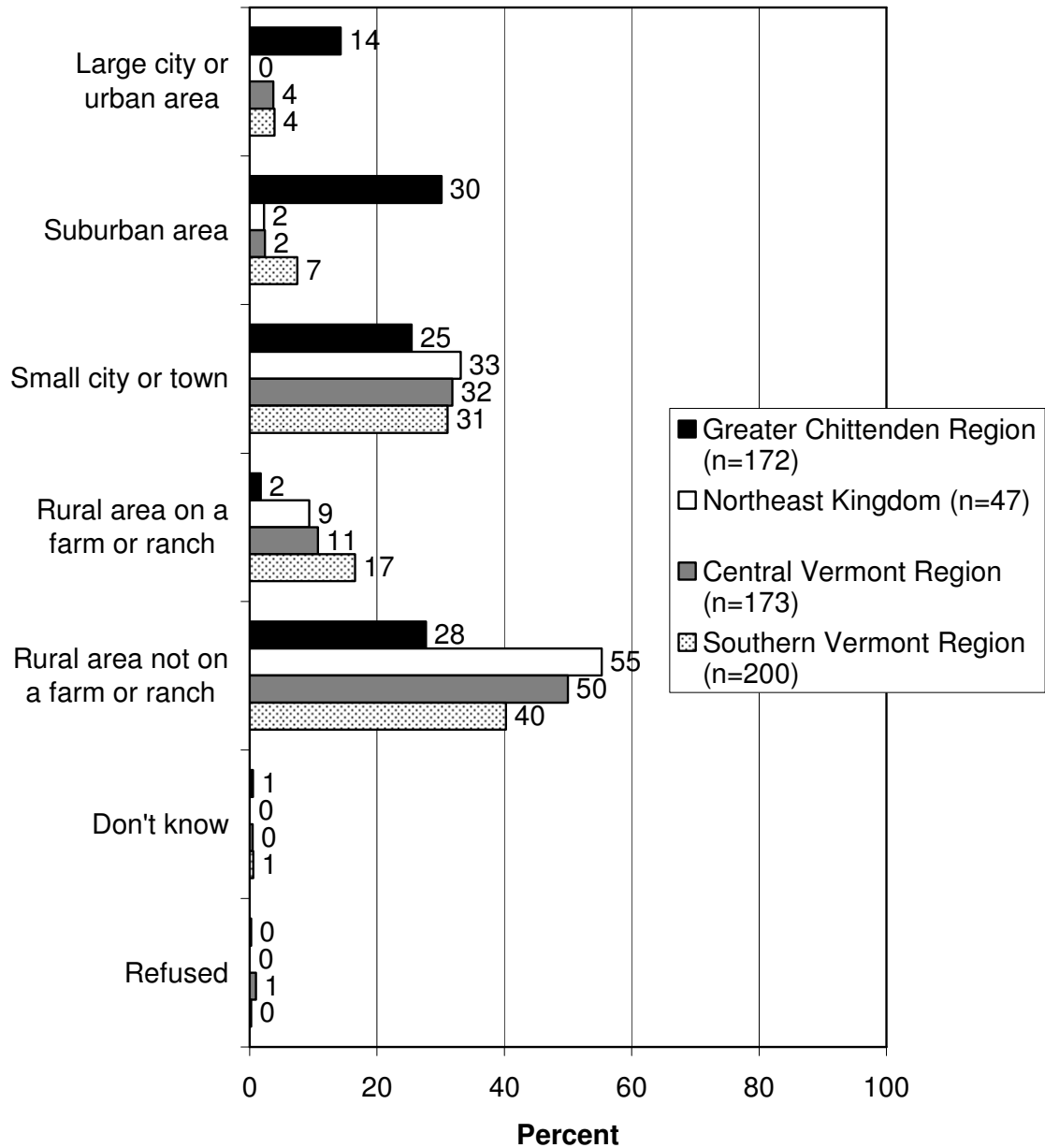
**Q104. In which county do you live in Vermont?
(VT residents)**



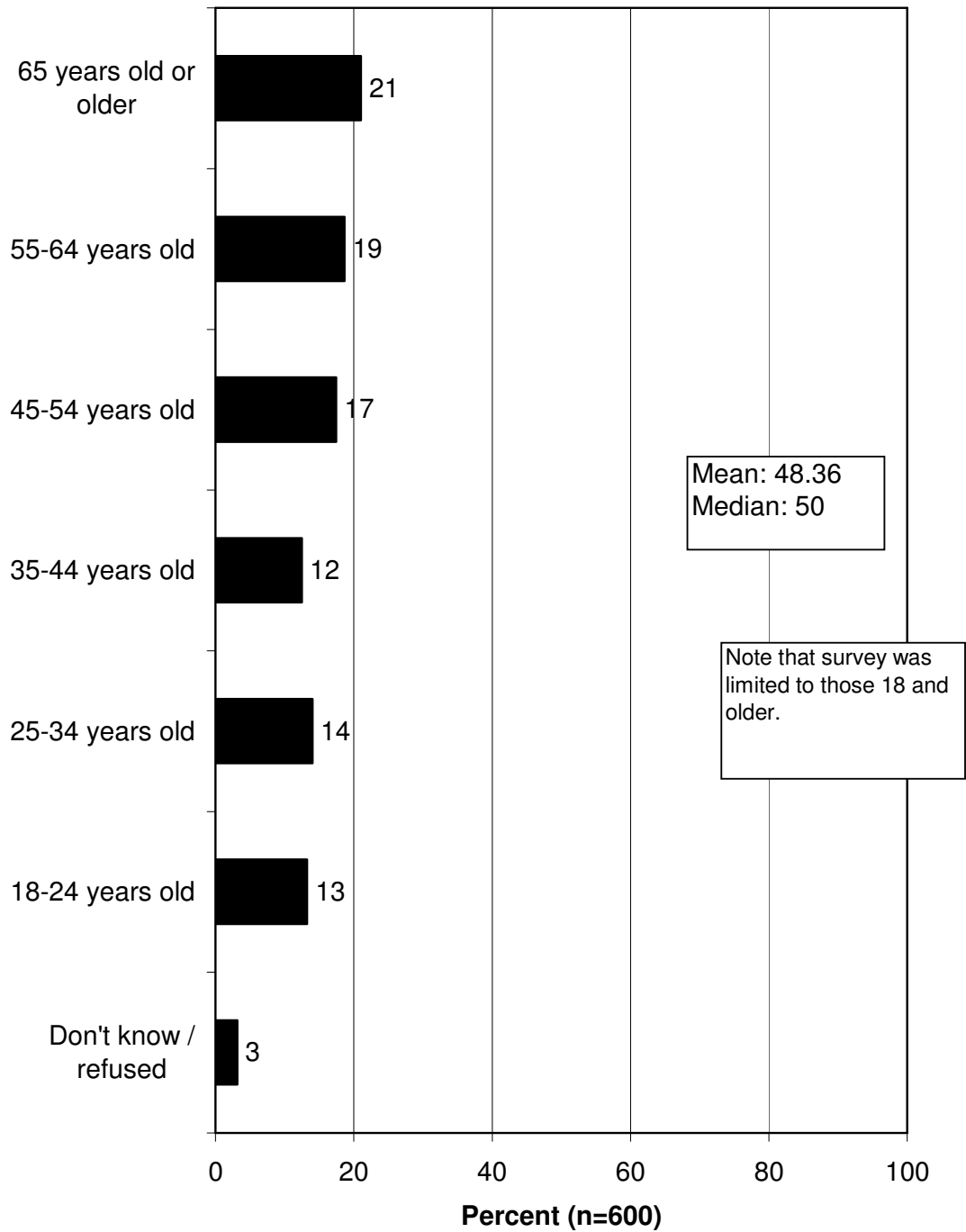
**Q106. Do you consider your place of residence to be a large city or urban area, a suburban area, a small city or town, a rural area on a farm or ranch, or a rural area not on a farm or ranch?
(VT residents)**



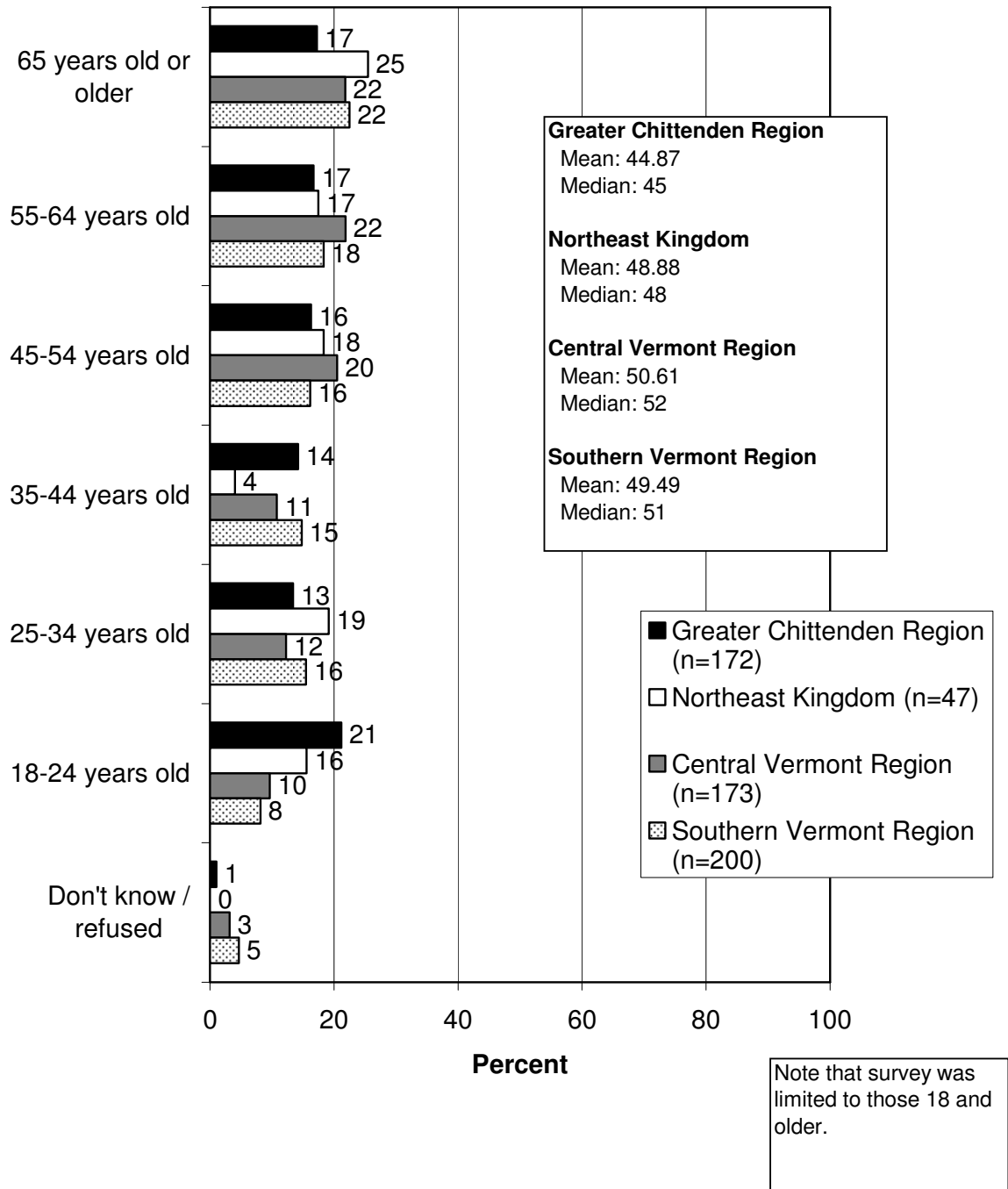
**Q106. Do you consider your place of residence to be a large city or urban area, a suburban area, a small city or town, a rural area on a farm or ranch, or a rural area not on a farm or ranch?
(VT residents)**



Q108. May I ask your age? (VT residents)



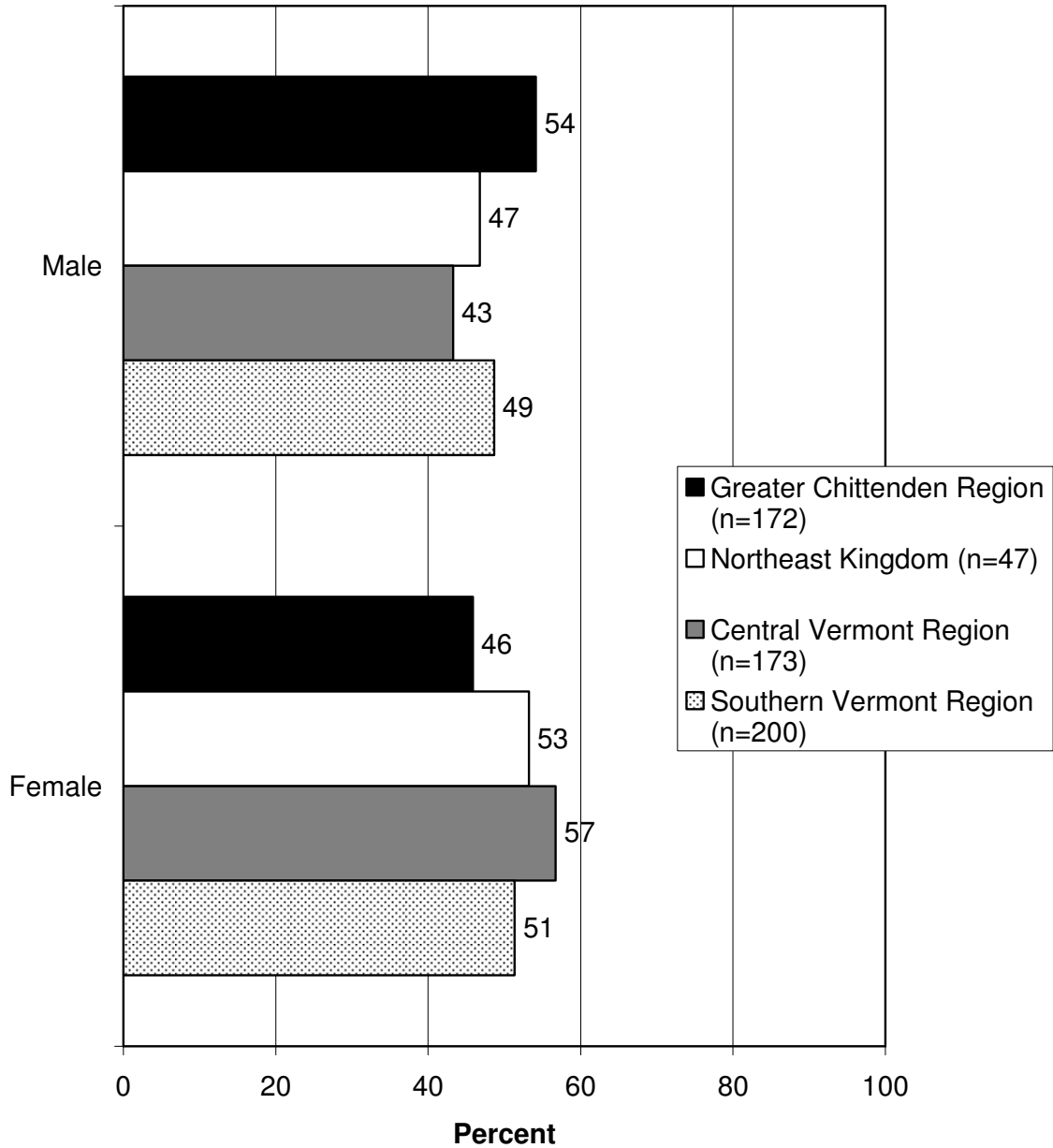
Q108. May I ask your age? (VT residents)



**Q114. Respondent's gender (observed by interviewer; not asked).
(VT residents)**



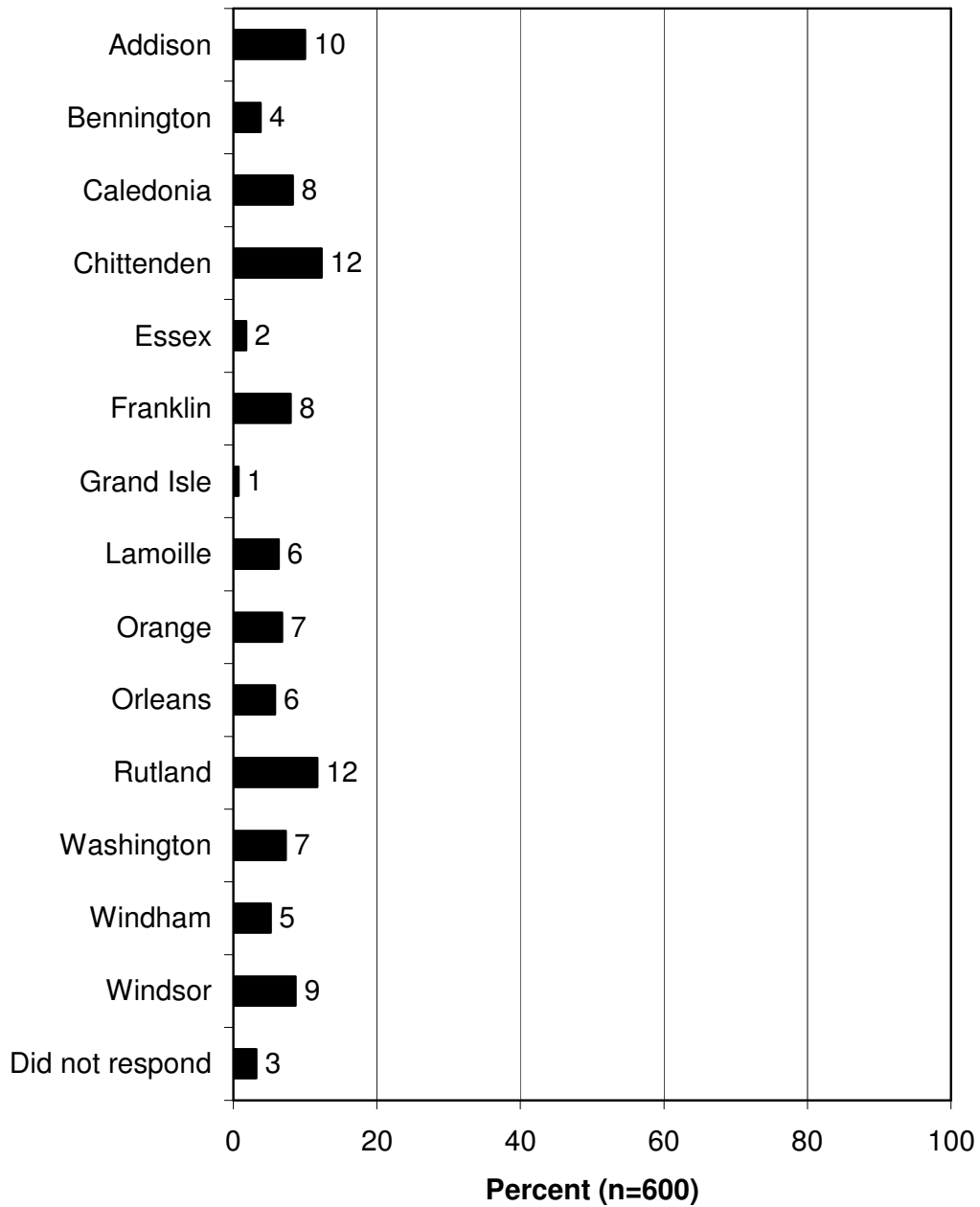
**Q114. Respondent's gender (observed by interviewer; not asked).
(VT residents)**




HUNTER SURVEY

- The survey gathered the following information:
 - County of residence.
 - Type of residential area.
 - Age.
 - Gender.

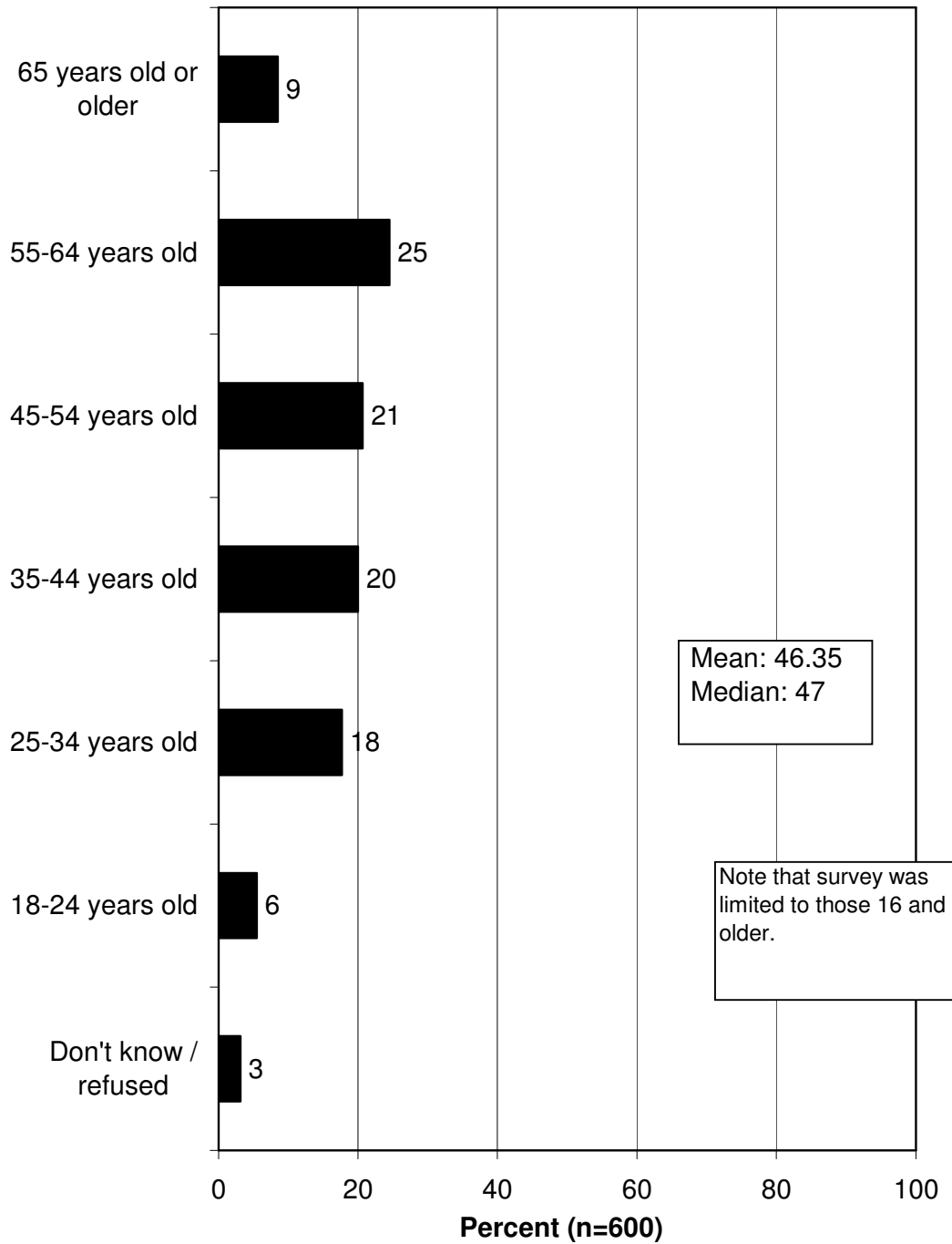
**Q123. In which county do you live in Vermont?
(Hunter survey)**



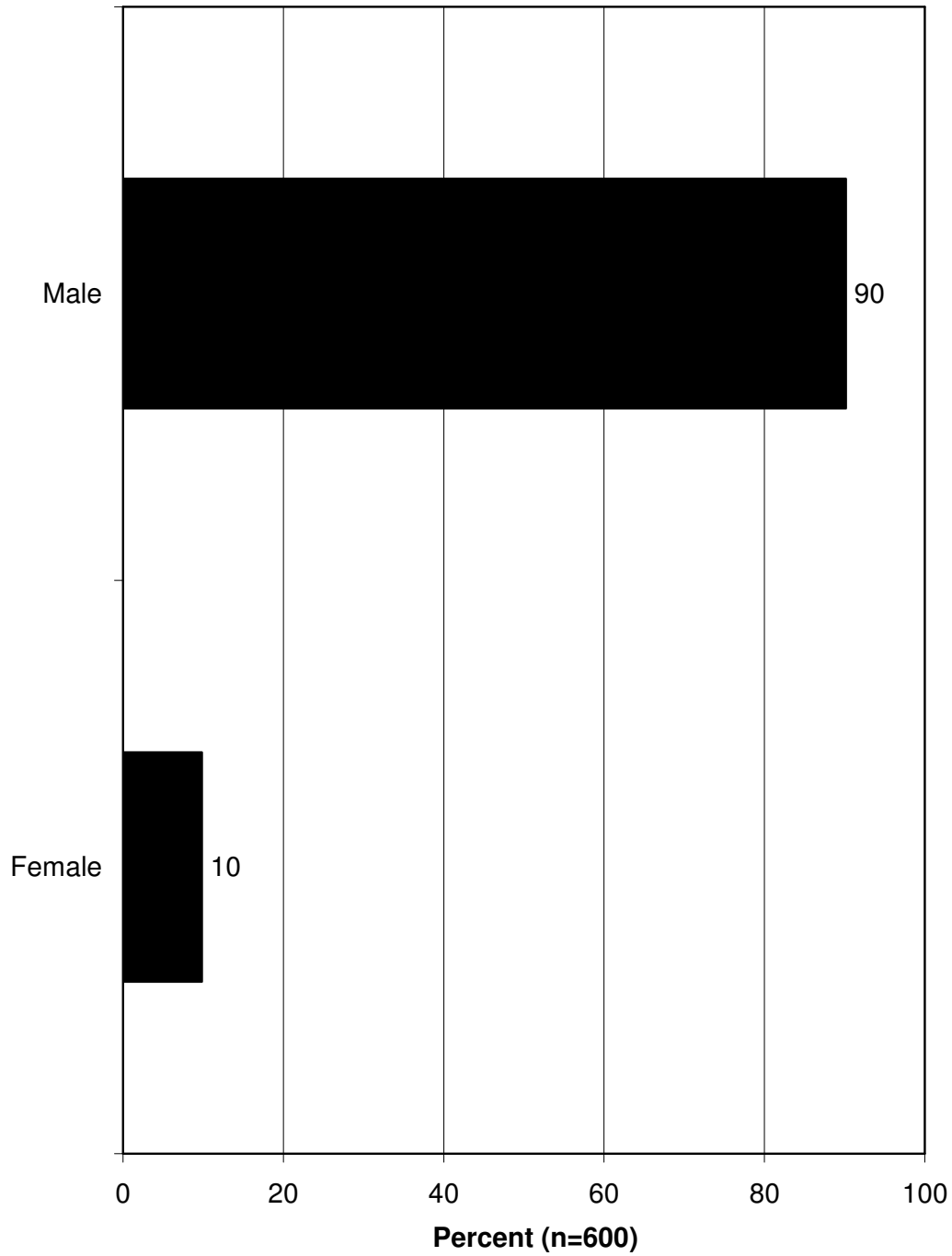
**Q125. Do you consider your place of residence to be a large city or urban area, a suburban area, a small city or town, a rural area on a farm or ranch, or a rural area not on a farm or ranch?
(Hunter survey)**



Q126. May I ask your age? (Hunter survey)



**Q132. Respondent's gender (observed by interviewer; not asked).
(Hunter survey)**



ABOUT RESPONSIVE MANAGEMENT

Responsive Management is an internationally recognized survey research firm specializing in attitudes toward natural resource and outdoor recreation issues. Our mission is to help natural resource and outdoor recreation agencies, businesses, and organizations better understand and work with their constituents, customers, and the public.

Since 1985, Responsive Management has conducted telephone, mail, and online surveys, as well as multi-modal surveys, on-site intercepts, focus groups, public meetings, personal interviews, needs assessments, program evaluations, marketing and communication plans, and other forms of research measuring public opinions and attitudes. Utilizing our in-house, full-service survey facilities with 75 professional interviewers, we have conducted studies in all 50 states and 15 countries worldwide, totaling more than 1,000 projects and almost \$60 million in research.

Responsive Management has conducted research for every state fish and wildlife agency and most of the federal resource agencies, including the U.S. Fish and Wildlife Service, the National Park Service, the U.S. Forest Service, the Bureau of Land Management, the U.S. Coast Guard, and the National Marine Fisheries Service.

We have also provided research for many nonprofit and nongovernmental organizations, including the National Wildlife Federation, the National Shooting Sports Foundation, the National Rifle Association, the Archery Trade Association, the Izaak Walton League, the Rocky Mountain Elk Foundation, Ducks Unlimited, SCI, and Dallas Safari Club. Other nonprofit and NGO clients include Trout Unlimited, the Sierra Club, the American Museum of Natural History, the Ocean Conservancy, the National Association of State Boating Law Administrators, and the BoatUS Foundation.

Responsive Management conducts market research and product testing for numerous outdoor recreation manufacturers and industry leaders, such as Winchester Ammunition, Vista Outdoor (whose brands include Federal Premium, CamelBak, Bushnell, Primos, and more), Trijicon, Yamaha, and others.

Responsive Management also provides data collection for the nation's top universities, including Auburn University, Colorado State University, Duke University, George Mason University, Michigan State University, Mississippi State University, North Carolina State University, Oregon State University, Penn State University, Rutgers University, Stanford University, Texas Tech, University of California-Davis, University of Florida, University of Montana, University of New Hampshire, University of Southern California, Virginia Tech, West Virginia University, and many more.

Our research has been upheld in U.S. Courts, used in peer-reviewed journals, and presented at major wildlife and natural resource conferences around the world. Responsive Management's research has also been featured in many of the nation's top media, including *Newsweek*, *The Wall Street Journal*, *The New York Times*, CNN, and on the front pages of *The Washington Post* and *USA Today*.

responsivemanagement.com