



2008 VERMONT WILDLIFE HARVEST REPORT Moose



FISH & WILDLIFE DEPARTMENT
(802) 241-3700 / www.vtfishandwildlife.com



Most of the programs described in this report are funded through the *Federal Aid in Wildlife Restoration Program*.

This program was initiated in 1937 as the Federal Aid In Wildlife Act and created a system where by taxes are paid on firearms, ammunition and archery equipment by the public who hunts. Today this excise tax generates over a hundred million dollars each year that are dedicated to state wildlife restoration and management projects across the United States. The State of Vermont use these monies for acquiring land, and for restoring and managing wildlife. These excise tax dollars, coupled with state hunting license fees have been the predominate source of money funding the successful restoration and management of Vermont’s wildlife resources.

2008 VERMONT MOOSE HARVEST REPORT

Contents

- Harvest Dates and Success Rates 2**
- Biological Data 3**
- Town of Kill 5**
- Successful and Unsuccessful Hunters 5**
- Scouting 6**
- 2008 Legal Moose Harvest Data-Male Moose Only 7-12**
- 2008 Legal Moose Harvest Data-Female Moose Only ..13-19**



The MISSION of the Vermont Fish & Wildlife Department is the conservation of fish, wildlife, and plants and their habitats for the people of Vermont.

Vermont Fish & Wildlife Department

Agency of Natural Resources

103 South Main Street, 10 South
Waterbury, Vermont 05671-0501

(802) 241-3700 / www.vtfishandwildlife.com

2008 Moose Report

Six hundred-and-five moose were harvested in Vermont's 2008 moose seasons. Hunting conditions were quite favorable on opening weekend with cool nights and mornings, light winds, clear skies, and seasonable temperatures during the afternoons. Overall, weather remained quite satisfactory throughout both seasons. Tracking snow fell on Wednesday morning of the opening season although it didn't last long in many locales. More snow fell in the second season and it persisted in the higher elevations. Overall success rate ended up at 48%, up 1% from the previous year. Approximately 91 tons (an estimated 181,500 lbs) of boneless moose venison was harvested.

Harvest Dates and Success Rates

Vermont's 16th moose season began on the third Saturday in October (18th). A split-season format was used for the fourth consecutive year, with either-sex permit holders hunting the first season and antlerless-only permittees hunting the following week. The exception to this setup was that the antlerless permit holders for WMU O1 also hunted during the first season. One hundred-four moose were taken on opening day (Table 1). Either-sex permit holders recorded a 53% overall success rate (up from 52% in 2007). Forty-one percent of antlerless permit holders were successful, up from 39% the previous year. Success rates by WMU and Permit Type are given in Table 2.

TABLE 1. 2008 VERMONT MOOSE HARVEST DISTRIBUTION BY DATE, SEX AND AGE CLASS

Date	Bulls	Cows	Calves	Total	Percent of Harvest
October 18	71	29	4	104	25
October 19	45	19	1	65	16
October 20	28	23	1	52	13
October 21	43	34	6	83	20
October 22	45	24	2	71	17
October 23	18	13	3	34	8
First Season Totals	250	142	17	409	100
October 25	2	32	12	46	23
October 26	-	21	8	29	15
October 27	-	19	3	22	11
October 28	1	9	4	14	7
October 29	-	20	3	23	12
October 30	-	21	1	22	11
October 31	-	15		15	8
November 01	-	8	4	12	6
November 02	1	8	4	13	7
Second Season Totals	4	153	39	196	100



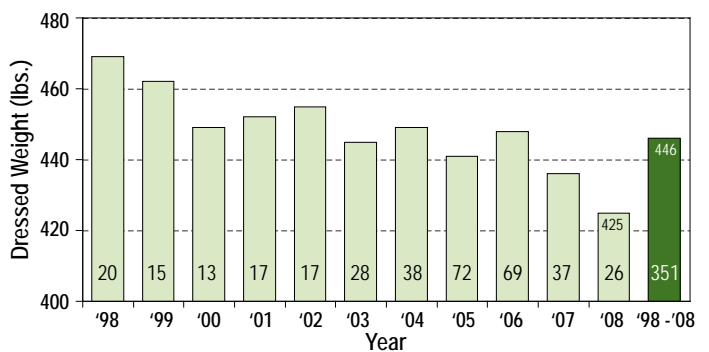
A total of 13,839 valid applications were received for the 2008 Vermont moose season lottery (11,032 residents and 2,807 non-residents). Unsuccessful applicants from the previous season were awarded a bonus point if they applied again in 2008. Ninety percent of the lottery permits (1,121) were issued to residents and the remainder (125) to non-residents. An additional 5 permits were won by bidders through an auction process, with winning bids ranging from \$5,582 to \$2,225, and one permit was awarded to a special opportunity hunter.

Either-sex permits were issued to 771 permittees across 17 Wildlife Management Units (WMUs). In addition, 480 permits for antlerless moose were issued for WMUs D2, E1, E2, and O1 for a total of 1,251 permits issued.

Biological Data

Two hundred fifty-four (42%) of moose taken were bulls, 295 (49%) were cows, and 56 (9%) were calves (27 males and 29 females). Completely-dressed carcass weights were obtained from 385 moose, or 64% of the total harvest. Twelve bulls weighed over 800 lbs, including the largest of which was a 10-year old taken in Granby that weighed 926 lbs. The average completely-dressed weight of 18 male calves, 26 yearling bulls and 154 older bulls was 253, 425 and 644 lbs, respectively. The average beam diameter of 23 yearlings was 33.0 mm. Comparisons of yearling bull weights and beam diameters are shown in Figures 1 and 2.

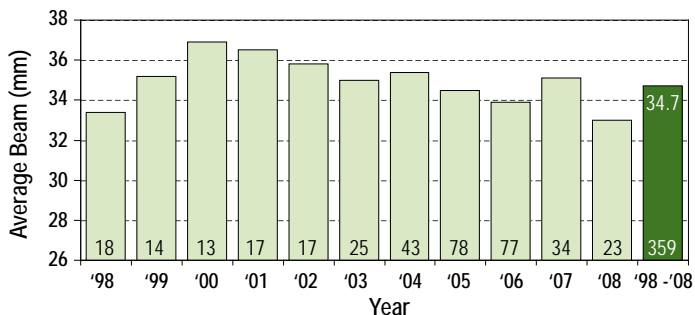
FIGURE 1. YEARLING MALE CARCASS WEIGHT - VERMONT MOOSE HARVEST



351 Total Moose

Annual sample sizes shown at bottom of bars

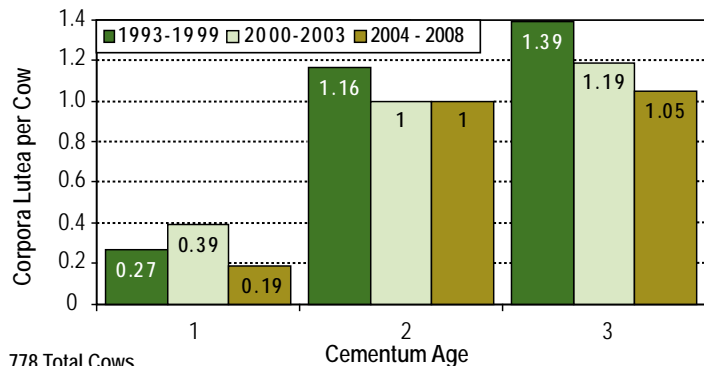
FIGURE 2. YEARLING BEAM DIAMETER - VERMONT MOOSE HARVEST



359 Total Moose

Annual sample sizes shown at bottom of bars

**FIGURE 3. OVULATION RATE FOR LEGALLY HARVESTED FEMALES
COMPARISON OF 3 TIME PERIODS**



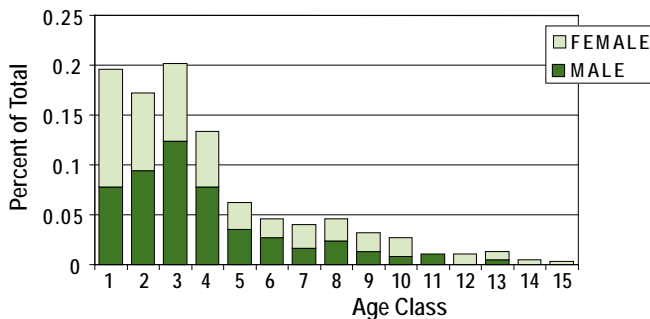
778 Total Cows

(93-99 = 118, 00-03 = 160, 04-07 = 500)

The heaviest cow was a 9-year old weighing 792 lbs and taken in East Haven. The average weight of 15 calves, 41 yearling cows and 128 older cows was 208, 404 and 545 lbs, respectively. Complete sets of paired ovaries collected from 71 cows were sectioned and examined for evidence of ovulation. The ovulation rates (with 2007 rates shown in parentheses) were 0.26 ova/cow for 19 yearlings (0.15), 1.23 for 13 two-year-olds (1.00), and 1.05 for 39 cows > 3 years old (1.08). Most of these cows were taken in the Northeast Kingdom where the rate for the 3+ cows continues to be well below the 1.15 ova/cow threshold, indicating the moose population has exceeded the carrying capacity of the habitat in WMUs E1 and E2. Figure 3 compares ovulation rates by age classes for 3 time periods since moose hunting began in 1993.

A central incisor was also collected from 372 adult moose, then cleaned and shipped to Montana for aging by the counting of cementum annuli. The average age of the 191 bulls and 181 cows was 3.86 and 4.17 years, respectively (Figure 4). Twenty percent of these moose were yearlings, and 43% were > 4 years of age. The oldest bull and cow were 13 and 15 years, respectively.

**FIGURE 4. VERMONT MOOSE AGED BY CEMENTUM ANNULI
2008 LEGAL HARVEST**

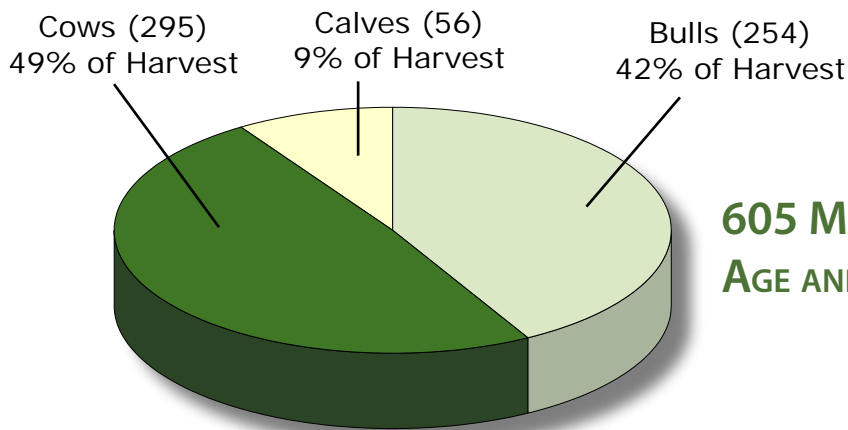


Ave. age = 3.86 years males (n=191) 4.17 females (n=181)
43% ≥ 4 years; Total n= 372

TABLE 2. 2008 VERMONT MOOSE HUNTER SUCCESS RATES BY WMU AND PERMIT TYPE

WMU	BULLS	COWS	MALE CALVES	FEMALE CALVES	TOTAL HARVEST	PERMITS ISSUED	2008 PERCENT SUCCESS	2007 PERCENT SUCCESS
B	3	0			3	10	30	20
C	2	5		1	8	25	32	64
D1	21	5		1	27	39	69	48
D2A	2	45	8	8	63	169*	37	27
D2E	44	30	2	4	80	169	47	48
D2(E&A)	(46)	(75)	(10)	(12)	(143)	(338*)	(42)	(38)
E1A	1	69	7	8	85	148*	57	54
E1E	58	41	1	2	102	152*	67	68
E1(E&A)	(59)	(110)	(8)	(10)	(187)	(300*)	(62)	(62)
E2A	1	39	7	1	48	148	32	38
E2E	49	24	1	1	75	151	50	52
E2(E&A)	(50)	(63)	(8)	(2)	(123)	(299)	(41)	(46)
G	9	3			12	20	60	45
H1	10	3			13	30	43	47
H2	1	0			1	5	20	40
I	6	8	1	2	17	30	57	50
J1	7	3		1	11	20	55	40
J2	7	4			11	25	44	50
L	7	2			9	20	45	60
M	9	6			15	25	60	45
O	3	5			8	15	53	73
OA	0	0			0	15	0	14
P	14	2			16	30	53	44
Q	0	1			1	5	20	20
Totals	254	295	27	29	605	1,251	48	47

*Denotes increased permit quota from 2007 allocation. The Special Opportunity Permit was added to E2 in above table.



605 MOOSE HARVESTED
AGE AND SEX DISTRIBUTION OF HARVEST

Town of Kill

Moose were taken in 107 different towns. The towns with the highest harvests were Averill (52), Norton (37), Lemington (35), Granby and Ferdinand (24 each), Bloomfield (22), Avery's Gore and East Haven (21 each), and Newark (20). Figure 5 shows the geographic distribution of the moose harvest by township and WMU.

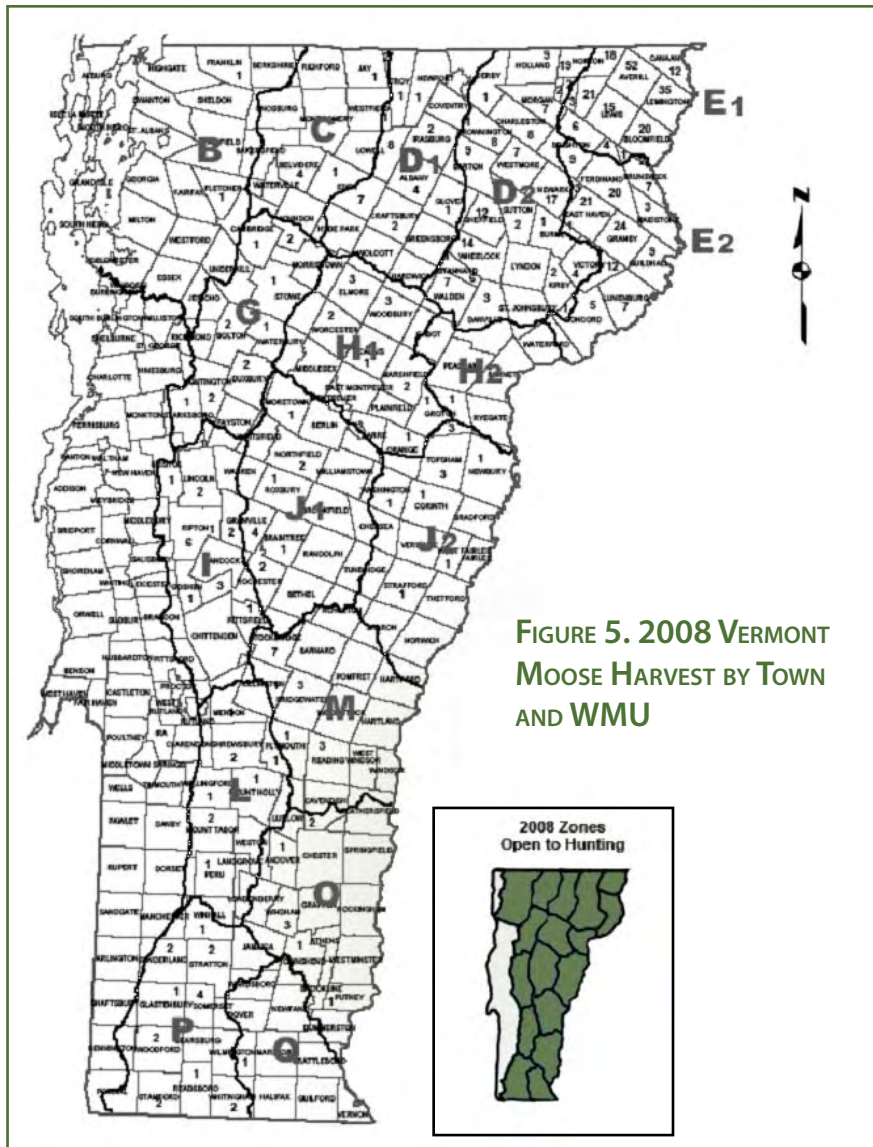


FIGURE 5. 2008 VERMONT MOOSE HARVEST BY TOWN AND WMU

Unsuccessful Hunters

Overall, 646 hunters were unsuccessful. Of the 189 (29%) who returned a survey, 54% hunted all available days (76% of first season hunters and 17% of second season hunters). The number of days hunted by the 189 respondents is shown in the table to the right.

One hundred and eight of the unsuccessful hunters saw a total of 291 moose, and 63 (or 34% of all unsuccessful hunters who hunted at least 1 day) passed up moose that they believed they could have taken (16 bulls, 45 cows, and 33 calves). In addition, 51 bulls were encountered but off limits to 20 different antlerless-only permit holders.

Successful Hunters

Forty-eight percent and 52% of resident and non-resident permittees, respectively, were successful in filling their tags. The 65 non-resident hunters who bagged a moose hailed from 17 different states or provinces as follows: NY (14), MA (13), NH (12), PA (7), CT (4), VA (3), NJ (2), TX (2) and one each from GA, IN, KY, ME, OH, RI, WI and Quebec. Subpermittees took 95 (16%) of the moose killed. Of 571 moose taken with known implements, most (566) were taken with rifles, 4 with muzzleloaders, and 1 with a shotgun.

NUMBER OF DAYS HUNTED BY 189 UNSUCCESSFUL HUNTERS.

Season	Days Hunted								
	0	2	3	4	5	6	7	8	9
First (120 respondents)	0	1	5	5	18	91	-	-	-
Second (69 respondents)	1	4	0	8	12	10	11	11	12

TABLE 3. MOOSE SEEN PER HOUR SCOUTED FROM 693 HUNTER SURVEY RETURNS - 2008 VERMONT MOOSE HUNT

WMU	Permit Type 1	Number Scouting	Moose Seen	Hours Scouted	Moose/Hr Scouted (MSHS)	MSHS 2007	MSHS 2006	Hours/Hunter Scouting
B	E	2	2	26	0.08	0.06	0	13
C	E	12	30	330	0.09	0.06	0.13	27.5
D1	E	15	42	375	0.11	0.10	0.07	25
D2	A	39	40	877	0.05	0.10	.09	22.5
D2	E	73	172	1,915	0.09	0.12	0.17	26.2
E1	A	49	85	807	0.10	0.15	0.17	16.5
E1	E	74	241	1,610	0.15	0.18	0.18	21.8
E2	A	48	122	1,303	0.09	0.105	0.15	27.2
E2	E	68	192	1,946	0.10	0.13	0.14	28.6
G	E	5	15	148	0.10	0.065	0.05	29.6
H1	E	10	26	192	0.14	0.055	0.10	19.2
H2	E	2	0	51	0	0.06	0.01	25.5
I	E	17	37	526	0.07	0.06	0.08	30.9
J1	E	10	26	240	0.11	0.105	0.05	24
J2	E	9	9	251	0.04	0.06	0.10	27.9
L	E	10	16	474	0.03	0.06	0.06	47.4
M	E	11	16	378	0.04	0.08	0.04	34.4
O	A	6	2	144	0.01	0.10	0.01	24
O	E	5	12	220	0.05	0.09	0.12	44
P	E	17	47	650	0.07	0.07	0.08	38.2
Q	E	1	3	10	0.30	0.06	0	10
Totals		483	1,135	12,473	0.091	0.111	0.124	25.8
ALL	E only	341	886	9,342	0.095	0.109	0.124	27.4
E1 & E2	E	142	433	3,556	0.122	0.15	0.156	25.0

1 E = either sex, A = antlerless only

Scouting

Moose hunter surveys were returned by 517 of the 1,251 permittees, 483 (93%) of whom reported that they scouted prior to the hunting season. Average time spent scouting was 25.8 hours/party, and the average number of moose seen per hour scouted was 0.091, or approximately 1 moose seen for every 11 hours of scouting effort. A comparison of scouting data between WMUs is presented in Table 3.

TABLE 4. 2008 LEGAL MOOSE HARVEST DATA--MALE MOOSE ONLY

Last Name	WMU	Town of Kill	Age	Weight	Beam	Pts/Left	Pts/Right	Spread
ACKLEY	E2	BLOOMFIELD	99.9	9999	99.9	99	99	99.9
ALLBEE	D2	BARTON	0.4	9999	99.9	99	99	99.9
ALLEN	G	DUXBURY	5	875	59	7	10	44.5
AREMBURG	D2	CONCORD	3	9999	99.9	99	99	99.9
ASACK	E1	AVERY'S GORE	3	627	42	6	5	40
ASHMAN	D2	CHARLESTON	1	472	36	3	3	28.5
AZEREDO	M	BRIDGEWATER	11	658	50	8	8	36
BALL	E2	GRANBY	9	741	59	9	5	51.5
BARBEAU	P	SOMERSET	1	390	25	2	2	20.5
BARR	D2	NEWARK	2	594	46	5	6	33
BARRY	E2	GUILDHALL	3	674	43	4	4	35
BARTLETT	E1	LEWIS	1	239	99.9	99	99	99.9
BATHALON	E1	NORTON	0.5	225	99.9	99	99	99.9
BEAUMONT SR	D2	BROWNINGTON	0.5	232	99.9	99	99	99.9
BEAYON	D2	MORGAN	8	777	54	8	7	47.5
BECKETT	E1	AVERILL	2	524	38	3	2	25
BELANGER	D2	STANNARD	99.9	9999	99.9	99	99	99.9
BENSON	E1	AVERILL	2	522	43	4	5	33.5
BENSON	E1	AVERILL	3	668	44	6	6	41.5
BERTRAND	D2	NORTON	3	615	42	6	4	32
BESSETTE	E2	GRANBY	2	544	33	3	3	28.5
BILLADO	D1	EDEN	3	543	43	3	6	38
BISHOP	E2	LUNENBURG	99.9	9999	99.9	99	99	99.9
BLAISE	E2	EAST HAVEN	5	784	61	7	8	42
BLANCHARD	L	WALLINGFORD	3	600	48	5	3	40.5
BOMBARDIER	M	STOCKBRIDGE	2	583	55	9	6	99.9
BORNE	J2	TOPSHAM	2	599	48	5	5	44
BORNEMANN	D1	EDEN	2	522	40	3	4	27
BOYDEN	E1	LEWIS	7	681	54	7	6	45.5
BOZETARNIK	E1	LEWIS	4	655	43	5	5	35
BRAULT	D2	NORTON	0.4	9999	99.9	99	99	99.9
BROCHU	H1	WOODBURY	2	482	33	3	3	30
BROCHU	D1	ALBANY	2	9999	41	3	4	35.5
BROPHY	E2	EAST HAVEN	2	560	41	5	4	28.5
BROWN	E2	LUNENBURG	99.9	9999	99.9	99	99	99.9
BUCKNER	D2	NEWARK	2	584	45	7	5	36
BUJNOWSKI	O	CAVENDISH	6	518	50	8	7	41.5
BUNKOSKI	D1	EDEN	9	752	53	5	5	47
BUNNELL	D2	VICTORY	4	712	50	7	8	46.5
BURKE	E2	BRUNSWICK	99.9	9999	99.9	99	99	99.9
BURROUGHS	J2	GROTON	99.9	9999	99.9	99	99	99.9
BUSHEY	E1	AVERILL	0.4	9999	99.9	99	99	99.9
CALEVRO	D2	WALDEN	99.9	9999	99.9	99	99	99.9
CAMERON	E1	AVERILL	3	576	45	6	7	32
CARON	E1	AVERILL	8	748	60	10	9	55.5

Weight is carcass weight completely dressed in lbs., Beam is in millimeters, Pts./Left and Right are number of points at least 1 inch long, Spread is in inches measured to the nearest half-inch. Age is cementum age except for 0.5 is a calf aged by tooth replacement at Department-operated check station, 0.4 is calf aged at regular big game reporting station; 99, 99.9 and 9999 = unknown or missing data.

TABLE 4. 2008 LEGAL MOOSE HARVEST DATA--MALE MOOSE ONLY

Last Name	WMU	Town of Kill	Age	Weight	Beam	Pts/Left	Pts/Right	Spread
CARRIER	E1	BLOOMFIELD	99.9	9999	99.9	99	99	99.9
CARROLL	M	BRIDGEWATER	2	535	43	3	4	29
CARROLL	E1	AVERILL	7	722	62	9	9	58
CAYER	D2	HOLLAND	99.9	9999	99.9	99	99	99.9
COLE	E2	VICTORY	99.9	9999	99.9	99	99	99.9
COLLIMORE	D1	BELVIDERE	3	410	41	1	2	15
CONGER SR	E2	VICTORY	0.5	240	99.9	99	99	99.9
COONS	D1	LOWELL	2	530	42	4	5	32
COVALINSKI	D2	WHEELOCK	0.4	9999	99.9	99	99	99.9
CRAWFORD	E2	BURKE	0.5	234	99.9	99	99	99.9
CREISHER	C	TROY	8	835	55	12	9	52
CROSS	G	BOLTON	5	577	99.9	5	6	35.5
CURRIER	E2	BRUNSWICK	0.4	9999	99.9	99	99	99.9
CURTIS	E1	BLOOMFIELD	99.9	9999	99.9	99	99	99.9
DAGGETT	E2	BLOOMFIELD	0.4	9999	99.9	99	99	99.9
DARBY	P	SUNDERLAND	99.9	9999	99.9	99	99	99.9
DARLING	D1	LOWELL	3	623	49	6	6	38
DARUL	E1	NORTON	2	602	41	5	7	33
DAVIS	D1	CRAFTSBURY	99.9	9999	99.9	99	99	99.9
DAVIS	I	RIPTON	3	441	39	2	2	26
DAVIS	E1	AVERY'S GORE	3	570	44	6	3	37.5
DAVIS	E2	GRANBY	7	692	52	7	9	50
DECKER	E1	AVERILL	1	442	30	2	1	21.5
DEKOEYER	E1	LEMINGTON	13	693	47	8	7	43.5
DELPHIA	D2	BROWNINGTON	0.4	9999	99.9	99	99	99.9
DEVINE	O	ANDOVER	3	593	29	4	3	99.9
DEVON	M	BRIDGEWATER	1	9999	31	2	3	25
DEWEY	P	WOODFORD	6	712	53	8	9	47.5
DEWOLFE	E2	GRANBY	99.9	9999	99.9	99	99	99.9
DICKINSON	E1	BLOOMFIELD	9	625	48	5	4	36.5
DIETTE	D2	SHEFFIELD	99.9	9999	99.9	99	99	99.9
DOE	D2	NORTON	99.9	9999	99.9	99	99	99.9
DONAGHY	E2	GUILDHALL	5	797	42	7	7	44
DONOVAN	P	STRATTON	8	688	49	5	6	44
DRESSLER	P	WINHALL	4	672	51	7	7	44
DRURY	J1	GRANVILLE	1	9999	99.9	99	99	99.9
DUFFY	E1	AVERILL	99.9	9999	99.9	99	99	99.9
DUMAS	E1	BLOOMFIELD	6	836	58	4	2	45
DUNAKIN	E1	LEMINGTON	4	865	56	10	7	42.5
DUNBAR	H1	WOODBURY	99.9	9999	99.9	99	99	99.9
DUQUETTE	D2	MORGAN	5	664	53	5	6	44.5
EHLERS	D2	HOLLAND	3	618	59	5	7	34.5
EILERS	P	READSBORO	4	583	50	4	4	39.5
EINARSON	I	ROCHESTER	2	600	99.9	6	5	33.5
ELDRED	E2	GRANBY	3	561	49	4	3	38
ELLAM	D2	MORGAN	2	519	48	4	5	33
ELMER	H1	ORANGE	4	698	60	7	8	51

TABLE 4. 2008 LEGAL MOOSE HARVEST DATA--MALE MOOSE ONLY

Last Name	WMU	Town of Kill	Age	Weight	Beam	Pts/Left	Pts/Right	Spread
ELWELL	J1	NORTHFIELD	11	770	47	5	7	37
ELWOOD	E1	FERDINAND	99.9	9999	99.9	99	99	99.9
EMERSON	J2	NEWBURY	1	368	26	1	1	29
ENYEART	E2	EAST HAVEN	13	9999	50	8	8	49
FAGNANT	H1	ELMORE	8	684	48	7	7	52.5
FAIRBANKS	B	FRANKLIN	99.9	9999	99.9	99	99	99.9
FALCONER	D2	WARNER'S GRANT	2	521	44	7	8	34
FARRELL	P	WOODFORD	1	379	30	2	2	20
FECTEAU	D2	MORGAN	3	660	50	5	6	99.9
FINOCCHIARO	E2	GRANBY	2	556	35	4	4	30
FLEMING	I	BRISTOL	3	478	41	3	3	30.5
FLYNN	G	HUNTINGTON	4	643	45	3	3	37
FOOTE	B	BAKERSFIELD	99.9	9999	99.9	99	99	99.9
FOSTER	P	SOMERSET	1	396	54	1	2	17
FOSTER	D2	WALDEN	99.9	9999	99.9	99	99	99.9
FRAZIER	L	SHREWSBURY	7	717	57	8	12	45
FRENCH	G	JOHNSON	4	471	47	2	2	99.9
FULLER	M	READING	2	427	36	2	2	22.5
FURTADO JR	P	WHITINGHAM	99.9	9999	99.9	99	99	99.9
GABAREE	H1	ELMORE	99.9	9999	99.9	99	99	99.9
GALLUP	D2	CHARLESTON	1	446	35	2	2	20
GARDNER	E1	LEMINGTON	2	545	38	4	3	29.5
GARRISON	P	SUNDERLAND	4	9999	60	10	9	50.5
GARRISON	E1	BLOOMFIELD	2	608	51	6	4	34
GAUDETTE	E1	BLOOMFIELD	1	462	32	3	3	28.5
GEDDES	E1	CANAAN	5	746	50	9	8	46
GENEST	E2	EAST HAVEN	1	395	34	2	2	24
GEOFFROY	D1	NEWPORT	99.9	9999	99.9	99	99	99.9
GILMAN	D2	SHEFFIELD	1	499	34	3	2	99.9
GIRELLI	J2	GROTON	4	626	99.9	6	6	44
GOUPEE	E2	BRIGHTON	1	433	34	2	2	24
GOYET	D2	VICTORY	99.9	9999	99.9	99	99	99.9
GRAHAM	E1	LEMINGTON	2	654	43	7	4	33
GRIGGS	E2	FERDINAND	99.9	9999	99.9	99	99	99.9
GRISWOLD	E2	GUILDHALL	8	675	52	4	5	37
GROFF	E1	AVERILL	1	338	99.9	1	1	15
GUTKOPF	E1	AVERY'S GORE	99.9	9999	99.9	99	99	99.9
HAINES	E1	BLOOMFIELD	6	790	55	8	6	43
HALE	E2	VICTORY	1	400	25	99	99	18
HALL	D2	WHEELOCK	99.9	9999	99.9	99	99	99.9
HAROLD	E1	AVERILL	4	672	49	7	6	37
HARRNESS	D2	SHEFFIELD	99.9	9999	99.9	99	99	99.9
HEBERT	H1	MARSHFIELD	2	744	60	12	10	51.5
HEUDORFER	E1	LEMINGTON	3	600	47	4	4	32.5
HILL	E1	NORTON	99.9	9999	99.9	99	99	99.9
HILLMAN	H2	GROTON	3	509	45	5	6	37
HORROCKS	E1	FERDINAND	1	9999	33	2	2	24

TABLE 4. 2008 LEGAL MOOSE HARVEST DATA--MALE MOOSE ONLY

Last Name	WMU	Town of Kill	Age	Weight	Beam	Pts/Left	Pts/Right	Spread
HUNTLEY	M	STOCKBRIDGE	4	777	54	7	9	48
INGALLS	D2	SHEFFIELD	99.9	9999	99.9	99	99	99.9
JABOREK	E2	CONCORD	4	725	64	6	5	40
JACOBS	E2	BRIGHTON	0.5	264	99.9	99	99	99.9
JARVIS	D2	NORTON	11	837	59	6	7	59
JARVIS	E1	AVERILL	0.5	228	99.9	99	99	99.9
JEAN	E1	AVERY'S GORE	0.5	230	99.9	99	99	99.9
JEFFERSON	E2	EAST HAVEN	99.9	9999	99.9	99	99	99.9
JEFFERSON	E2	EAST HAVEN	0.5	264	99.9	99	99	99.9
JOHNSEY	E1	BLOOMFIELD	0.5	270	99.9	99	99	99.9
JOHNSON	D2	DANVILLE	3	470	42	5	4	32
JOHNSON	D2	NORTON	2	527	40	3	2	27
JONES	E1	BLOOMFIELD	10	754	59	6	7	59.5
JONES	O	CAVENDISH	99.9	9999	99.9	99	99	99.9
KELLEY	E2	FERDINAND	99.9	9999	99.9	99	99	99.9
KITTELL	E1	LEMINGTON	99.9	9999	99.9	99	99	99.9
KNIFFIN	E1	AVERILL	7	776	56	10	10	48
KNIGHTS	E1	LEWIS	99.9	9999	99.9	99	99	99.9
LABERGE	E2	CONCORD	3	666	99.9	9	7	41
LADD	E1	LEMINGTON	5	722	53	9	8	47.5
LAFARR	D2	NORTON	3	647	42	7	7	35
LAMARRE	H1	GROTON	3	594	46	8	8	41
LANGLOIS	D1	LOWELL	3	677	48	9	4	32
LAPIERRE	E1	BLOOMFIELD	99.9	9999	99.9	99	99	99.9
LAWRENCE	E1	LEWIS	5	782	60	10	9	53
LEE	D2	WESTMORE	1	445	99.9	3	3	30.5
LEHOULLER	E2	GRANBY	99.9	9999	99.9	99	99	99.9
LEMAY	E1	CANAAN	4	761	50	6	5	44.5
LEWIS	E1	LEMINGTON	5	827	54	6	7	47.5
LINCOURT	P	SOMERSET	3	531	42	3	3	26.5
LINGNER	P	STAMFORD	2	609	44	5	6	34
LIVINGSTON	E2	GRANBY	4	811	58	12	15	46
LONG	D2	HOLLAND	0.5	272	99.9	99	99	99.9
LONTINE	E1	LEMINGTON	99.9	9999	99.9	99	99	99.9
LORD	D2	WALDEN	1	433	34	3	2	22
LUND	E2	GRANBY	6	697	52	5	7	38
MACEY	E1	LEMINGTON	99.9	9999	99.9	99	99	99.9
MACY	D2	WARREN GORE	99.9	9999	99.9	99	99	99.9
MAILHIOT	E1	AVERILL	1	432	33	2	2	99.9
MALNATI	E2	EAST HAVEN	99.9	9999	99.9	99	99	99.9
MALONEY	E1	BRIGHTON	9	894	59	10	11	55
MANGAN	L	MENDON	4	636	52	6	8	41
MANNING	D2	NEWARK	6	816	60	8	9	47
MANTY	P	STAMFORD	1	468	42	2	2	15
MARBLE	D1	EDEN	3	9999	44	4	4	35
MARCEL	E1	NORTON	99.9	9999	99.9	99	99	99.9
MASON	E1	AVERY'S GORE	0.5	274	99.9	99	99	99.9

TABLE 4. 2008 LEGAL MOOSE HARVEST DATA--MALE MOOSE ONLY

Last Name	WMU	Town of Kill	Age	Weight	Beam	Pts/Left	Pts/Right	Spread
MATHERS	D2	CHARLESTON	3	560	40	6	5	36
MCCABE	D1	LOWELL	99.9	9999	99.9	99	99	99.9
MCCARTHY	D1	EDEN	4	656	53	7	7	42
MCTAGGART	J2	TOPSHAM	6	613	50	6	7	43
MERCIER	D2	WHEELOCK	3	599	45	4	4	32
MESSER JR	E2	LUNENBURG	2	523	35	3	2	28.5
MODZELEWSKI	D2	SHEFFIELD	4	740	50	6	5	45
MOODY	E1	BLOOMFIELD	1	450	27	1	1	16.5
MOORE	E2	FERDINAND	99.9	9999	99.9	99	99	99.9
MOORE	L	PERU	4	734	65	7	7	49.5
MOORE SR	E2	CONCORD	99.9	9999	99.9	99	99	99.9
MORIARITY	E2	VICTORY	3	574	39	2	2	24
MORSE	E1	BLOOMFIELD	3	674	47	10	7	41
MURRAY	I	LINCOLN	0.5	199	99.9	99	99	99.9
MUTTON	D1	ALBANY	99.9	9999	99.9	99	99	99.9
NANTEL	D2	BARTON	0.5	338	99.9	99	99	99.9
NAYLOR	D2	NEWARK	1	417	24	2	2	22
NOLAN	E1	AVERILL	3	679	40	6	6	35
NORRIS	I	RIPTON	8	383	32	3	2	20
NORRIS	E1	CANAAN	0.5	271	99.9	99	99	99.9
NORRIS JR	E1	CANAAN	0.5	257	99.9	99	99	99.9
NOTHDURFT	D2	WHEELOCK	1	396	29	1	1	16
OSGOOD	E1	BLOOMFIELD	2	506	44	2	2	27
OSGOOD	J2	CORINTH	8	678	50	3	3	39
OTT	E2	GRANBY	10	926	60	9	7	47.5
PARRISH	I	GRANVILLE	5	590	99.9	5	8	29
PARTLOW	G	WATERBURY	8	533	43	6	3	34.5
PATTERSON	I	ROCHESTER	3	582	99.9	4	5	35
PECOR	E2	FERDINAND	3	509	43	3	3	34
PECOR	D1	CRAFTSBURY	5	736	48	7	8	46.5
PERRINO	E1	AVERILL	4	723	49	4	5	36.5
PETERS	D2	NEWARK	99.9	9999	99.9	99	99	99.9
PION	D2	NORTON	0.5	291	99.9	99	99	99.9
PION	D1	LOWELL	99.9	9999	99.9	99	99	99.9
PORTER	J1	ROCHESTER	1	392	99.9	1	1	21.5
POTTER	D1	ALBANY	3	534	38	3	4	33
POTTER	E1	AVERILL	99.9	9999	99.9	99	99	99.9
POULIN	D2	VICTORY	0.4	9999	99.9	99	99	99.9
PROFERA	E2	BRIGHTON	1	467	38	2	2	20.5
PROVENCHER	J1	ROCHESTER	1	621	99.9	3	4	35.5
QUIMBY	E2	EAST HAVEN	3	9999	99.9	99	99	99.9
RECORD	P	STRATTON	3	577	46	4	5	32
RICHARDSON	E2	FERDINAND	2	571	43	6	4	36.5
ROY	E1	AVERILL	11	842	61	7	7	54.5
ROYA	H1	CALAIS	4	9999	99.9	99	99	99.9
SABIN	G	BOLTON	4	879	58	7	8	99.9
SANDERSON	D2	SUTTON	6	675	51	8	9	47

TABLE 4. 2008 LEGAL MOOSE HARVEST DATA--MALE MOOSE ONLY

Last Name	WMU	Town of Kill	Age	Weight	Beam	Pts/Left	Pts/Right	Spread
SAUNDERS	E2	GRANBY	2	573	99.9	4	4	30
SAYLOR	E2	GRANBY	0.4	9999	99.9	99	99	99.9
SENECAL	G	DUXBURY	3	600	43	3	3	31.5
SHAW	D2	WALDEN	99.9	9999	99.9	99	99	99.9
SHEDD	E2	FERDINAND	99.9	9999	99.9	99	99	99.9
SHELTRA II	D2	CHARLESTON	2	592	99.9	99	4	99.9
SHERMAN	D1	EDEN	7	625	50	6	4	50.5
SMITH	D2	DANVILLE	10	790	54	9	7	58
SMITH	E2	EAST HAVEN	2	481	41	4	4	28
SMITH JR	H1	WOODBURY	3	756	55	9	9	41
SNIDER	E1	BLOOMFIELD	3	628	53	5	6	33
SPAULDING	E1	AVERILL	1	404	39	3	3	18.5
ST PIERRE	E2	BRIGHTON	0.5	240	99.9	99	99	99.9
STAIB	E1	AVERILL	99.9	9999	99.9	99	99	99.9
STARK	G	STARKSBORO	4	663	52	10	8	99.9
STEVENS	D2	NORTON	0.5	217	99.9	99	99	99.9
STEVENSON	E1	LEMINGTON	5	695	47	5	3	38.5
STEWART	E1	AVERILL	99.9	9999	99.9	99	99	99.9
STONE	E2	VICTORY	3	641	43	5	5	30
STOUDT	G	STOWE	2	434	49	2	3	28.5
STOWELL	E2	NEWARK	3	550	99.9	6	7	37.5
TAFT	E2	FERDINAND	4	745	55	9	10	45
TALLMAN	E2	EAST HAVEN	4	670	47	7	6	38
TEMPLE	E2	EAST HAVEN	4	512	44	6	6	31
THIBEAULT	D1	LOWELL	99.9	9999	99.9	99	99	99.9
TOBIN	D2	KIRBY	3	474	99.9	99	99	99.9
TOURVILLE	C	BELVIDERE	99.9	9999	99.9	99	99	99.9
TURGEON	M	STOCKBRIDGE	2	664	44	1	4	99.9
TURNBAUGH	J1	MORETOWN	3	565	99.9	3	3	38
TURNER	J2	WASHINGTON	9	777	58	8	8	55
TYRRELL	E2	GRANBY	5	650	48	8	7	46
VANHOUE	D2	BROWNINGTON	4	710	46	7	5	41
WAKEFIELD	J1	BRAINTREE	1	469	35	2	2	27
WALSH	D1	LOWELL	3	569	43	6	5	38
WARD	M	STOCKBRIDGE	99.9	325	99.9	99	99	99.9
WARREN JR	L	PLYMOUTH	3	9999	47	5	6	35
WEED	D1	LOWELL	0.4	9999	99.9	99	99	99.9
WEST	E2	GUILDHALL	99.9	9999	99.9	99	99	99.9
WHEELER	D2	WHEELLOCK	99.9	9999	99.9	99	99	99.9
WHEELLOCK	J1	GRANVILLE	2	582	99.9	6	5	35.5
WHITEHOUSE	E2	FERDINAND	4	750	47	6	7	43.5
WILKINS	E2	EAST HAVEN	99.9	9999	99.9	99	99	99.9
WILLEY	M	READING	6	787	54	11	10	52.5
WILSON	B	FLETCHER	99.9	9999	99.9	99	99	99.9
WILSON	H1	WORCESTER	6	634	52	7	7	45
WILSON	L	MT TABOR	4	660	47	5	7	36
WILTON	D2	SHEFFIELD	2	609	44	5	4	32.5
WISELL	L	SHREWSBURY	3	611	48	3	4	36.5

TABLE 5. 2008 LEGAL MOOSE HARVEST DATA--FEMALE MOOSE ONLY

Last Name	WMU	Town of Kill	Age	Weight	Total CL
ALEXANDER	D2	WHEELock	8	9999	1
ALGER	E1	AVERILL	1	418	0
ALLEN	E2	VICTORY	99.9	9999	9
ANGLILN	E1	NORTON	5	9999	9
ARMSTRONG	E2	FERDINAND	99.9	9999	9
AUSTIN	E1	LEMINGTON	0.5	235	9
BAKER	D2	NORTON	1	376	0
BALLANTINE	O	PUTNEY	2	478	9
BANGS	E2	EAST HAVEN	99.9	9999	9
BARAW	D1	TROY	1	473	9
BARBER	I	STARKEBORO	99.9	9999	9
BARCLAY	D2	GREENSBORO	99.9	9999	9
BARRETT	D2	CHARLESTON	1	299	0
BARRETT	D2	SHEFFIELD	99.9	9999	9
BEAULIEU	E1	LEMINGTON	6	709	9
BEAUMONT	D2	COVENTRY	7	583	9
BELANGER	C	BELVIDERE	10	276	9
BENOIT	D2	WHEELock	99.9	9999	9
BENSON	E1	AVERILL	1	384	0
BENT	J1	ROXBURY	2	511	9
BEYOR	E1	AVERILL	4	565	9
BILLADO	D2	STANNARD	99.9	9999	9
BILLINGHAM	E2	EAST HAVEN	1	432	0
BINGHAM	E1	AVERILL	9	635	9
BISSONNETTE	E2	MAIDSTONE	99.9	9999	9
BLAISDELL	O	WINDHAM	3	532	1
BLAKE	D2	NEWARK	0.5	266	9
BLANCHFIELD	D2	NEWARK	12	610	9
BOISVERT	E2	NEWARK	1	472	1
BOOTH JR	D2	BROWNINGTON	99.9	9999	9
BOSLEY	D2	BROWNINGTON	0.4	9999	9
BOUCHER	E2	EAST HAVEN	1	416	9
BOUTAH JR	E1	LEMINGTON	12	585	2
BOWEN	E2	FERDINAND	99.9	9999	9
BRIGANTE	E2	EAST HAVEN	2	528	9
BROCK	E1	LEMINGTON	8	560	1
BROE	E2	LUNENBURG	10	501	9
BROUSSEAU	E1	AVERILL	8	522	9
BROWN	P	WHITINGHAM	3	504	1
BROWN JR	E1	NORTON	2	644	1
BROWNFIELD	D1	ALBANY	4	615	9
BURNHAM	H1	MARSHFIELD	99.9	9999	9
BURROUGHS	J2	GROTON	99.9	9999	9
BUSHEY	D2	VICTORY	99.9	9999	9
BUSHEY	E1	LEMINGTON	0.5	193	9

Weight is carcass weight completely dressed in pounds; Total CL is number of corpora lutea; Age is cementum age except for 0.5 is a calf aged by tooth replacement at Department-operated check station, 0.4 is calf aged at regular big game reporting station; 9,99.9, and 9999 = unknown or missing data

TABLE 5. 2008 LEGAL MOOSE HARVEST DATA--FEMALE MOOSE ONLY

Last Name	WMU	Town of Kill	Age	Weight	Total CL
BYAM	D2	MORGAN	13	582	2
CAHOON	E1	LEMINGTON	99.9	9999	9
CAMPBELL	I	RIPTON	0.5	195	9
CAMPBELL	I	RIPTON	4	474	9
CARLISLE JR	E1	AVERILL	1	405	0
CARR	E2	EAST HAVEN	3	598	1
CARRIER	D2	HOLLAND	1	248	9
CARTULANO	D2	BARTON	3	670	9
CHADWICK	E1	AVERILL	1	384	9
CHAFFEE	J2	WEST FAIRLEE	5	464	1
CHANNON	D2	NEWARK	3	585	9
CHAPIN	O	WINDHAM	1	379	9
CHAPMAN	E1	AVERY'S GORE	99.9	9999	1
CHASE	H1	ELMORE	3	460	9
CHASE	E2	LUNENBURG	5	438	9
CLAYTON	E1	NORTON	4	9999	1
CLOUTIER	D2	BARTON	2	331	9
COATES	E2	GRANBY	99.9	9999	9
COBURN	E1	BLOOMFIELD	1	424	9
COLBURN	I	GOSHEN	1	347	9
COLE	L	MT HOLLY	7	526	1
COLLINS	E1	AVERILL	99.9	9999	9
COLUMBIA	D2	BARTON	99.9	9999	9
COMEAU	E2	GUILDHALL	99.9	9999	9
COOLBETH	D2	WHEELOCK	7	534	2
CORBIN	D2	BARTON	0.5	214	9
CORWELL	E1	LEMINGTON	2	546	9
COWAN	E1	NORTON	1	425	9
CRAIG	D2	BARTON	3	650	9
CRAM	I	RIPTON	2	655	2
CUMMINGS	D2	CHARLESTON	99.9	9999	9
CURRIER	E1	AVERY'S GORE	2	521	1
CURTIS	D2	WARNER'S GRANT	2	423	9
DAILEY	M	PLYMOUTH	99.9	310	0
DALEY	E1	AVERILL	3	547	9
DAME	M	STOCKBRIDGE	6	464	1
DANIELS	E1	LEWIS	2	485	1
DAVINE	E1	AVERY'S GORE	3	492	9
DEFORGE	E1	NORTON	3	583	9
DEROUCHIE	G	JOHNSON	1	238	0
DESLANDES	D2	BROWNINGTON	0.5	9999	9
DESROCHERS	E1	LEMINGTON	99.9	9999	9
DIX	D2	BARTON	9	646	9
DOBA	D2	WARREN GORE	1	428	9
DONAGHY	E2	EAST HAVEN	3	493	1
DONAGHY	E1	LEWIS	3	469	9
DONAGHY	D2	BARTON	99.9	9999	9

TABLE 5. 2008 LEGAL MOOSE HARVEST DATA--FEMALE MOOSE ONLY

Last Name	WMU	Town of Kill	Age	Weight	Total CL
DORR	D2	DANVILLE	0.4	9999	9
DORR JR	E1	AVERILL	99.9	9999	9
DOWNS	J1	GRANVILLE	0.5	120	9
DOWNS	I	GRANVILLE	3	588	9
DRAGHI	E1	LEWIS	99.9	9999	9
DRAGON	D2	HOLLAND	99.9	9999	9
DUCHARME	D2	HOLLAND	99.9	9999	9
DUNBAR	D2	SHEFFIELD	99.9	9999	9
DWIRE	D2	NEWARK	99.9	9999	9
EBERHARDY	D2	NORTON	2	9999	9
EGELSTON	E1	AVERILL	5	460	1
ELDREDGE	E1	NORTON	99.9	9999	9
ELLINGWOOD	E1	LEMINGTON	2	420	9
EMERSON	D2	NORTON	0.5	9999	9
EWING	E2	BRIGHTON	2	584	9
FARNUM	O	WINDHAM	4	516	9
FAY	E1	AVERILL	1	415	9
FECTEAU	E2	BRIGHTON	99.9	9999	9
FERLAND	E1	AVERILL	99.9	9999	9
FERLAND	C	BELVIDERE	0.4	9999	9
FERLAND	C	EDEN	1	267	9
FIFIELD	E1	BLOOMFIELD	99.9	9999	9
FLYNN	E1	NORTON	0.4	9999	9
FORTUNATI	E1	LEMINGTON	6	548	1
FRATIES	D2	HOLLAND	2	594	2
FREISCHLAG	E1	LEWIS	1	352	9
GAGE	D1	IRASBURG	2	592	2
GARRETT	E1	BRIGHTON	99.9	9999	9
GENDRON	D2	NEWARK	99.9	9999	9
GIFFORD	E1	AVERILL	1	410	9
GLEASON	E1	LEMINGTON	5	546	1
GOLET	E1	AVERILL	14	9999	9
GOOD	M	STOCKBRIDGE	2	455	0
GORDON	E1	LEWIS	99.9	9999	9
GORHAM	D2	NEWARK	99.9	9999	9
GOSS	E2	VICTORY	0.4	9999	9
GRAHAM	E1	CANAAN	6	651	2
GRAHAM	E1	CANAAN	99.9	9999	9
GREEN	E1	BRUNSWICK	7	563	9
GRODAN	E2	GRANBY	10	541	9
GUYETTE	D2	NORTON	2	9999	9
HALL	C	JAY	3	580	9
HALL	D2	NEWARK	9	630	1
HANDFIELD	E1	LEMINGTON	1	463	9
HARRINGTON	D2	BROWNINGTON	5	550	9
HENRY	E1	NORTON	14	451	9
HIGGINS	E2	FERDINAND	99.9	9999	9

TABLE 5. 2008 LEGAL MOOSE HARVEST DATA--FEMALE MOOSE ONLY

Last Name	WMU	Town of Kill	Age	Weight	Total CL
HILL	E1	AVERILL	99.9	9999	9
HILL	M	READING	2	535	9
HILL	E1	NORTON	99.9	9999	9
HILL	E1	AVERILL	99.9	9999	9
HOUGHTON	D2	WHEELLOCK	4	600	9
HUNT	E2	BRIGHTON	4	605	9
JAMES	D2	NORTON	4	529	9
JOHNSON	D2	WESTMORE	99.9	9999	9
JOHNSTON	E1	LEMINGTON	1	451	1
JONES	D1	EDEN	9	767	1
JUTRAS	E1	AVERILL	99.9	9999	9
KASTEN	D2	STANNARD	0.5	9999	9
KELLEY	E1	BLOOMFIELD	99.9	9999	9
KELLY	E1	AVERILL	99.9	9999	9
KENNEDY	D2	CHARLESTON	0.4	9999	9
KEYES	I	ROCHESTER	5	682	9
KILBORN	E2	FERDINAND	2	9999	2
KINNEY	E1	AVERILL	3	551	1
KLINE	E1	LEMINGTON	99.9	9999	9
KUPETZ JR	E2	GRANBY	99.9	9999	9
LABOUNTY SR	D2	WESTMORE	3	564	9
LACKEY	D2	NORTON	3	588	1
LADOUCEUR	E1	LEMINGTON	99.9	9999	9
LAJENNESSE	E1	AVERY'S GORE	1	435	0
LAMB III	D2	WALDEN	4	479	1
LAMBERT	M	STOCKBRIDGE	99.9	9999	9
LAMERE	E1	AVERY'S GORE	99.9	9999	9
LANTAGNE	E2	BRUNSWICK	10	465	9
LAPOINTE	D2	HOLLAND	1	425	9
LAROSE	E1	NORTON	0.5	197	9
LATOUR	D2	STANNARD	1	9999	9
LEBLANC	D2	MORGAN	99.9	9999	9
LEBLANC	E1	AVERILL	6	597	9
LEFEBVRE	I	RIPTON	4	424	9
LEFEVRE	D2	WALDEN	99.9	9999	9
LEGGETT	E1	LEMINGTON	0.5	183	9
LEHOULLIER	D2	WHEELLOCK	99.9	9999	9
LESSARD	E1	LEMINGTON	99.9	9999	9
LEVICK	E1	CANAAN	2	481	9
LEWIS	E2	EAST HAVEN	2	559	1
LOCKE	E1	BLOOMFIELD	99.9	9999	9
LONGWAY	E1	NORTON	1	407	9
MADISON	E1	BRIGHTON	99.9	9999	9
MALASKY	E2	MAIDSTONE	1	412	0
MALINOSKI	J1	GRANVILLE	99.9	343	0
MANDELL	E1	AVERY'S GORE	99.9	9999	9
MANSFIELD	E1	LEWIS	99.9	9999	9

TABLE 5. 2008 LEGAL MOOSE HARVEST DATA--FEMALE MOOSE ONLY

Last Name	WMU	Town of Kill	Age	Weight	Total CL
MARKHAM	D2	SHEFFIELD	99.9	9999	9
MARKS	E1	WARREN GORE	8	601	1
MARQUIS	E1	LEMINGTON	1	437	9
MARSHIA	D1	IRASBURG	0.5	247	9
MARTEL	D2	NEWARK	99.9	9999	9
MARTIN	E2	CONCORD	3	560	2
MASSORES	E1	AVERILL	3	610	9
MATTISON	E1	NORTON	2	446	9
MAXWELL	E1	AVERY'S GORE	3	539	9
MAYO	D2	WALDEN	99.9	9999	9
MCGEE	M	KILLINGTON	2	522	1
MCKNIGHT	E2	FERDINAND	99.9	9999	9
MCLAUGHLIN	E1	CANAAN	2	519	1
MCLEAN	E2	GRANBY	99.9	9999	9
MEADER	E2	FERDINAND	99.9	9999	9
MICHELI	E2	GUILDHALL	3	552	0
MIGLORIE	E2	BRUNSWICK	4	565	9
MOBBS	G	HUNTINGTON	12	477	1
MONTAGUE	E1	BRIGHTON	4	599	1
MONTANDON	J2	TOPSHAM	9	525	9
MONTGOMERY	D2	WHEELOCK	1	374	9
MONTGOMERY	D2	CHARLESTON	99.9	9999	9
MONTGOMERY	E1	LEWIS	0.5	184	9
MOREY	E1	LEMINGTON	4	607	1
MORSE	E2	CONCORD	99.9	9999	9
MOULTON	E2	FERDINAND	8	390	9
MOYER	E2	GRANBY	7	739	9
MYERS	E2	BRUNSWICK	3	394	9
MYERS	E1	AVERILL	99.9	9999	9
MYERS	C	BELVIDERE	4	541	9
NICHOLS	E1	NORTON	3	685	0
NIPER	E2	FERDINAND	3	455	9
NOONAN	D2	NORTON	1	9999	1
NORRIS	E2	EAST HAVEN	1	452	0
NOYES	E2	MAIDSTONE	99.9	9999	9
NULTY	E1	CANAAN	1	455	9
NURKANOVIC	E2	GRANBY	3	465	9
NUSE	E1	LEMINGTON	99.9	9999	9
OBRIEN	E1	FERDINAND	5	504	9
OLMSTED	E2	VICTORY	9	645	9
OWEN	E1	BRIGHTON	99.9	9999	9
PALLOTTA	D2	NORTON	10	620	1
PARAH	E2	GUILDHALL	99.9	9999	9
PARAH	E1	CANAAN	99.9	9999	9
PARRELLA	E1	AVERY'S GORE	0.5	235	9
PARRELLA	E1	WARREN GORE	12	554	9
PATRICK	E2	GRANBY	1	330	0

TABLE 5. 2008 LEGAL MOOSE HARVEST DATA--FEMALE MOOSE ONLY

Last Name	WMU	Town of Kill	Age	Weight	Total CL
PATTERSON	E2	GRANBY	99.9	9999	9
PEAVEY	D2	DERBY	3	617	2
PECK	E2	LUNENBURG	99.9	9999	9
PERLEE	E2	GRANBY	10	486	9
PERRY	D2	BROWNINGTON	1	473	9
PETERS	E2	LUNENBURG	1	389	0
PETERSON	D2	WESTMORE	0.4	9999	9
PICKETT	E1	LEMINGTON	0.5	219	9
PIDGEON	E1	AVERILL	7	525	9
PLACE	E1	FERDINAND	99.9	9999	9
PLACE	E2	NEWARK	2	530	1
PLOESSER	D2	HOLLAND	99.9	9999	9
POTTER	E2	GUILDHALL	8	620	1
POUTRE SR	D1	GLOVER	3	624	9
PRONTO	E2	BRIGHTON	99.9	9999	9
PROVOST	H1	WORCESTER	1	387	9
PURDY SR	E1	AVERY'S GORE	0.4	9999	9
REED	I	PITTSFIELD	3	563	1
REFINO	D2	BURKE	8	9999	1
REYNOLDS JR	O	TOWNSEND	4	440	9
RIVERS	E2	FERDINAND	0.4	9999	9
RIVERS	D2	NEWARK	99.9	9999	9
RIVERS	E2	VICTORY	99.9	9999	9
ROBBINS	D2	NORTON	4	678	9
ROBERTS	D2	WHEELLOCK	99.9	9999	9
ROBINSON	D2	MORGAN	99.9	9999	9
ROBINSON JR	E1	AVERILL	7	553	9
ROCHON	I	LINCOLN	0.4	9999	9
RODEN	E1	BRIGHTON	99.9	9999	9
ROSENBECK II	E1	LEMINGTON	6	601	9
ROSS	D2	SUTTON	99.9	9999	9
ROWELL	D2	SHEFFIELD	4	588	9
ROWELL	D2	WESTMORE	99.9	9999	9
ROY	E1	LEWIS	99.9	9999	9
RUSSIN	E1	LEWIS	99.9	9999	9
SALLS	G	CAMBRIDGE	13	519	9
SANDERS	D2	STANNARD	99.9	9999	2
SANTAW	D2	NEWARK	1	454	9
SANTELLI	P	SOMERSET	99.9	9999	9
SARGENT	E2	GRANBY	99.9	9999	9
SARGENT SR	D2	WHEELLOCK	1	448	1
SHELLONG	E1	AVERILL	3	505	9
SHAFER	E2	VICTORY	99.9	9999	9
SISTERS	E1	AVERY'S GORE	1	400	9
SISTERS	E1	AVERY'S GORE	2	614	9
SLOCUM	J1	NORTHFIELD	7	566	9
SLOCUM	E2	FERDINAND	99.9	9999	9

TABLE 5. 2008 LEGAL MOOSE HARVEST DATA--FEMALE MOOSE ONLY

Last Name	WMU	Town of Kill	Age	Weight	Total CL
SMITH	E1	CANAAN	99.9	9999	9
SMITH	E2	VICTORY	5	9999	1
SMITH	D2	NEWARK	1	460	1
SNIDE	E1	AVERILL	99.9	9999	9
SNOW	E1	AVERILL	0.5	210	9
STEELE	D2	KIRBY	0.5	189	9
STEVENS	E1	AVERY'S GORE	1	449	0
STEWART	E1	LEWIS	99.9	9999	9
STOODLEY	L	MT TABOR	99.9	9999	9
SYKES	E1	WARREN GORE	99.9	9999	9
TAYLOR	C	TROY	2	555	1
TAYLOR	E2	EAST HAVEN	7	792	1
TAYLOR	E2	VICTORY	99.9	9999	9
TEAGUE	D2	WESTMORE	99.9	9999	9
THOMPSON	E1	AVERILL	99.9	9999	9
TIFFT JR	D2	NORTON	99.9	9999	9
TILLINGHAST	D2	SHEFFIELD	6	528	9
TILLOTSON	E1	NORTON	15	503	9
TOUSANT	E2	BRIGHTON	99.9	9999	9
URIE	E2	FERDINAND	4	683	9
VAN WICKLER	D2	WESTMORE	99.9	9999	9
VANCE	J2	STRAFFORD	5	605	9
VIENS	D2	STANNARD	99.9	9999	9
VILLANTI	E1	AVERY'S GORE	8	440	0
WASHBURN	E1	AVERY'S GORE	4	575	9
WEATHERELL	E1	AVERILL	99.9	9999	9
WERNER	E2	FERDINAND	9	403	0
WHITCHER	E1	LEMINGTON	1	9999	0
WHITE	E2	GUILDHALL	4	390	9
WHITE	Q	WILMINGTON	4	496	9
WHITE	D2	NORTON	0.4	9999	9
WHITEHEAD	E1	CANAAN	99.9	9999	9
WHITMORE	E2	BRUNSWICK	99.9	9999	9
WHITNEY	E1	LEMINGTON	10	494	1
WHITNEY	D2	NEWARK	99.9	9999	1
WILLARD	E1	BLOOMFIELD	2	481	9
WILLARD	E1	BLOOMFIELD	2	520	9
WILLIAMS	E1	AVERY'S GORE	99.9	9999	9
WISWELL	D2	WHEELLOCK	1	470	9
YOUNG	E2	GRANBY	99.9	9999	9
YOUNG	E1	AVERY'S GORE	99.9	9999	9
YOUNG	E2	BRUNSWICK	13	440	9
YOUNG	D2	SHEFFIELD	0.5	226	9
ZINGER	E1	AVERILL	99.9	9999	9