



University of New Hampshire

The Survey Center

**Vermont Fish & Wildlife Department
New York Department of Environmental Conservation
2024 Waterfowl Hunter Survey**

Prepared by:

Zachary S. Azem, M.A.
Sean P. McKinley, M.A.
Tracy A. Keirns, Ph.D.

The Survey Center
University of New Hampshire
December, 2024

The University of New Hampshire
Survey Center

The UNH Survey Center is an independent, non-partisan academic survey research organization and division of the UNH College of Liberal Arts.

The Survey Center conducts telephone, mail, web, and intercept surveys, as well as focus groups and other qualitative research for university researchers, government agencies, public non-profit organizations, private businesses and media clients.

Our senior staff have over 50 years experience in designing and conducting custom research on a broad range of political, social, health care, and other public policy issues.

Dr. Andrew E. Smith, Director
UNH Survey Center
9 Madbury Road, Suite 402
Durham, New Hampshire 03824
603-862-2226
Andrew.Smith@unh.edu

Table of Contents

Executive Summary.....	1
Key Findings	1
Demographics	3
Waterfowl Hunting Effort and Harvest.....	4
Season Structure and Preference	13
Hunter Accessibility and Satisfaction.....	27
Technical Report.....	40
Appendix A: Detailed Tabular Results	42
Appendix B: Open-Ended Responses.....	125
Appendix C: Survey Instrument	142

Executive Summary

The University of New Hampshire Survey Center conducted a survey of Vermont and New York waterfowl hunters on behalf of the Vermont Fish and Wildlife Department and the New York Department of Environmental Conservation. Some of the survey questions were replicated from a similar survey conducted in 2015. A stratified sample of 6,581 waterfowl hunters were invited to take the survey by mail, email, text, and phone call. Between August 15th and October 8th, one thousand, four hundred and thirty-two (1,432) hunters took the survey with eight hundred seven (807) being qualified to complete the entire survey. More details on survey methodology and the response rate can be found in the technical report. The following figures display survey results for each question. Appendix A contains detailed tabular results, Appendix B contains the open-ended responses, and Appendix C contains the survey instrument. Due to rounding, percentages may not sum to 100%.

Key Findings

Waterfowl Hunting Effort and Harvest

All respondents say that they hunted waterfowl in their own state in the past five hunting seasons while one in five Vermont residents have hunted waterfowl in New York and a similar amount of New York residents have hunted in Vermont. Three in four respondents have hunted in the Lake Champlain Zone and half have hunted in the Interior Vermont Zone while only one in eight have hunted in the Connecticut River Zone. Nearly two-thirds of respondents say they hunt waterfowl every year and respondents on average spend 8-9 days in their respective hunting zones each year. Nearly half of respondents say they hunt ducks and geese equally while two in five primarily hunt for ducks and just one in eight primarily hunt for geese. Nearly half of respondents mostly hunt on weekends, two in five hunt equally between weekdays and weekends while one in eight hunt mostly on weekdays. Only fifteen percent of respondents say they find waterfowl bag limit regulations difficult to understand. Most respondents don't have a preference when it comes to greater/lesser scaup bag limits, but those who do have an opinion are relatively divided on their preference. The large majority of respondents devote at least one day in an average hunting season to Canada geese and dabbling ducks while about half do so with diving ducks. Relatively few respondents devote at least one day to snow geese, mergansers, and brant in an average hunting season. Respondents are most likely to hunt in the regular migratory Canada Goose season while just over half hunt in the early resident season and about one-quarter hunt in the late resident season.

Season Structure and Preference

Connecticut River Zone hunters are more likely to prefer the opening day of duck hunting season to be on the first weekend of October while Lake Champlain and Interior Vermont Zone hunters are divided between the first and second weekends of October. Respondents in all zones prefer the opening day of Canada goose season to be on the second weekend of October while roughly one-third have no preference for the opening day. Nearly half of respondents would prefer the opening of duck hunting season in different zones to be on the same day while only about one-quarter want them to open on different days. Majorities of Interior Vermont and Connecticut River Zone hunters prefer there to be the most duck hunting days to be in October while Lake Champlain Zone hunters are more divided. Nearly half of Lake Champlain hunters prefer a split duck season while majorities of Interior Vermont and Connecticut River Zone hunters prefer a straight duck season. About half of Interior Vermont and Connecticut River Zone hunters prefer a straight Canada goose season while a smaller plurality of Lake Champlain zone hunters feel this way. If duck season were to be split, nearly half of respondents say they would prefer the end date of the season to be in the end of December. Just over half of Lake Champlain Zone hunters say that fishing tournaments being held during duck season on Lake Champlain is not a conflict while very few say it is so much of a conflict that they won't hunt. Majorities of respondents find out about changes to the waterfowl hunting regulations from the waterfowl syllabus and fish and wildlife agency websites while one-third find out through family, friends, and hunting partners.

Hunter Accessibility and Satisfaction

Just over half most often hunt waterfowl on public state land or water while about one-third hunt waterfowl on private land owned by someone who gave permission. About half of respondents say that there are hunters around but it is not enough to make their experience worse while hunting on public lands while one-quarter say the number of hunters around them makes their experience start to decline. Three in four hunt from stationary blinds on public waters at least rarely but only one-quarter build a stationary blind on public waters most years or every year. Lake Champlain Zone hunters are most likely to describe their primary hunting habitat as a large lake or a marsh, Connecticut River zone hunters are most likely to describe their habitat as a river or stream, and Interior Vermont hunters are largely divided on how they would describe their primary hunting habitat.

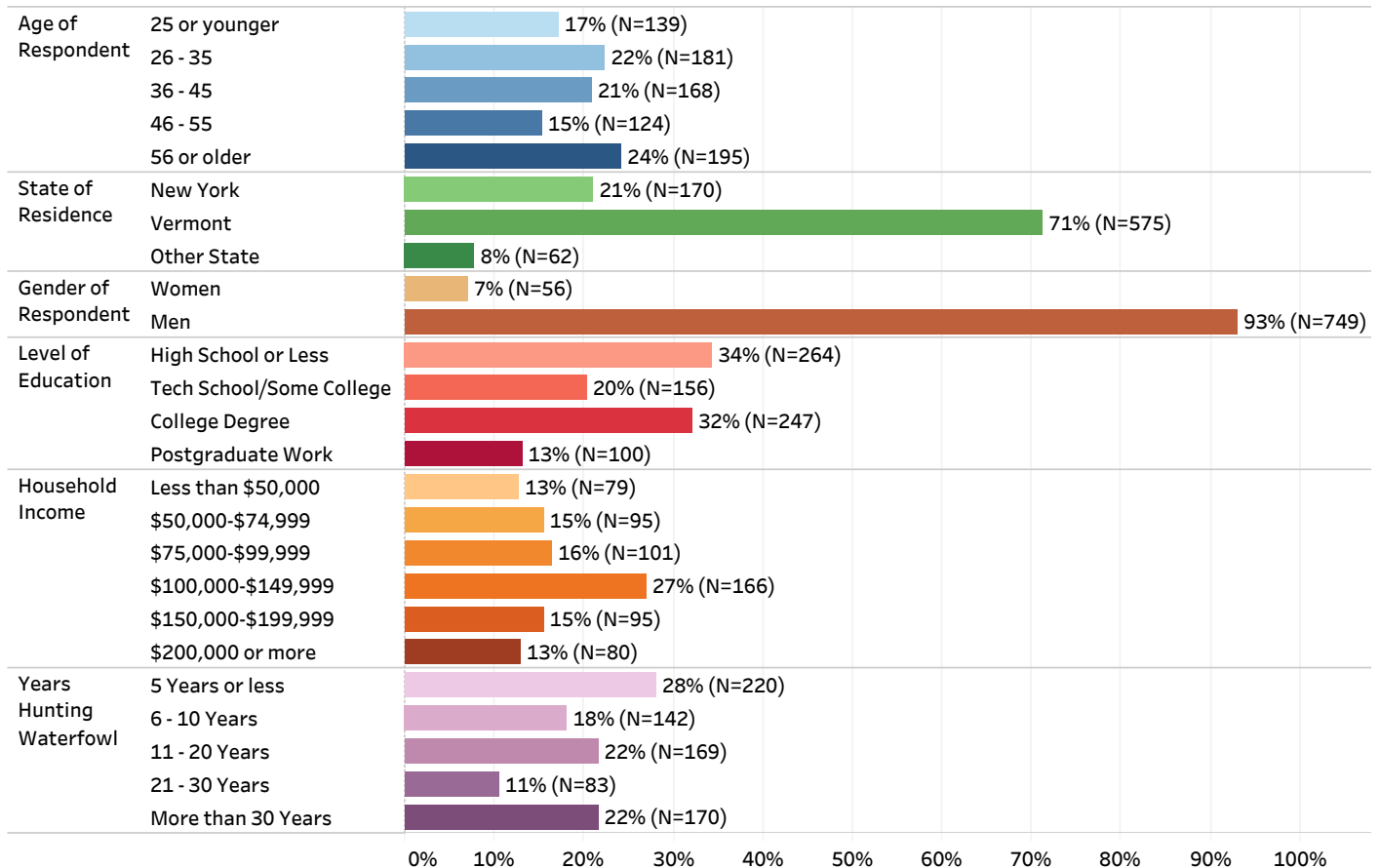
Hunter Accessibility and Satisfaction (Continued)

Nearly all respondents say that the mallard is one of the top three duck species that they prefer to target while four in five say the wood duck is one of their top three preferred duck species. Half say the black duck is one of their top preferred duck species while two in five say the same about the green-winged teal. Very few respondents say the common goldeneye, ring-necked duck, and greater and lesser scaup are among their top three preferred species. When asked why respondents don't get to waterfowl hunt as much as they would like, two-thirds mention not enough free time while about one-quarter cite conflicts with other hunting seasons or there not being enough waterfowl. Majorities of respondents cite getting out with family and friends, getting out in nature, and obtaining meat as their top three reasons that they participate in waterfowl hunting. More than four in five respondents say that greater accessibility to hunting lands is very or somewhat important to their overall waterfowl hunting experience while smaller majorities say the same about different start and close dates, more youth hunting opportunities, and reduced bag limit complexity. Three in four respondents say they are very satisfied or satisfied with the overall hunting experience in the past five years. Nearly half of respondents say that they spend less than \$500 on waterfowl hunting in a typical year. About one-third of respondents say they travel outside of the Lake Champlain area every year while just over one-quarter say they never do this.

Demographics

Respondents to this survey are relatively spread out by age group with the average age of a respondent being 42. The large majority (71%) are residents of the state of Vermont, which is in stark contrast to the previous survey in which the majority of respondents were New York residents. This is largely due to a methodological change in which those who hunted in the Northeastern NY zone only did qualify for the 2015 survey but not the 2024 survey. More explanation of this change can be found in the technical report. More than nine in ten respondents (93%) to the survey are men and just over half of respondents (54%) do not have a four-year college degree. Just over half of respondents (55%) have a household income of \$100,000 or more. Just over a quarter of respondents (28%) are relatively new to hunting waterfowl as they have only done so for 5 years or less, while one-third (33%) have been hunting waterfowl for more than 20 years.

Figure 1: Demographics

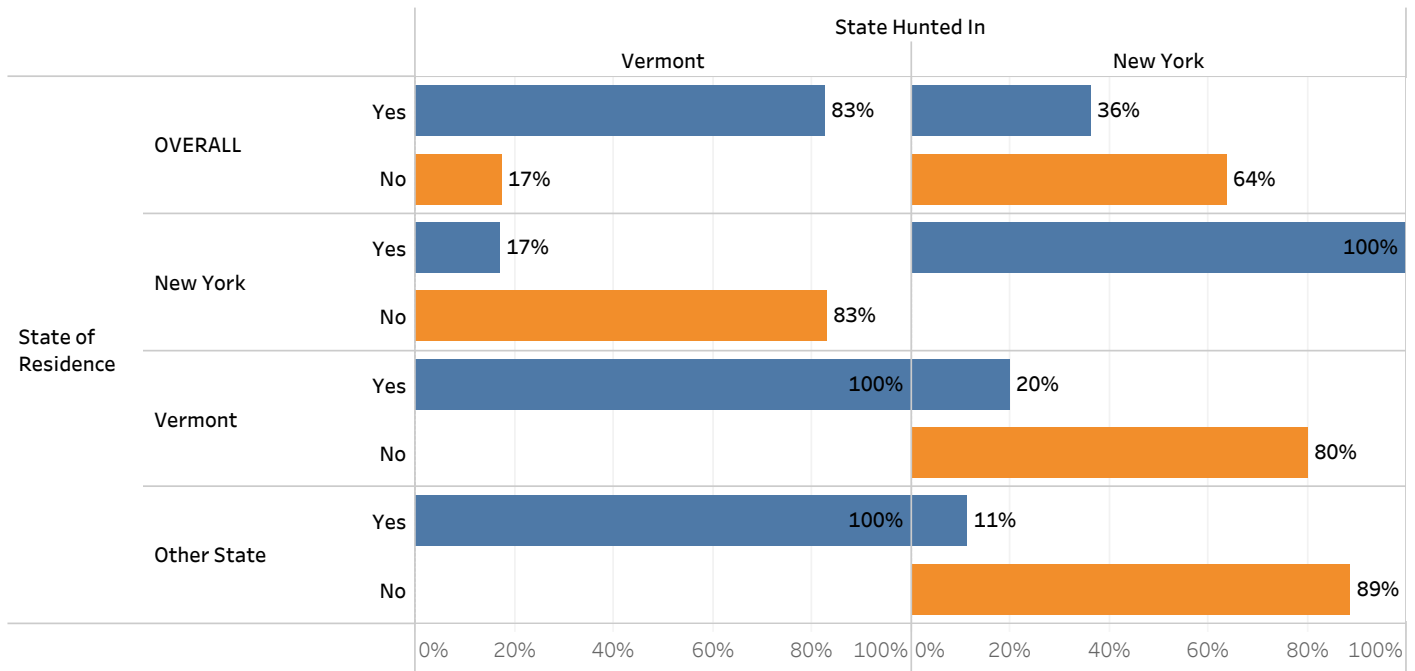


Waterfowl Hunting Effort and Harvest

Eighty-three percent of respondents say that they have hunted waterfowl in the state of Vermont in the past five hunting seasons while 36% of respondents have hunted waterfowl in the state of New York in the past five hunting seasons.

Among respondents who live in New York (N=170), all (100%) say they have hunted waterfowl in New York in the past five hunting seasons while 17% say they have hunted in Vermont. Among respondents who live in Vermont (N=575), all (100%) say they have hunted waterfowl in Vermont in the past five hunting seasons while 20% say they have hunted in New York. Among respondents who live in a different state (N=62), all (100%) say they have hunted waterfowl in Vermont in the past five hunting seasons while 11% say they have hunted in New York.

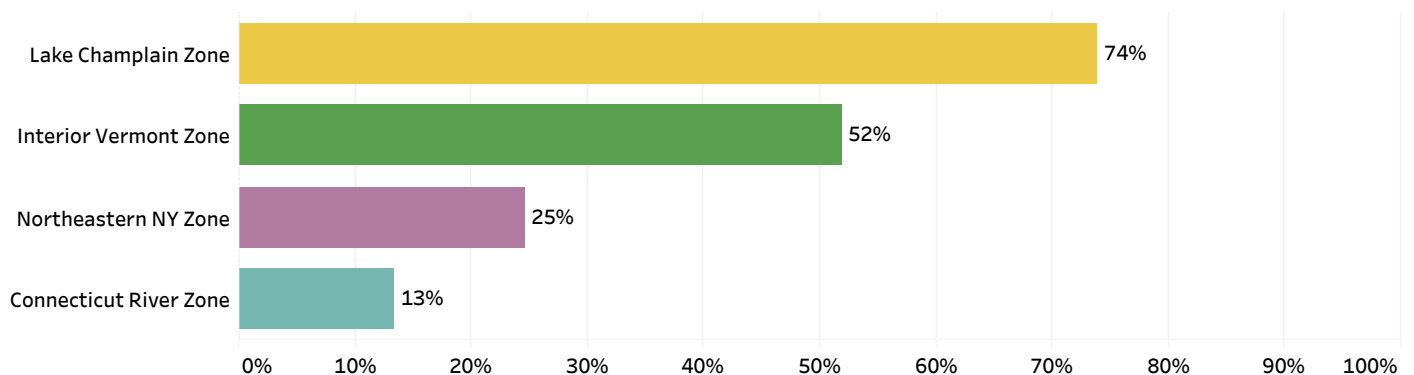
Figure 2: Hunt waterfowl (ducks or geese) in New York or Vermont at any time during the past five hunting seasons - By State of Residence



Nearly three-quarters of respondents (74%) say that they have hunted waterfowl in the Lake Champlain Zone in the last five years, about half (52%) have hunted waterfowl in the Interior Vermont Zone, 25% have hunted in the Northeastern NY Zone, and 13% have hunted in the Connecticut River Zone.

Note: Respondents only qualified to participate in this survey if they hunted in one of the following zones; Lake Champlain, Interior Vermont, and Connecticut River. Respondents who hunted in the Northeastern NY Zone only did not qualify for the survey. More information can be found in the technical report.

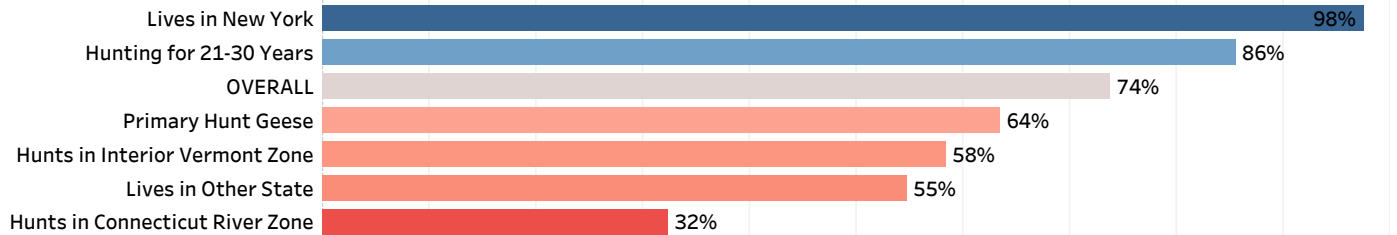
Figure 3a: What zone(s) have you hunted waterfowl in during the last 5 years? - (Select all that apply)



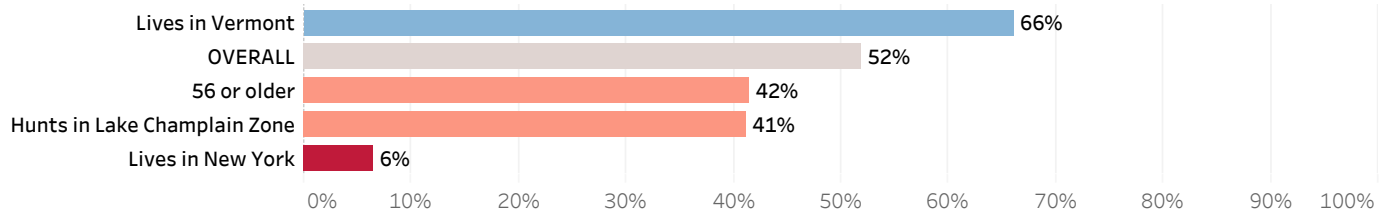
- Respondents who live in New York and those who have been hunting between 21 and 30 years are more likely than others to say they have hunted waterfowl in the Lake Champlain Zone in the last 5 years. Respondents who hunt in the Connecticut River and Interior Vermont zones, those who live outside of Vermont or New York and those who primarily hunt geese are less likely to say they have hunted there in last 5 years.
- Respondents who live in Vermont are more likely than others to say they have hunted waterfowl in the Interior Vermont Zone in the last 5 years while those who live in New York, those who hunt in the Lake Champlain Zone, and those who are 56 or older are less likely to say they have hunted there in last 5 years.

Figure 3b: Zones hunted waterfowl during the last 5 years - By Selected Demographics

Lake Champlain Zone



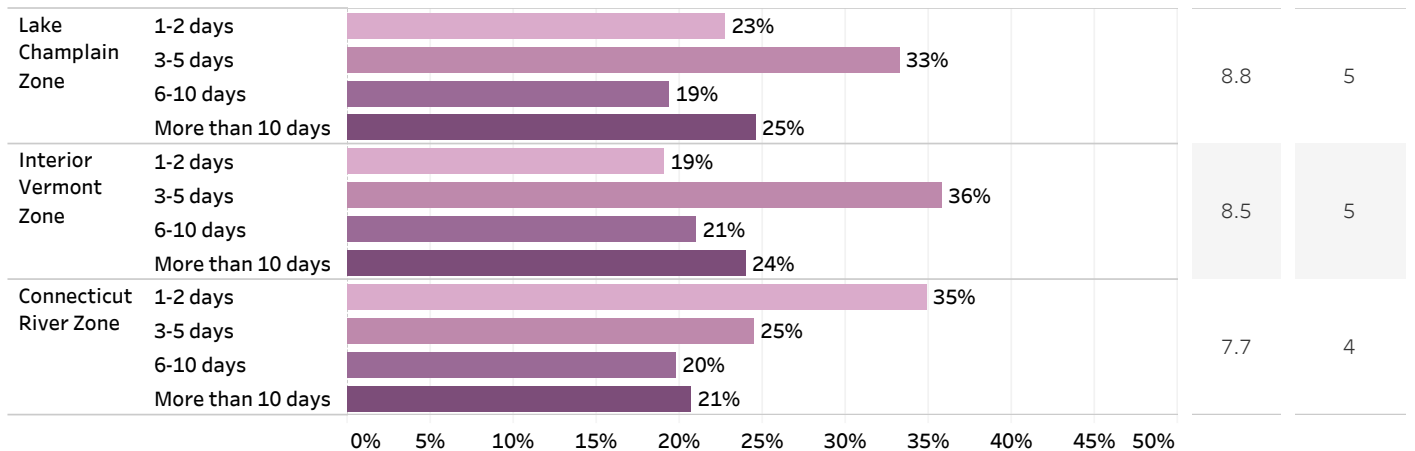
Interior Vermont Zone



Among respondents who hunt in the Lake Champlain Zone (N=589), respondents spend an average of 8.8 days and a median of 5 days hunting in that zone each year. Among respondents who hunt in the Interior Vermont Zone (N=413), respondents spend an average of 8.5 days and a median of 5 days hunting in that zone each year. Among respondents who hunt in the Connecticut River Zone (N=106), respondents spend an average of 7.7 days and a median of 4 days hunting in that zone each year.

Figure 4: On average, how many days did you spend hunting in each zone each year?

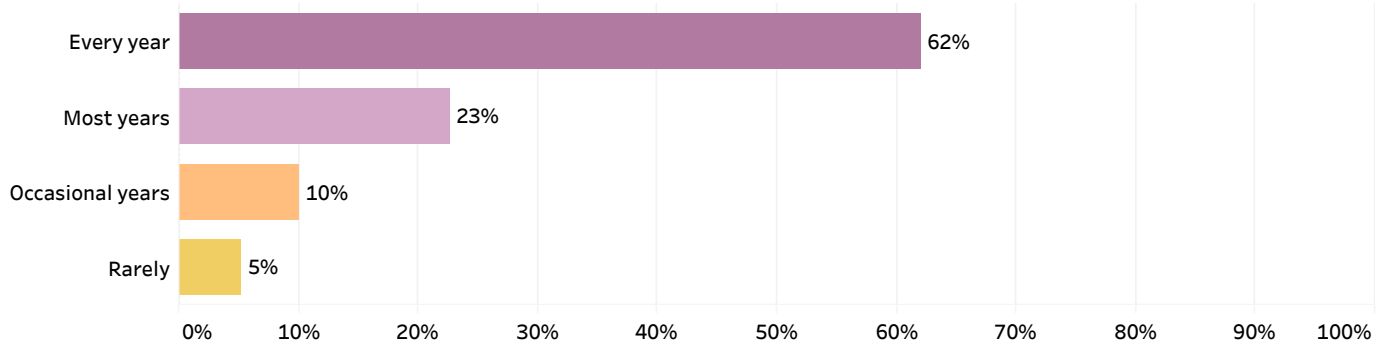
Mean Median



More than three in five respondents (62%) say that they hunt waterfowl every year, 23% say they hunt waterfowl most years, 10% hunt them occasional years, and 5% hunt them rarely.

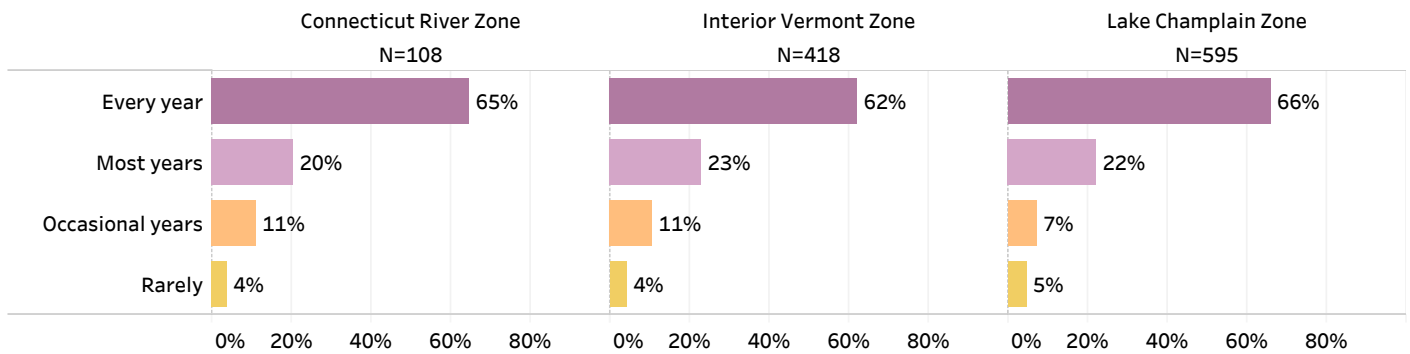
In the 2015 survey, 78% of respondents said they hunt waterfowl every year, 14% did so most years, 5% did so in occasional years, and 3% did so rarely.

Figure 5a: Which of the following best describes how often you hunt waterfowl?



There are no significant differences in frequency in which respondents hunt waterfowl based upon what zone they hunt in.

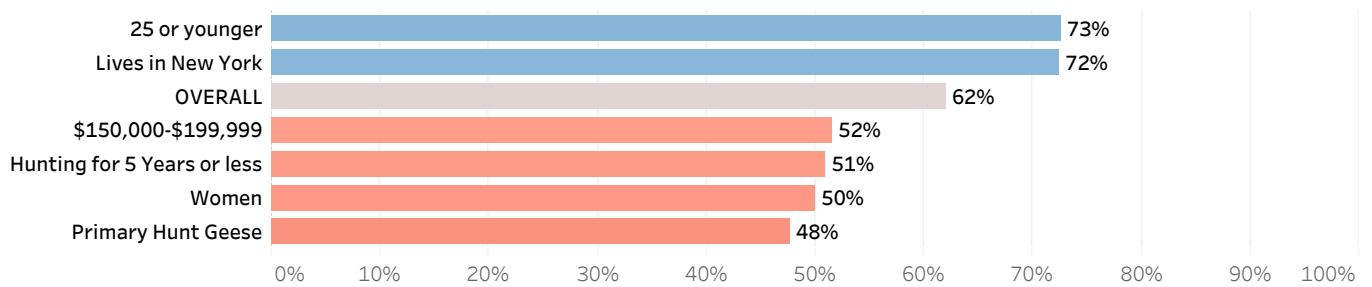
Figure 5b: How often do you hunt waterfowl - By Zones Hunted In



Respondents aged 25 or younger and those who live in New York are more likely than others to say they hunt waterfowl every year. Respondents who primarily hunt geese, women, those who have been hunting for 5 years or less, and those with a household income between \$150,000 and \$199,999 are less likely to hunt waterfowl this often.

Figure 5c: How often do you hunt waterfowl - By Selected Demographics

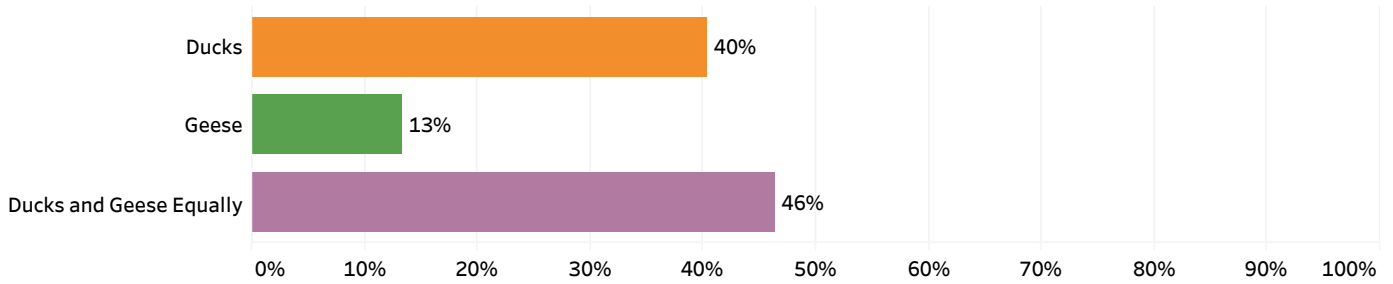
Every year



Two in five respondents (40%) say that they primarily hunt for ducks while just 13% primarily hunt for geese. The plurality of respondents (46%) say that they hunt ducks and geese equally.

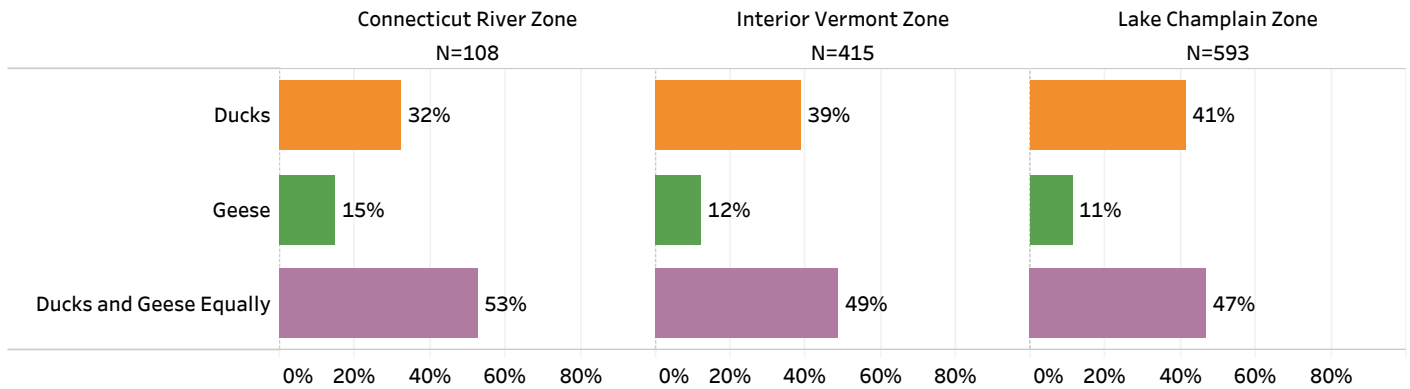
Respondents were somewhat more likely than in the 2015 survey to say they hunt ducks and geese equally.

Figure 6a: Do you hunt primarily for:



Respondents who hunt in the Lake Champlain and Interior Vermont Zones are somewhat more likely to say they hunt primarily for ducks than those who hunt in the Connecticut River Zone.

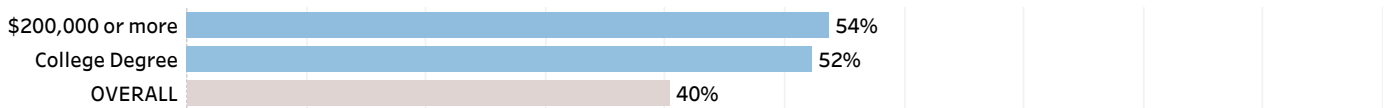
Figure 6b: Primarily hunt - By Zone Hunted In



- Respondents with a household income of \$200,000 or more and those with a college degree are more likely than others to say that they primarily hunt for ducks.
- Women are more likely than others to say that they primarily hunt for geese.

Figure 6c: Primarily hunt - By Selected Demographics

Ducks



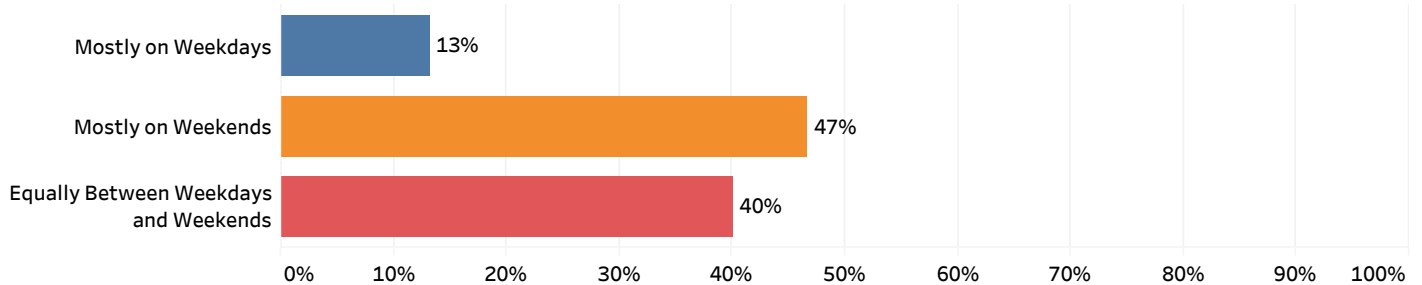
Geese



Nearly half of respondents (47%) say that they do most of their waterfowl hunting on the weekends while 13% do most of their waterfowl hunting on weekdays. Two in five respondents (40%) say they do their waterfowl hunting equally between weekdays and weekends.

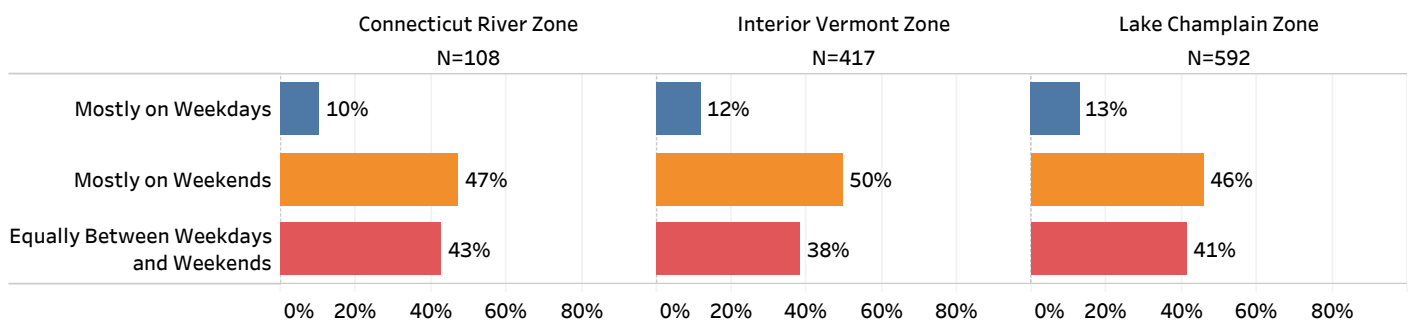
These results are similar to those in the 2015 survey.

Figure 7a: When do you do most of your waterfowl hunting?



There are no significant differences in when respondents do most of their waterfowl hunting based upon what zone they hunt in.


Figure 7b: When do you do most of your waterfowl hunting - By Zone Hunted In



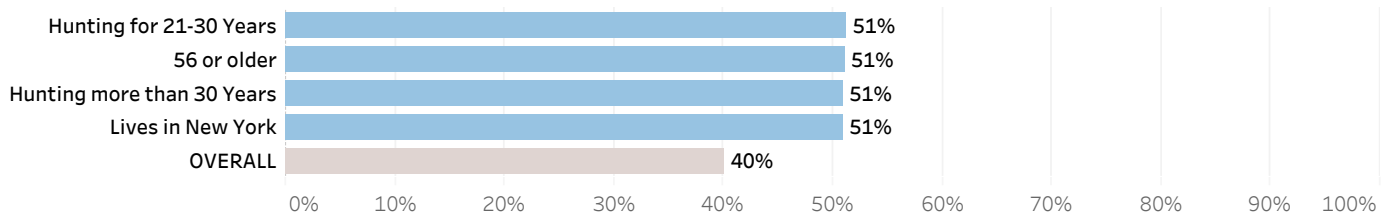
- Respondents who are 25 years old or younger and those who have been hunting for 5 years or less are more likely than others to say they do most of their waterfowl hunting on weekends.
- Respondents who have been hunting for more than 20 years, those aged 56 or older, and those who live in New York are more likely than others to say they do their waterfowl hunting equally between weekdays and weekends.

Figure 7c: When do you do most of your waterfowl hunting - By Selected Demographics

Mostly on Weekends

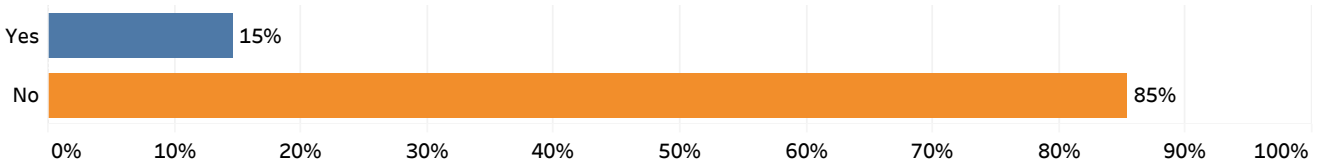


Equally Between Weekdays and Weekends



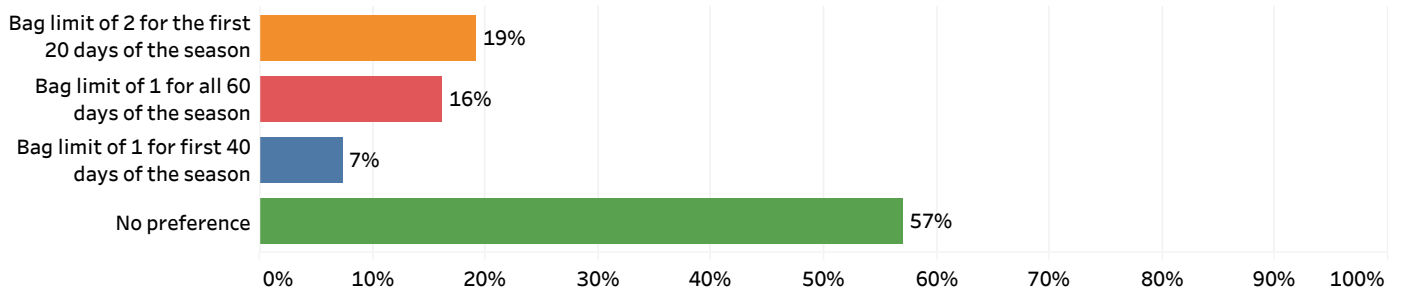
Just fifteen percent of respondents say that they find waterfowl bag limit regulations difficult to understand while 85% say they don't find them difficult to understand.

Figure 8: Do you find waterfowl bag limit regulations difficult to understand?



When asked about their preference regarding greater/lesser scaup bag limits, the majority of respondents (58%) say they do not hunt scaup. Among respondents who do hunt scaup (N=338), 19% prefer a bag limit of 2 for the first 20 days of the season, 16% prefer a bag limit of 1 for all 60 days of the season, 7% prefer a bag limit of 1 for first 40 days of the season, and the majority (57%) have no preference for any of these options.


Figure 9a: Which of the following would you prefer regarding greater/lesser scaup bag limits?




- Respondents who hunt in the Connecticut River Zone are more likely than others to say they prefer a bag limit of 2 for the first 20 days of the season.
- Respondents with a household income of \$150,000 or more and those who have been hunting for 11-20 years are more likely than others to prefer a bag limit of 1 for all 60 days of the season.
- Respondents aged 36 to 45, those who have been hunting for 10 years or less, and those with a household income between \$100,000 and \$149,999 are more likely to say they have no preference.

Figure 9b: Preference regarding greater/lesser scaup bag limits - By Selected Demographics

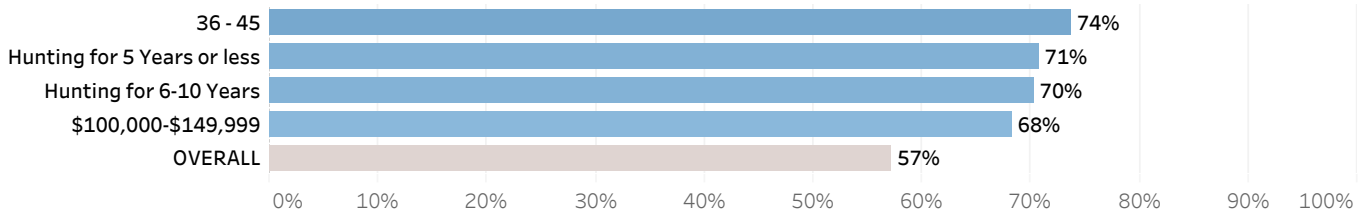
Bag limit of 2 for the first 20 days of the season



Bag limit of 1 for all 60 days of the season



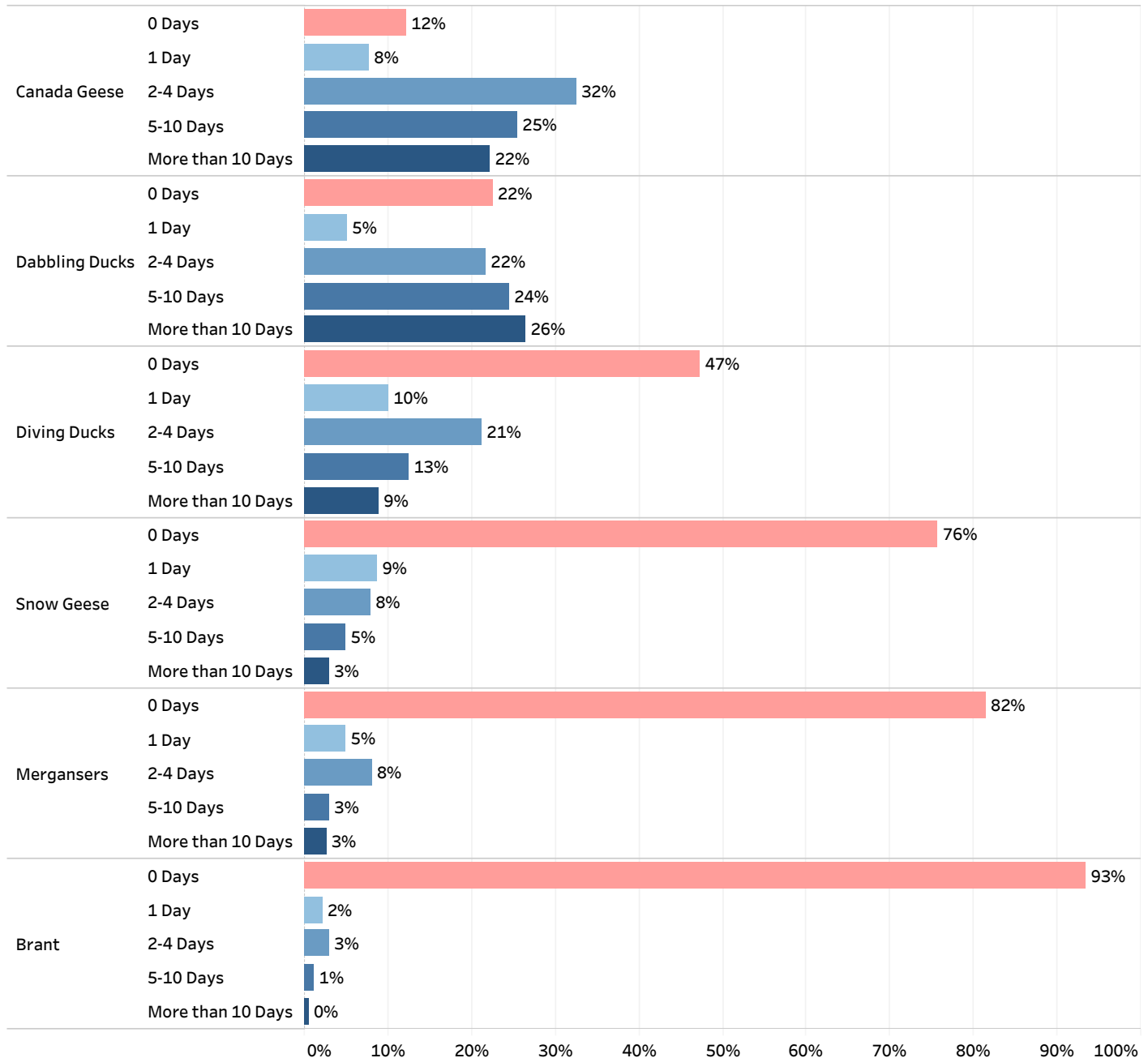
No Preference



Eighty-eight percent of respondents say that in an average hunting season, they devote at least one day to Canada Geese. More than three in four respondents (78%) devote at least one day to hunting dabbling ducks while a small majority (53%) devote at least one day to diving ducks. Only one-quarter of respondents (24%) devote at least one day to snow geese while fewer dedicate at least one day to hunting mergansers (18%) or brant (7%).

These responses are largely similar to those in the 2015 survey.

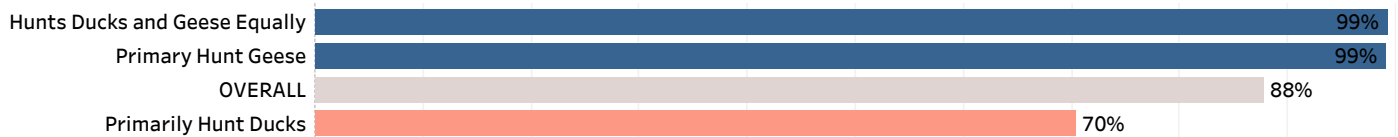
Figure 10a: In an average hunting season how many days do you devote to the waterfowl listed below?



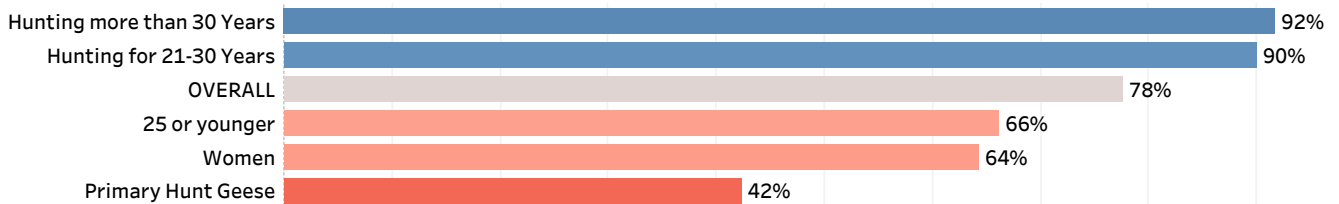
- Respondents who hunt ducks and geese equally and those who primarily hunt geese are more likely than others to say they devote at least one day in an average season to hunting Canada Geese while those who primarily hunt ducks are less likely to do this.
- Respondents who have been hunting for more than 20 years are more likely than others to say they devote at least one day in an average season to hunting dabbling ducks while those who primarily hunt geese, women, and those aged 25 or younger are less likely to do this.
- Respondents who have been hunting for more than 30 years are more likely than others to say they devote at least one day in an average season to hunting diving ducks while those who primarily hunt geese and women are less likely to do this.
- Respondents who hunt ducks and geese equally are more likely than others to say they devote at least one day in an average season to hunting snow geese while those who primarily hunt ducks are less likely to do this.

Figure 10b: In average hunting season devote at least one day to type of waterfowl - By Selected Demographics

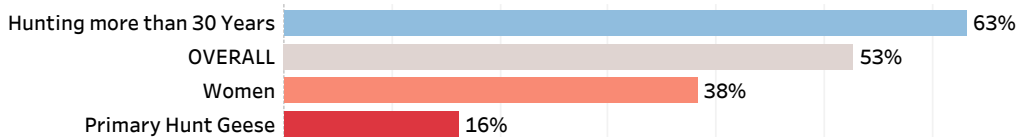
Canada Geese



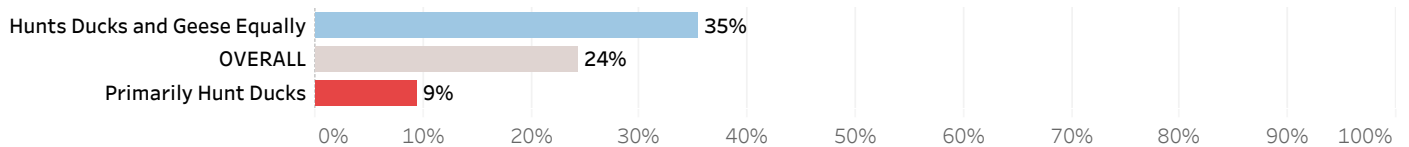
Dabbling Ducks



Diving Ducks

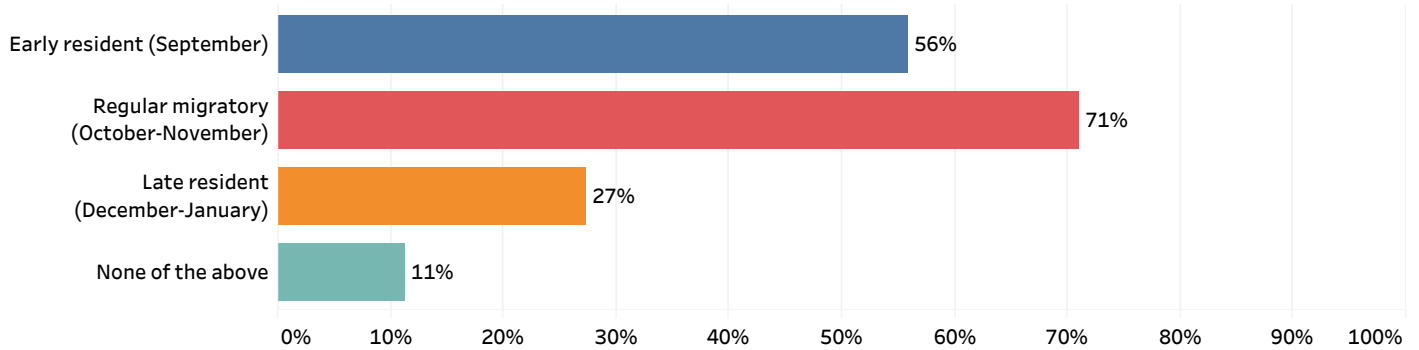


Snow Geese



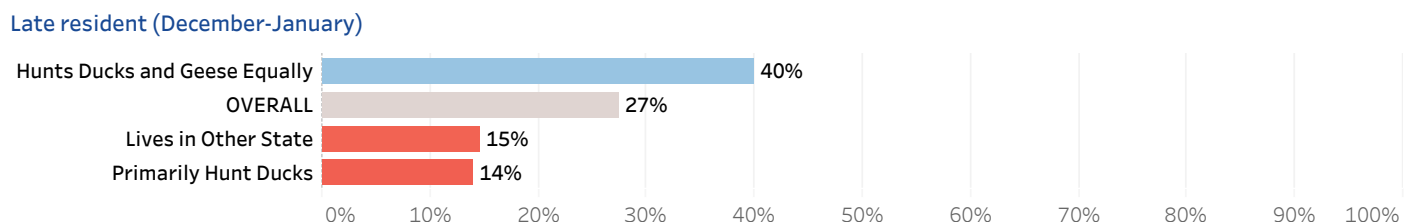
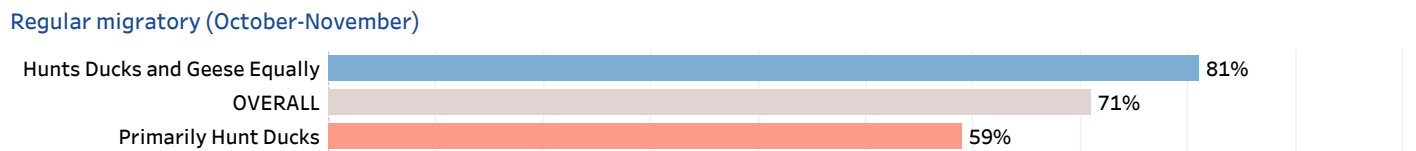
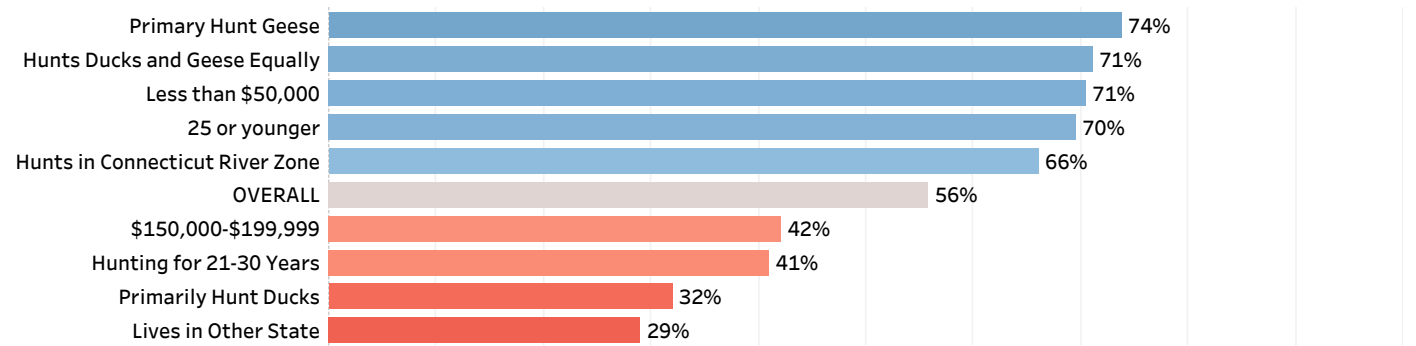
Just over half of respondents (56%) say that they typically hunt in the early resident Canada goose season in September, 71% typically hunt in the regular migratory season in October and November, and 27% typically hunt in the late resident season in December and January. Eleven percent do not hunt in any of the above Canada goose seasons.

Figure 11a: In which of the following Canada goose seasons do you typically hunt in? (Select all that apply)



- Respondents who primarily hunt geese or hunt ducks or geese equally, those with a household income less than \$50,000, those aged 25 or younger, and those who hunt in the Connecticut River Zone are more likely than others to say they typically hunt in the early resident Canada goose season. Respondents who live in a state other than New York or Vermont, those who primarily hunt ducks, those who have been hunting for 21 to 30 years, and those with a household income between \$150,000 and \$199,999 are less likely to hunt in this season.
- Respondents who hunt ducks and geese equally are more likely than others to say they typically hunt in the regular migratory season while those who primarily hunt ducks are less likely to say this.
- Respondents who hunt ducks and geese equally are more likely than others to say they typically hunt in the late resident season while those who primarily hunt ducks and those who live in a state other than New York or Vermont are less likely to say this.

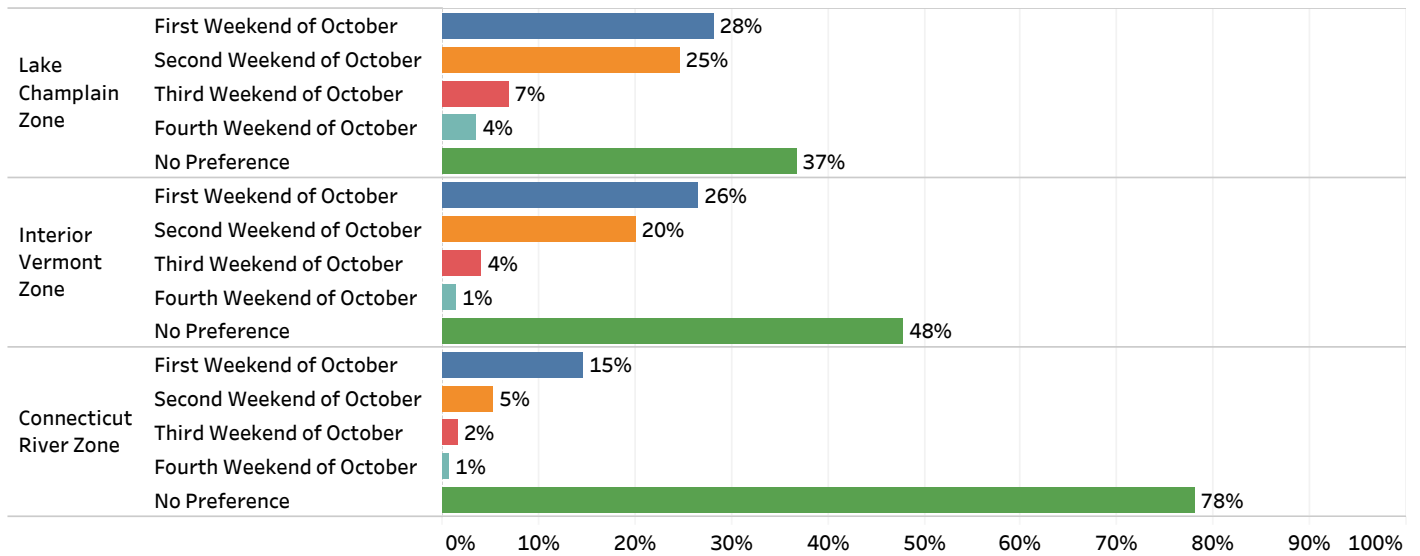
Figure 11b: Which of the Canada goose seasons do you typically hunt in - By Selected Demographics



Season Structure and Preference

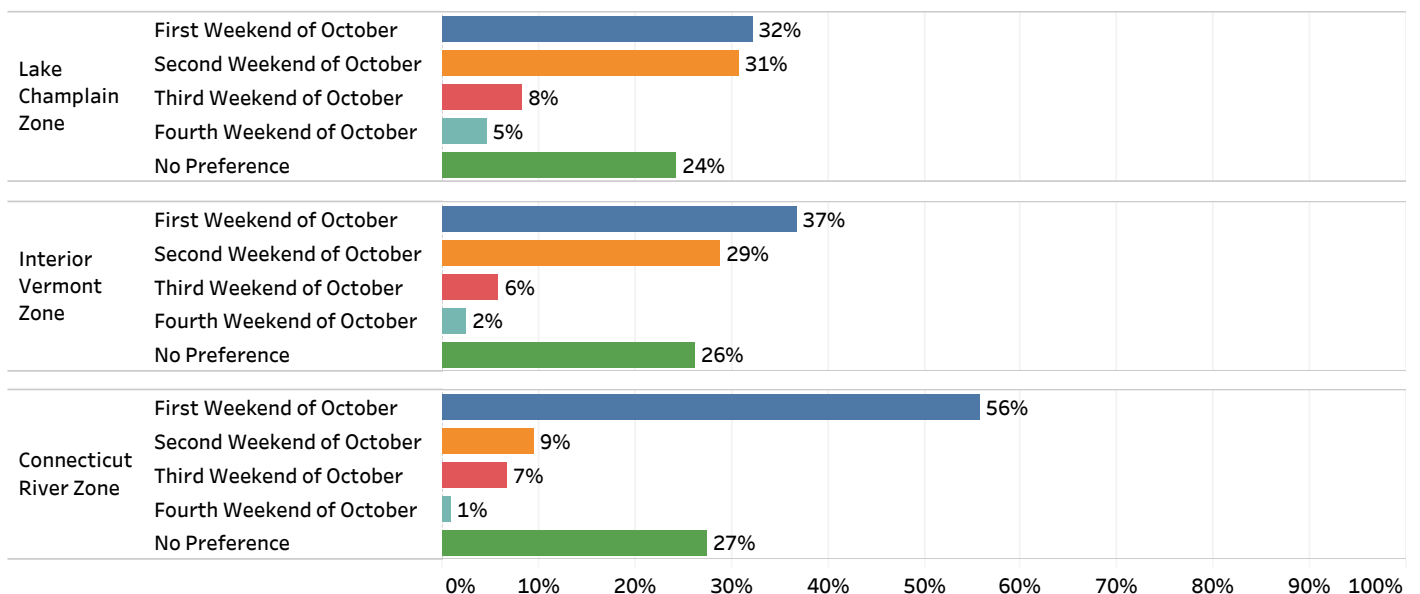
Twenty-eight percent of respondents say they would prefer the opening day of duck hunting season to be in the first weekend of October for the Lake Champlain Zone, a similar amount (25%) would prefer the second weekend of October, very few would prefer the third (7%) or fourth (4%) weekend of October, and 37% have no preference. One-quarter of respondents (26%) say they would prefer the opening day of duck hunting season to be in the first weekend of October for the Interior Vermont Zone, one in five (20%) would prefer the second weekend of October, very few would prefer the third (4%) or fourth (1%) weekend of October, and nearly half (48%) have no preference. Fifteen percent of respondents say they would prefer the opening day of duck hunting season in the Connecticut River Zone to be the first weekend of October, very few would prefer the second (5%), third (2%), or fourth (1%) weekend of October, and the large majority (78%) have no preference.

Figure 12a: When do you prefer the opening day of duck hunting season in the following zones?



Among respondents who hunt in the Lake Champlain Zone (N=596), 32% prefer the opening day to be on the first weekend, 31% prefer the second weekend, and 24% have no preference. Among respondents who hunt in the Interior Vermont Zone (N=413), 37% prefer the opening day to be on the first weekend, 29% prefer the second weekend, and 26% have no preference. Among respondents who hunt in the Connecticut River Zone (N=106), the majority (56%) prefer the opening day to be on the first weekend while 27% have no preference.

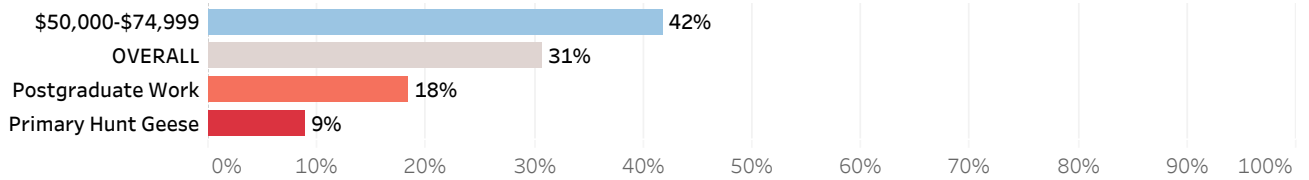
Figure 12b: Prefer opening day of duck hunting season - By Zone Hunted In



Among respondents who hunt in the Lake Champlain Zone, those with a household income between \$50,000 and \$74,999 are more likely to prefer the opening day of duck hunting season in the Lake Champlain Zone to be the second weekend of October. Respondents who primarily hunt geese and those who completed postgraduate work are less likely to prefer this.

Figure 12c: Prefer opening day of duck hunting season in Lake Champlain Zone among Lake Champlain Zone Hunters - By Selected Demographics

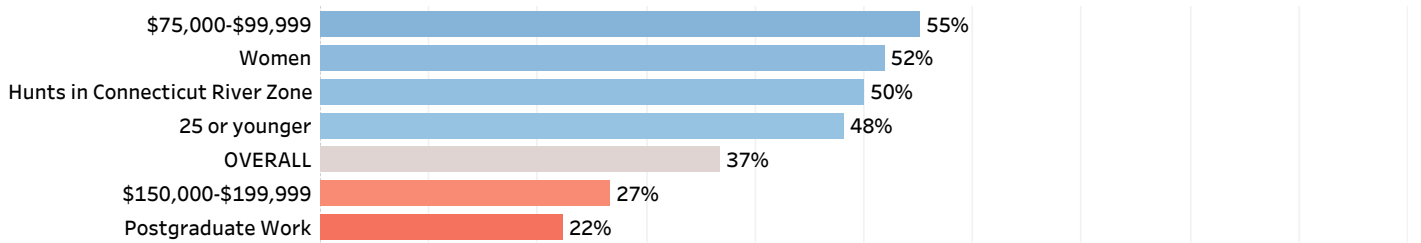
Second Weekend of October



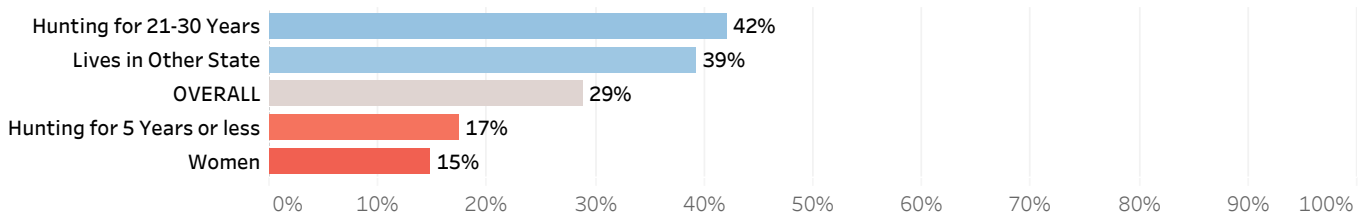
- Among respondents who hunt in the Interior Vermont Zone, those with a household income between \$75,000 and \$99,999, women, those who also hunt in the Connecticut River Zone, and those aged 25 or younger are more likely than others to prefer the opening day of duck hunting season in the Interior Vermont Zone to be the first weekend of October. Respondents who have completed postgraduate work and those with a household income between \$150,000 and \$199,999 are less likely to prefer this.
- Among respondents who hunt in the Interior Vermont Zone, those who have hunted for 21 to 30 years and those who live in a state other than New York or Vermont are more likely than others to prefer the opening day of duck hunting season in the Interior Vermont Zone to be the second weekend of October. Women and those who have been hunting for 5 years or less are less likely to prefer this.

Figure 12d: Prefer opening day of duck hunting season in Interior Vermont Zone among Interior Vermont Zone Hunters - By Selected Demographics

First Weekend of October



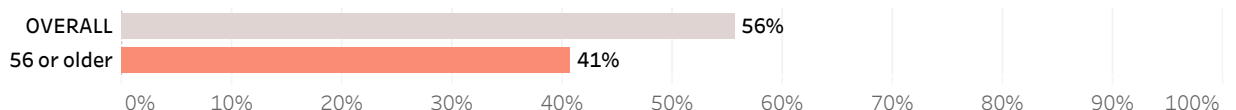
Second Weekend of October



Among respondents who hunt in the Connecticut River Zone, those who are 56 or older are less likely than others to prefer the opening day of duck hunting season in the Connecticut River Zone to be the first weekend of October.

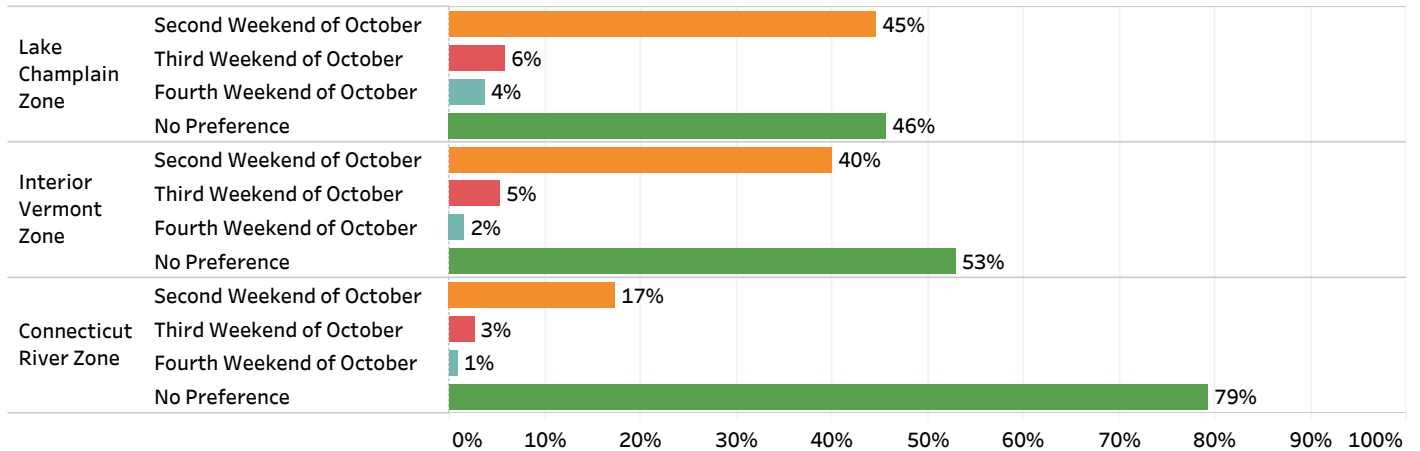
Figure 12e: Prefer opening day of duck hunting season in Connecticut River Zone among Connecticut River Zone Hunters - By Selected Demographics

First Weekend of October



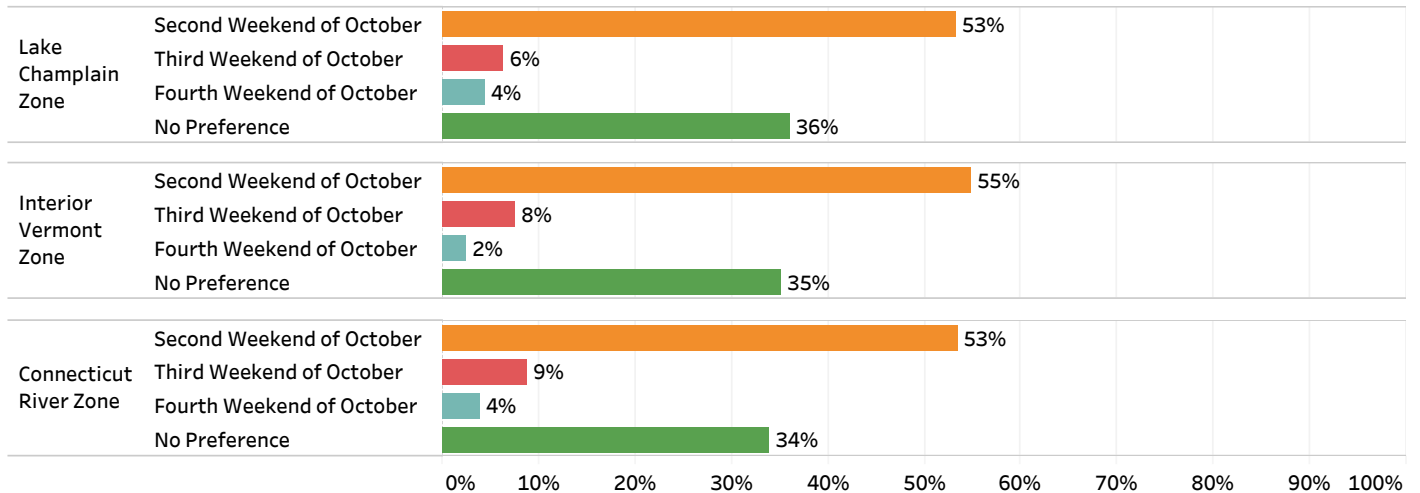
Forty-five percent of respondents say they would prefer the opening day of Canada goose hunting season in the Lake Champlain Zone to be on the second weekend of October, very few would prefer the third (6%) or fourth (4%) weekend of October, and 46% have no preference. Two in five respondents (40%) say they would prefer the opening day of Canada goose hunting season in the Interior Vermont Zone to be on the second weekend of October, very few would prefer the third (5%) or fourth (2%) weekend of October, and more than half (53%) have no preference. Seventeen percent of respondents say they would prefer the opening day of Canada goose season in the Connecticut River Zone to be on the second weekend of October, very few prefer the third (3%) or fourth (1%) weekend of October, and the large majority (79%) have no preference.

Figure 13a: When do you prefer the opening day of Canada goose hunting (regular migratory October-November) season in the following zones?



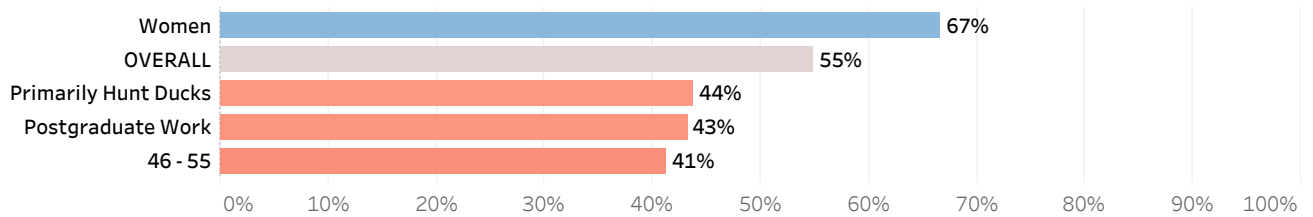
Among respondents who hunt in the Lake Champlain Zone (N=587), 53% prefer the opening day to be on the second weekend and 36% have no preference. Among respondents who hunt in the Interior Vermont Zone (N=412), 55% prefer the opening day to be on the second weekend and 35% have no preference. Among respondents who hunt in the Connecticut River Zone (N=103), the majority (53%) prefer the opening day to be on the second weekend while 34% have no preference.

Figure 13b: Prefer opening day of Canada goose hunting season - By Zone Hunted In



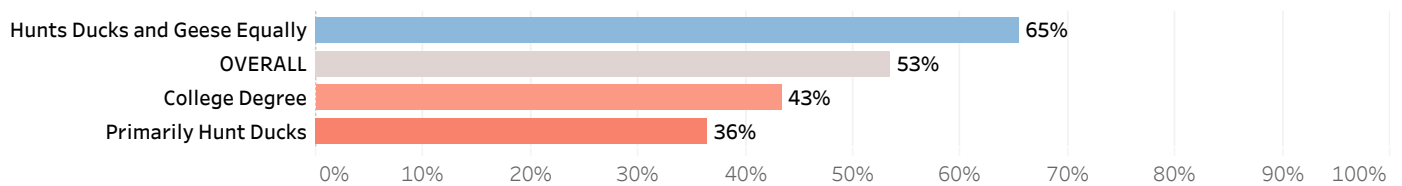
Among respondents who hunt in the Interior Vermont Zone, women are more likely than others to prefer the opening day of Canada goose hunting season in the Interior Vermont Zone to be on the second weekend of October. Those between the ages of 46 and 55, those who have completed postgraduate work, and those who primarily hunt ducks are less likely to prefer this.

Figure 13c: Prefer opening day of Canada goose hunting season in Interior Vermont Zone among Interior Vermont Zone Hunters - By Selected Demographics
Second Weekend of October



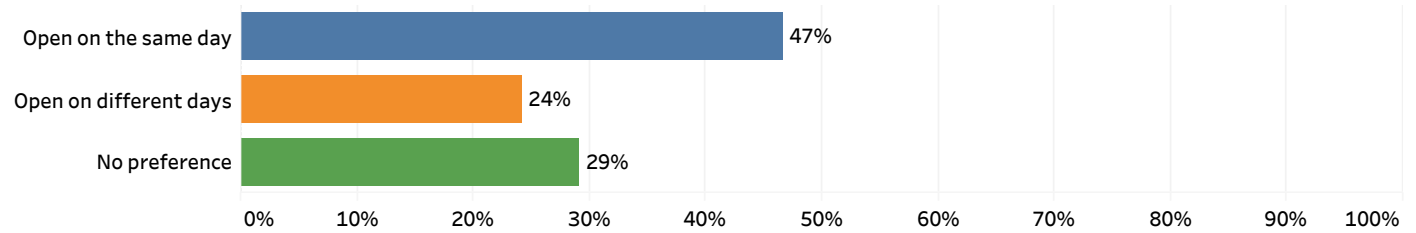
Among respondents who hunt in the Connecticut River Zone, those who hunt ducks and geese an equal amount are more likely than others to prefer the opening day of duck hunting season in the Connecticut River Zone to be the second weekend of October. Respondents who primarily hunt ducks and those with a college degree are less likely to prefer this.

Figure 13d: Prefer opening day of Canada goose hunting season in Connecticut River Zone among Connecticut River Zone Hunters - By Selected Demographics
Second Weekend of October



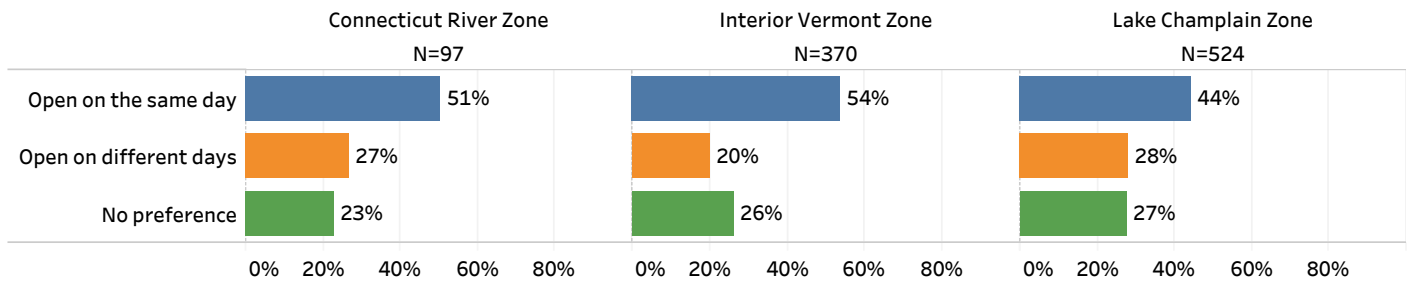
Nearly half of respondents (47%) would prefer the opening of duck hunting season in different zones to be on the same day, 24% would prefer they open on different days, and 29% have no preference.

Figure 14a: Would you prefer the opening of duck hunting season in different zones to be on the same day or on different days?



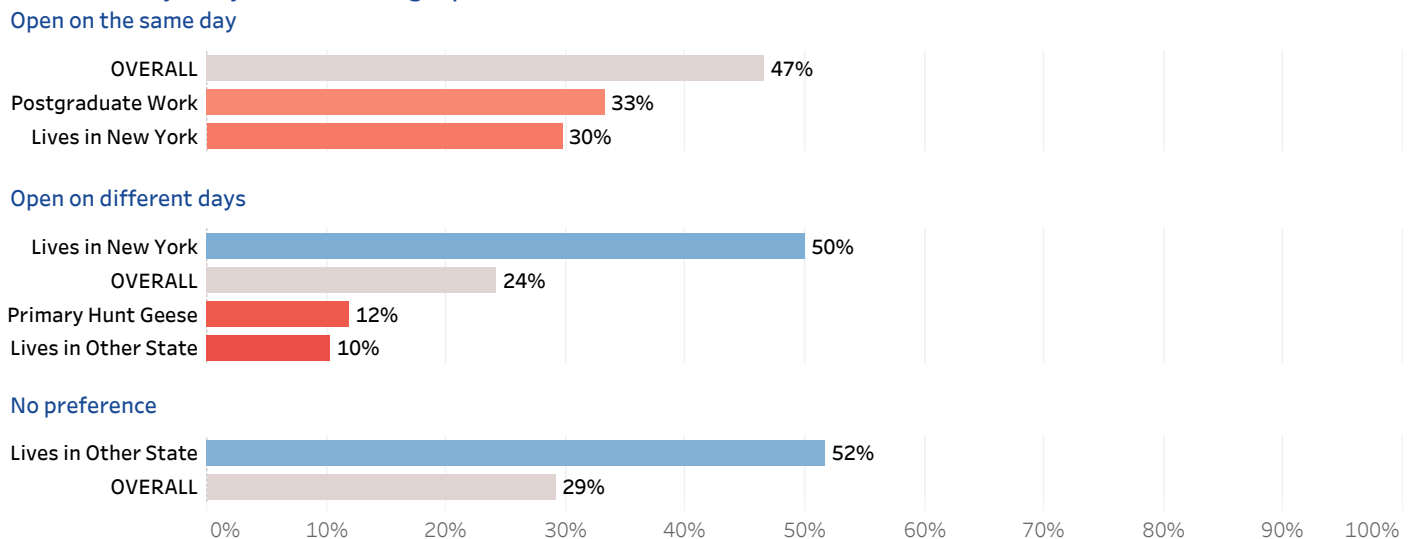
Respondents who hunt in the Lake Champlain Zone are slightly less likely than those hunting in other zones to prefer the opening of duck hunting season in different zones to be on the same day.

Figure 14b: Prefer the opening of duck hunting season in different zones to be on the same day or on different days - By Zone Hunted In



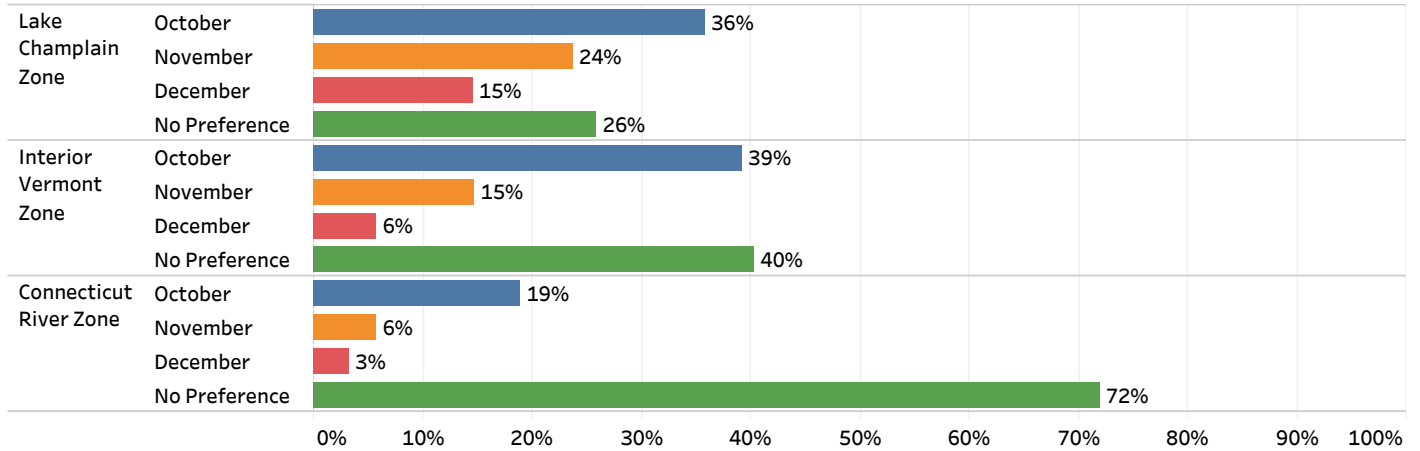
- Respondents who live in New York and those who have completed postgraduate work are less likely than others to prefer the opening of duck hunting season in different zones to be on the same day.
- Respondents who live in New York are more likely than others to prefer the opening of duck hunting season in different zones to be on different days while those who live in a state other than New York or Vermont and those who primarily hunt geese are less likely than others to prefer this.
- Respondents who live in a state other than New York or Vermont are more likely to not have a preference of when the opening of duck hunting season in different zones should be.

Figure 14c: Prefer the opening of duck hunting season in different zones to be on the same day or on different days - By Select Demographics



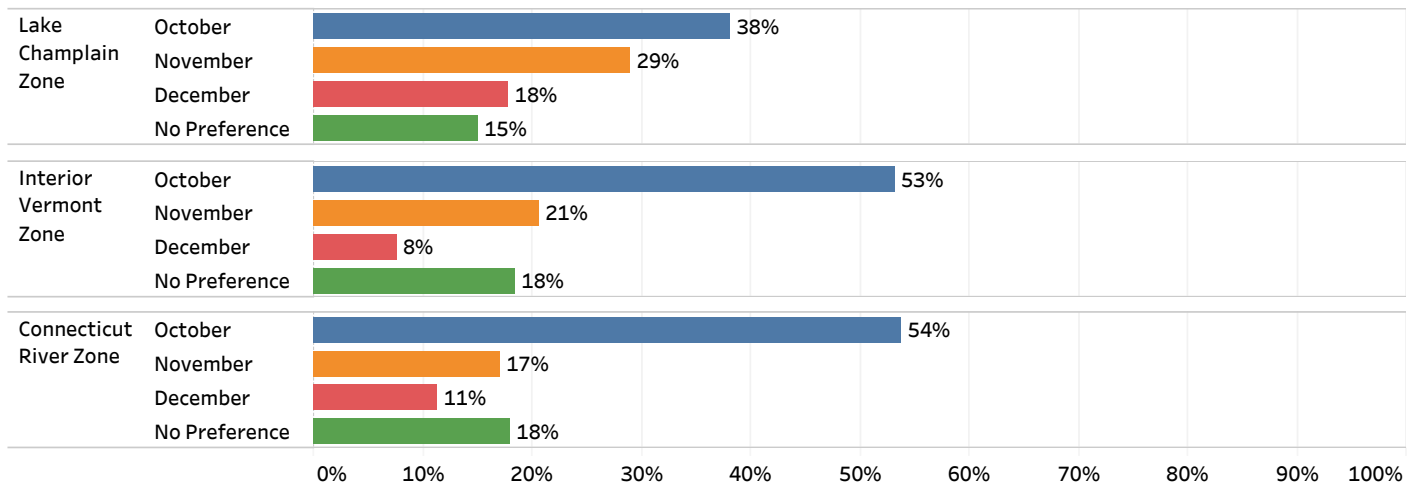
Thirty-six percent of respondents say they would prefer to have the most duck hunting days open in October in the Lake Champlain Zone, 24% would prefer the most hunting days in November, 15% would prefer December, and 26% have no preference. Thirty-nine percent of respondents say they would prefer to have the most duck hunting days open in October in the Interior Vermont Zone, 15% would prefer the most hunting days in November, 6% would prefer December, and 40% have no preference. Nineteen percent of respondents say they would prefer to have the most duck hunting days open in October in the Connecticut River Zone, 6% would prefer the most hunting days in November, 3% would prefer December, and the majority (72%) have no preference.

Figure 15a: Which month would you prefer to have the most duck hunting days open in the following zones?



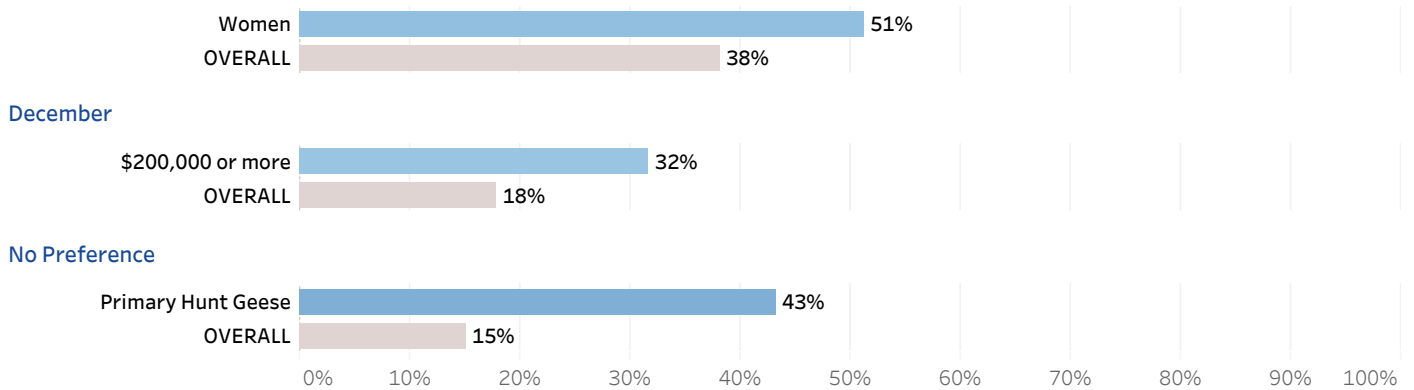
Among respondents who hunt in the Lake Champlain Zone (N=590), 38% prefer the most hunting days to be in October, 29% prefer the most days in November, 18% prefer December, and 15% have no preference. Among respondents who hunt in the Interior Vermont Zone (N=417), just over half (53%) prefer the most hunting days to be in October, 21% prefer the most days in November, 8% prefer December, and 18% have no preference. Among respondents who hunt in the Connecticut River Zone (N=106), just over half (54%) prefer the most hunting days to be in October, 17% prefer the most days in November, 11% prefer December, and 18% have no preference.

Figure 15b: Preferred month to have the most duck hunting days open - By Zone Hunted In



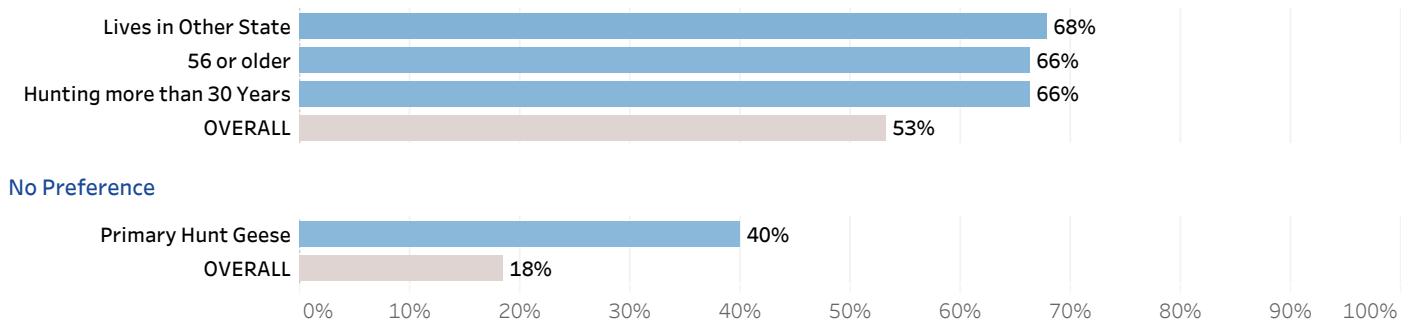
- Among respondents who hunt in the Lake Champlain Zone, women are more likely than others to prefer having the most duck hunting days open in October.
- Among respondents who hunt in the Lake Champlain Zone, those with a household income of \$200,000 or more are more likely than others to prefer having the most duck hunting days open in December.
- Among respondents who hunt in the Lake Champlain Zone, those who primarily hunt geese are more likely than others to have no preference which month has the most duck hunting days.

Figure 15c: Preferred month to have the most duck hunting days open in Lake Champlain Zone among Lake Champlain Zone Hunters - By Selected Demographics
October



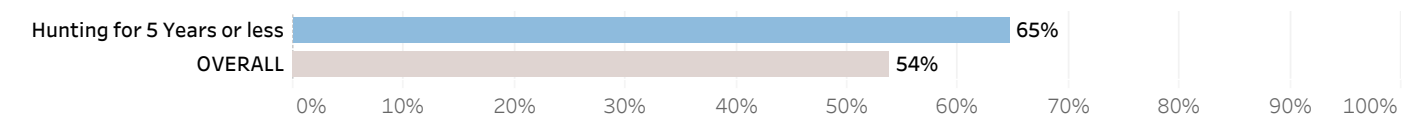
- Among respondents who hunt in the Interior Vermont Zone, those living in a state other than Vermont or New York, those aged 56 or older, and those who have been hunting for more than 30 years are more likely than others to prefer having the most duck hunting days open in October.
- Among respondents who hunt in the Interior Vermont Zone, those who primarily hunt geese are more likely than others to have no preference which month has the most duck hunting days.

Figure 15d: Preferred month to have the most duck hunting days open in Interior Vermont Zone among Interior Vermont Zone Hunters - By Selected Demographics
October



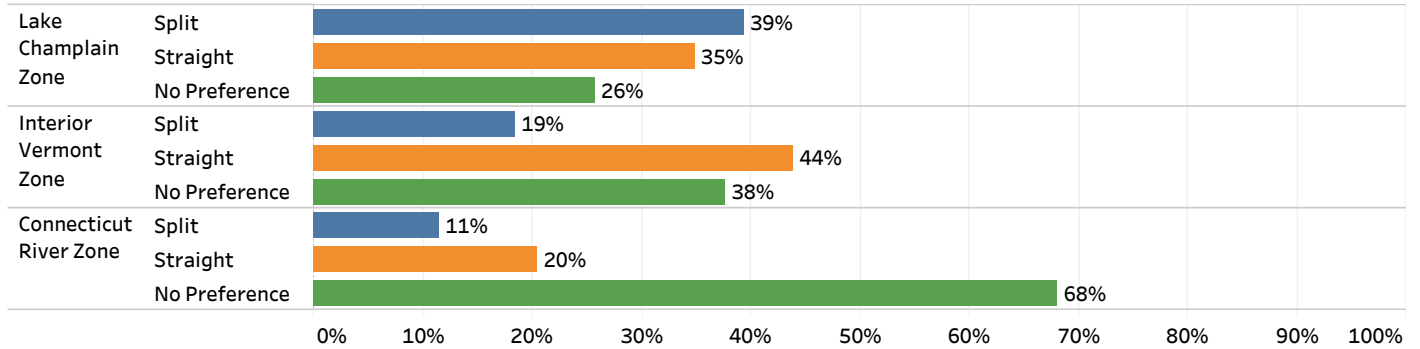
Among respondents who hunt in the Connecticut River Zone, those who have been hunting for 5 years or less are more likely than others to prefer having the most duck hunting days open in October.

Figure 15e: Preferred month to have the most duck hunting days open in Connecticut River Zone among Connecticut River Zone Hunters - By Selected Demographics
October



Thirty-nine percent of respondents say they would prefer a split duck season in the Lake Champlain Zone, 35% prefer a straight duck season, and 26% have no preference. Conversely, 44% of respondents say they would prefer a straight duck season in the Interior Vermont Zone, 19% prefer a split duck season, and 38% have no preference. Twenty percent of respondents say they would prefer a straight duck season in the Connecticut River Zone, 11% prefer a split duck season, and 68% have no preference.

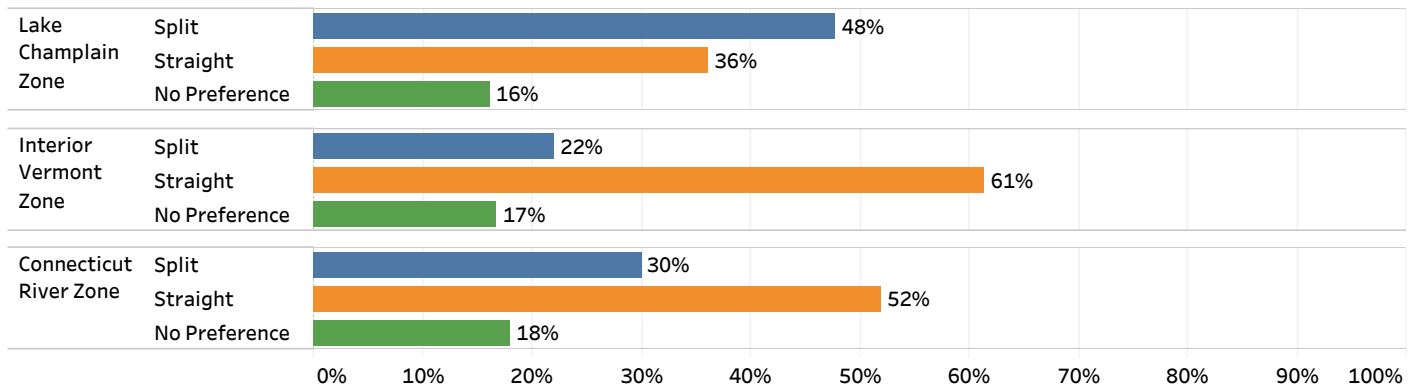
Figure 16a: Do you prefer a straight or split duck season in the following zones?



Among respondents who hunt in the Lake Champlain Zone (N=568), nearly half (48%) prefer a split duck season, 36% prefer a straight duck season, and 16% have no preference. Among respondents who hunt in the Interior Vermont Zone (N=401), the majority (61%) prefer a straight duck season, 22% prefer a split duck season, and 17% have no preference. Among respondents who hunt in the Connecticut River Zone (N=100), half (52%) prefer a straight duck season, 30% prefer a split duck season, and 18% have no preference.


These results are similar to 2015, in which respondents who hunt in the Lake Champlain Zone preferred a split duck season and those who hunt in the Interior Vermont Zone preferred a straight duck season.

Figure 16b: Prefer a straight or split duck season - By Zone Hunted In

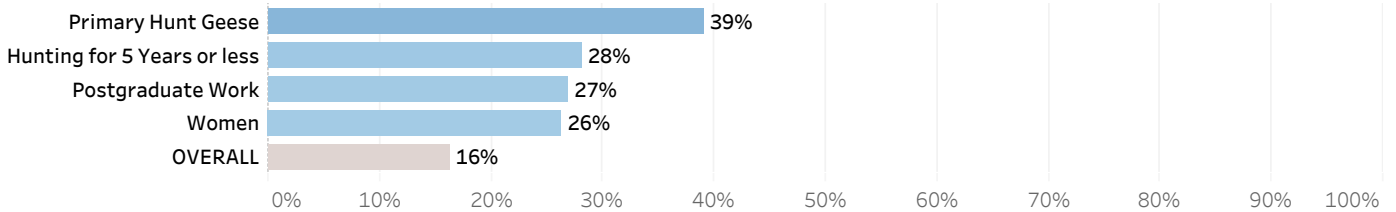


- Among respondents who hunt in the Lake Champlain Zone, respondents who live in a state other than New York or Vermont, those with a household income less than \$50,000 or between \$150,000 and \$199,999, and those who have been hunting for more than 30 years are more likely than others to prefer having a split duck season.
- Among respondents who hunt in the Lake Champlain Zone, those who primarily hunt geese, those who have been hunting for 5 years or less, those who have completed postgraduate work, and women are more likely than others to have no preference about a split or straight duck season.

Figure 16c: Prefer a straight or split duck season in Lake Champlain Zone among Lake Champlain Zone Hunters - By Selected Demographics
Split




No Preference




- Among respondents who hunt in the Interior Vermont Zone, those with a household income of \$200,000 or more are more likely than others to prefer having a split duck season.
- Among respondents who hunt in the Interior Vermont Zone, those who have been hunting between 21 and 30 years and those with a household income between \$100,000 and \$149,999 are more likely than others to prefer having a straight duck season.
- Among respondents who hunt in the Interior Vermont Zone, those who primarily hunt geese, women, and those who have been hunting for 5 years or less are more likely than others to have no preference about a split or straight duck season.

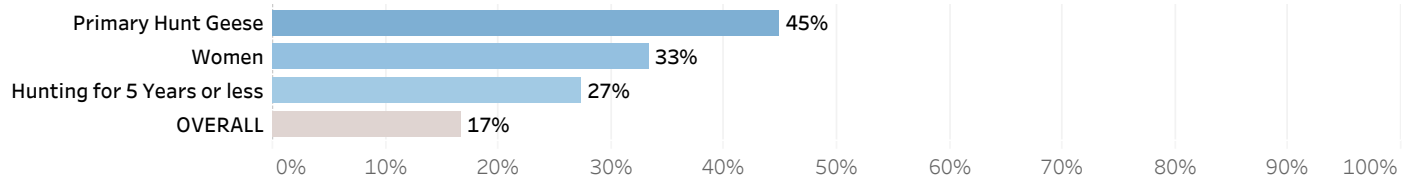
Figure 16d: Prefer a straight or split duck season in Interior Vermont Zone among Interior Vermont Zone Hunters - By Selected Demographics
Split



Straight

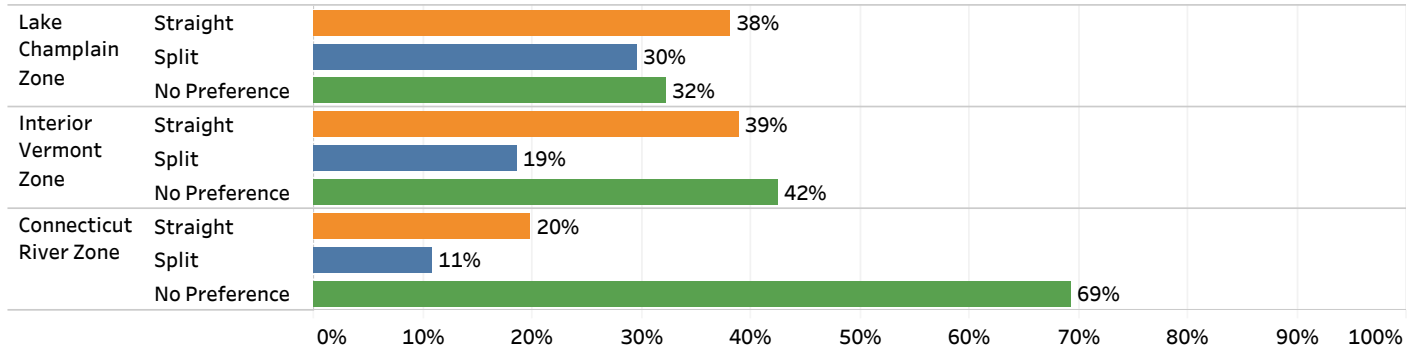


No Preference



Thirty-eight percent of respondents say they would prefer a split Canada goose season in the Lake Champlain Zone, 30% prefer a straight Canada goose season, and 32% have no preference. Thirty-nine percent of respondents say they would prefer a straight Canada goose season in the Interior Vermont Zone, 19% prefer a split duck season, and 42% have no preference. Twenty percent of respondents say they would prefer a straight Canada goose season in the Connecticut River Zone, 11% prefer a split Canada goose season, and 69% have no preference.

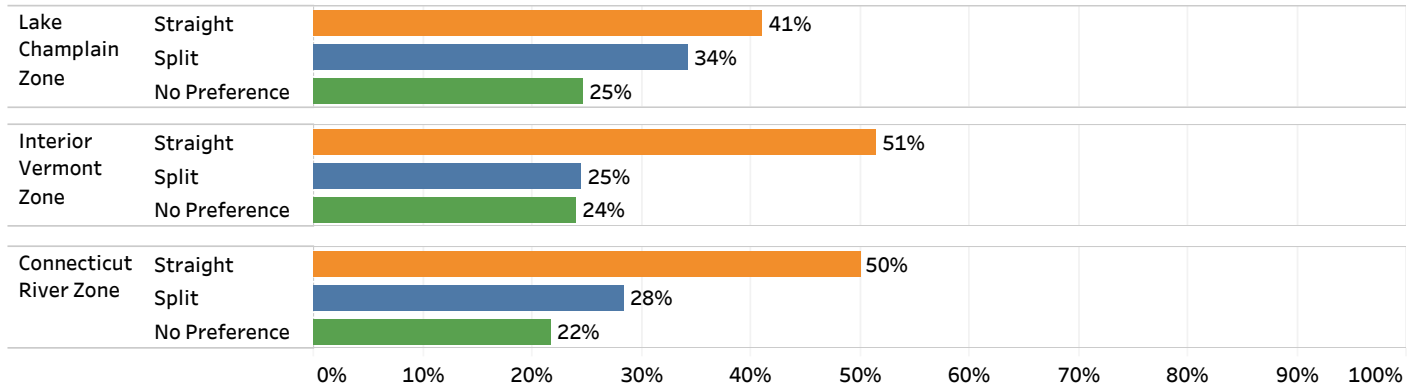
Figure 17a: Prefer a straight or split Canada goose season in the following zones?



Among respondents who hunt in the Lake Champlain Zone (N=589), the plurality (41%) prefer a straight Canada goose season, 34% prefer a split Canada goose season, and 25% have no preference. Among respondents who hunt in the Interior Vermont Zone (N=416), half (51%) prefer a straight Canada goose season, 25% prefer a split Canada goose season, and 24% have no preference. Among respondents who hunt in the Connecticut River Zone (N=106), half (50%) prefer a straight Canada goose season, 28% prefer a split Canada goose season, and 22% have no preference.

These results are similar to 2015, where a straight Canada goose season was preferred in each of the zones.

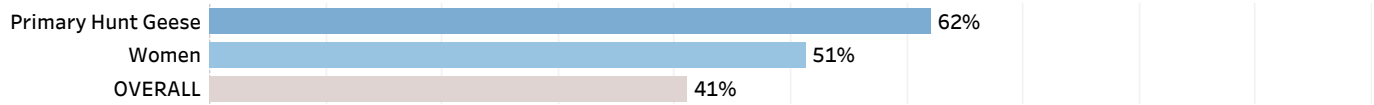
Figure 17b: Prefer a straight or split Canada goose season - By Zone Hunted In



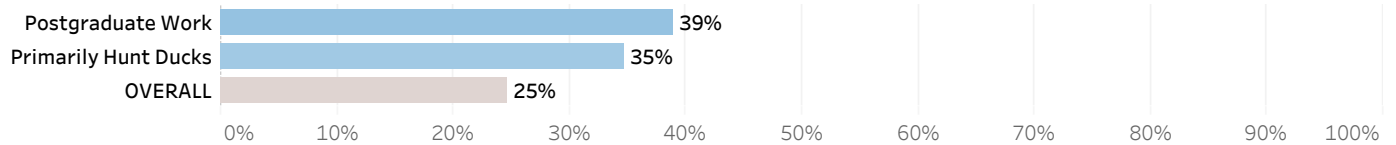
- Among respondents who hunt in the Lake Champlain Zone, respondents who primarily hunt geese and women are more likely than others to prefer having a straight Canada goose season.
- Among respondents who hunt in the Lake Champlain Zone, those who have completed postgraduate work and those who primarily hunt ducks are more likely than others to have no preference about a split or straight Canada goose season.

Figure 17c: Prefer a straight or split Canada goose season in Lake Champlain Zone among Lake Champlain Zone Hunters - By Selected Demographics

Straight



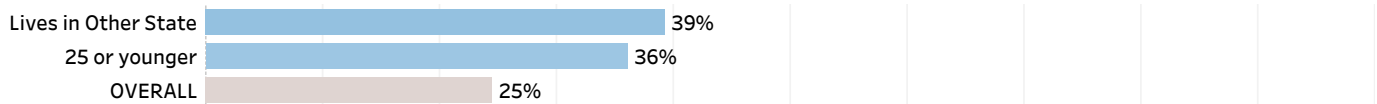
No Preference



- Among respondents who hunt in the Interior Vermont Zone, those who live in a state other than New York or Vermont and those aged 25 or younger are more likely than others to prefer having a split Canada goose season.
- Among respondents who hunt in the Interior Vermont Zone, those aged 56 or older are more likely than others to prefer having a straight Canada goose season.
- Among respondents who hunt in the Interior Vermont Zone, those who primarily hunt ducks are more likely than others to have no preference about a split or straight Canada goose season.

Figure 17d: Prefer a straight or split Canada goose season in Interior Vermont Zone among Interior Vermont Zone Hunters - By Selected Demographics

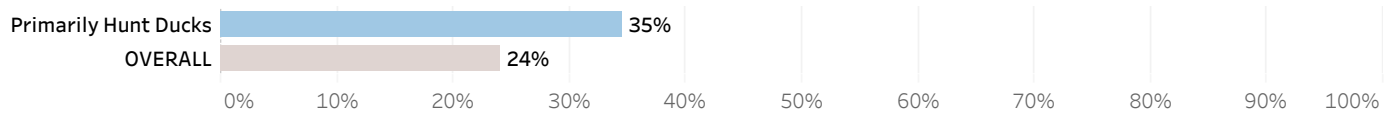
Split



Straight

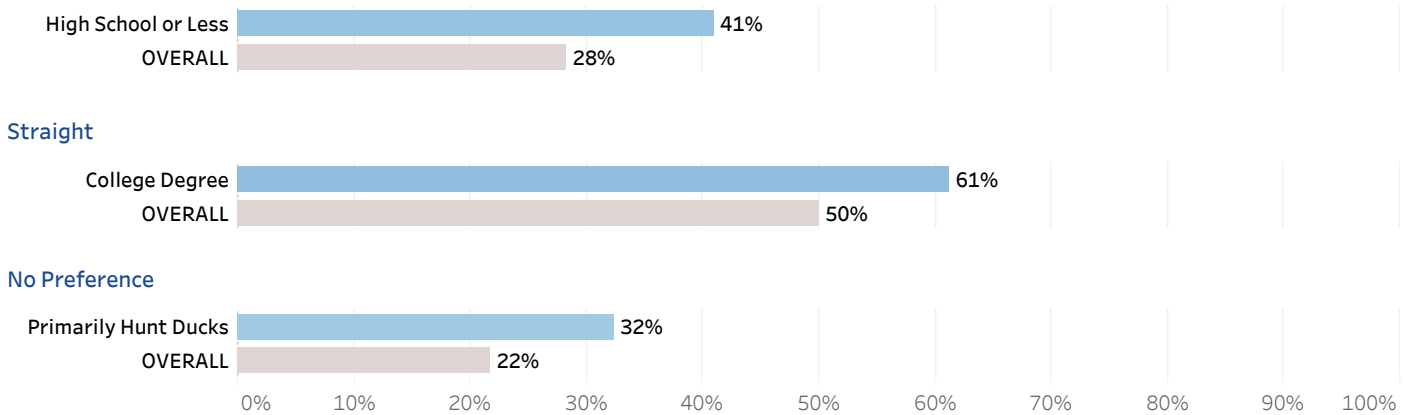


No Preference



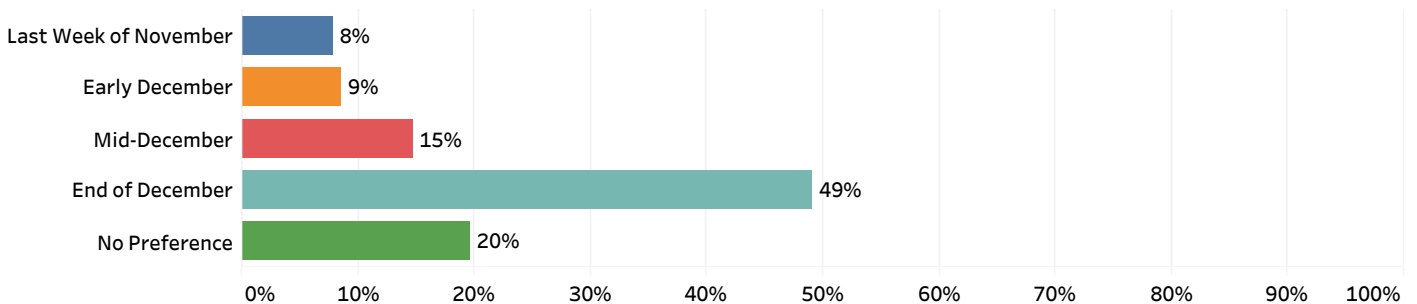
- Among respondents who hunt in the Connecticut River Zone, those with a high school degree or less are more likely than others to prefer having a split Canada goose season.
- Among respondents who hunt in the Connecticut River Zone, those with a college degree are more likely than others to prefer having a straight Canada goose season.
- Among respondents who hunt in the Connecticut River Zone, those who primarily hunt ducks are more likely than others to have no preference about a split or straight Canada goose season.

Figure 17e: Prefer a straight or split Canada goose season in Interior Connecticut River Zone among Connecticut River Zone Hunters - By Selected Demographics
Split



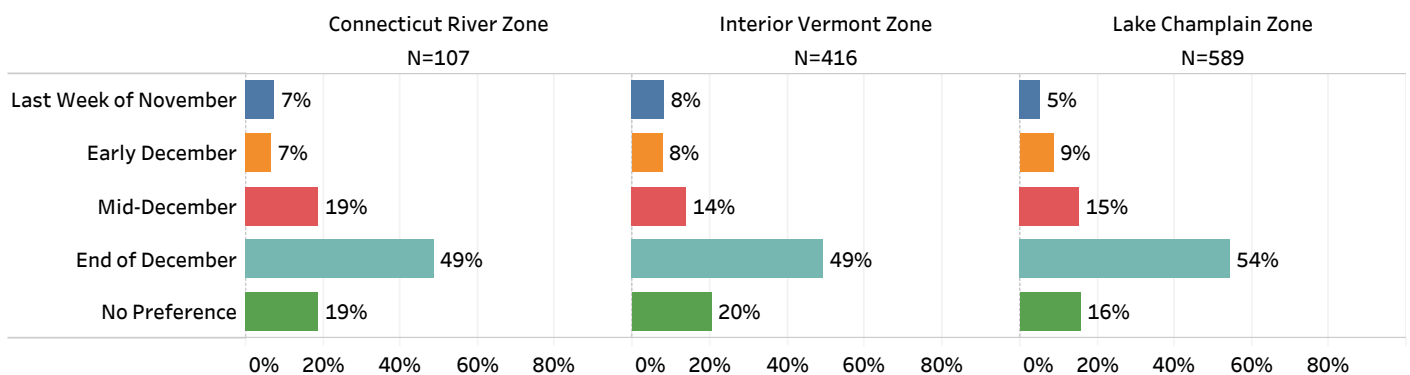
When asked what their preference would be for an end date of the season, if the duck season were split, nearly half (49%) say they would prefer the end of December. Fifteen percent prefer Mid-December, 9% prefer early December, and 8% prefer the last week of November. One in five (20%) say they have no preference.

Figure 18a: If the duck season is split, what is your preference for the end date of the season?



Respondent opinions on the preference for the end date of the season do not vary based upon the zone they hunt in.

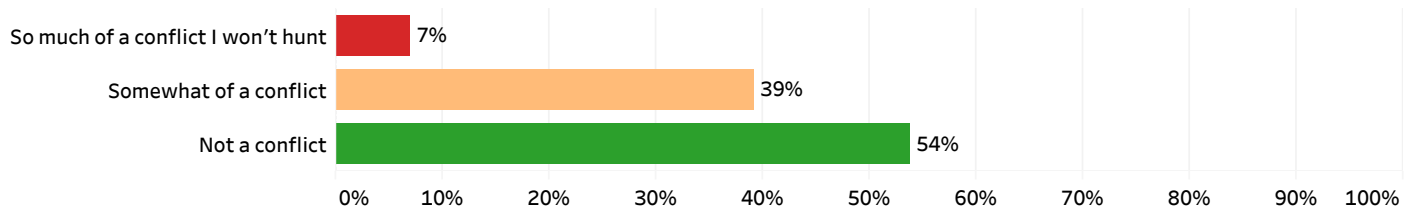
Figure 18b: If the duck season is split, preference for the end date of the season - By Zone Hunted In



Among respondents who hunt in the Lake Champlain Zone (N=582), just over half (54%) of respondents say that it is not a conflict when fishing tournaments are held during duck season on Lake Champlain. Two in five (39%) believe that fishing tournaments on Lake Champlain during duck season is somewhat of a conflict while 7% say it is so much of a conflict that they won't hunt.

Respondents are slightly more likely to say that this is not a conflict (54%) than in the 2015 survey (48%) and are slightly less likely to say that it is so much of a conflict that they won't hunt (7%) compared to 2015 (13%).

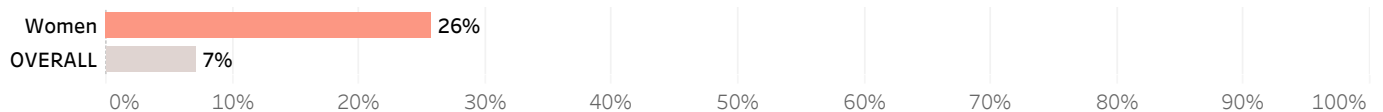
Figure 19a: How much of a conflict is it when fishing tournaments are held during duck season on Lake Champlain?



Among respondents who hunt in the Lake Champlain Zone, women are more likely than others to say fishing tournaments being held during duck season on Lake Champlain are so much that they won't hunt.

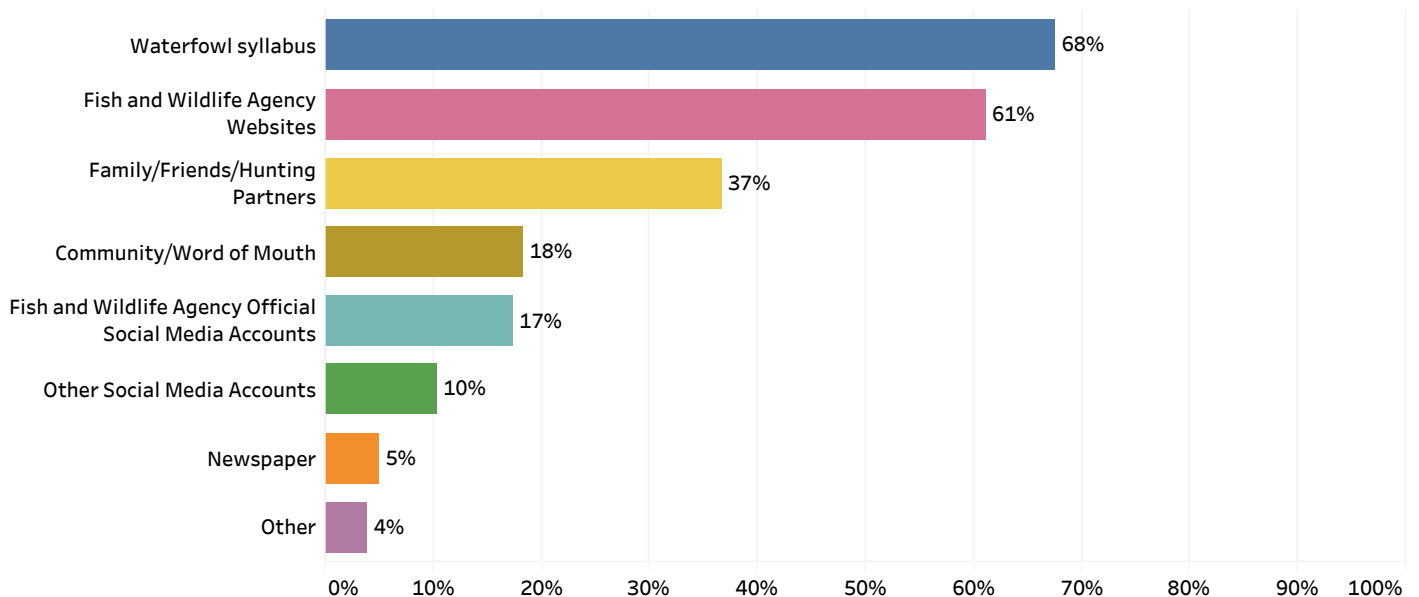
Figure 19b: How much of conflict when fishing tournaments are held during duck season on Lake Champlain - By Selected Demographics

So much of a conflict I won't hunt



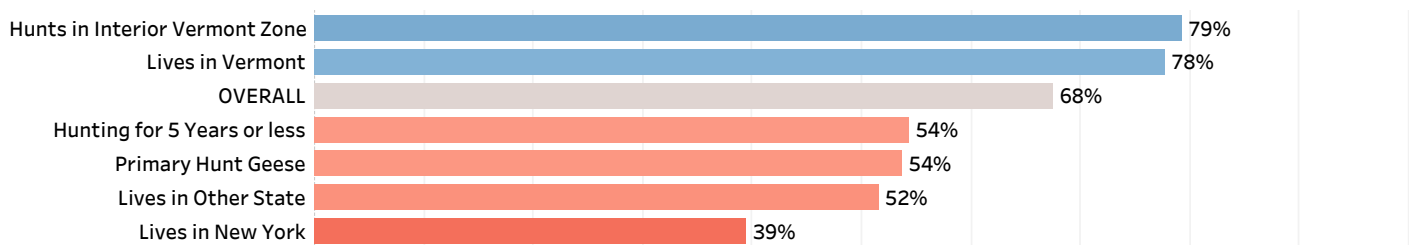
About two-thirds of respondents (68%) say that they learn about changes to waterfowl hunting regulations from the waterfowl syllabus while 61% learn about changes from Fish and Wildlife Agency Websites. Just over one-third of respondents learn about changes to waterfowl hunting regulations from family, friends, or hunting partners (37%) while fewer respondents find out about them from the community or word of mouth (18%), Fish and Wildlife Agency social media accounts (17%), other social media accounts (10%), or the newspaper (5%).

Figure 20a: Where do you learn about any changes to the waterfowl hunting regulations? (Select all that apply)




- Respondents who hunt in the Interior Vermont Zone and live in Vermont are more likely than others to learn about changes to waterfowl hunting regulations from the waterfowl syllabus. Respondents who do not live in Vermont, those who primarily hunt geese, and those who have been hunting for 5 years or less are less likely to learn about changes this way.
- Respondents who do not live in Vermont are more likely than others to learn about changes to waterfowl hunting regulations from Fish and Wildlife Agency websites.
- Women, those aged 25 or younger, and those with a household income of less than \$50,000 are more likely than others to learn about changes to waterfowl hunting regulations from Fish and Wildlife Agency official social media accounts while respondents aged 56 or older are less likely to learn about changes this way.
- Respondents aged 25 or younger are more likely than others to learn about changes to waterfowl hunting regulations from family, friends, or hunting partners while those who have been hunting between 21 and 30 years are less likely to learn about changes this way.
- Respondents aged 25 or younger are more likely than others to learn about changes to waterfowl hunting regulations from the community or word of mouth.

Figure 20b: Learn about changes to the waterfowl hunting regulations - By Selected Demographics
Waterfowl syllabus



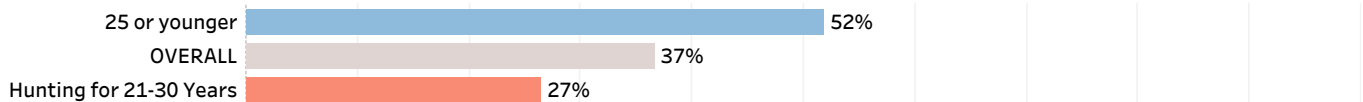
Fish and Wildlife Agency Websites



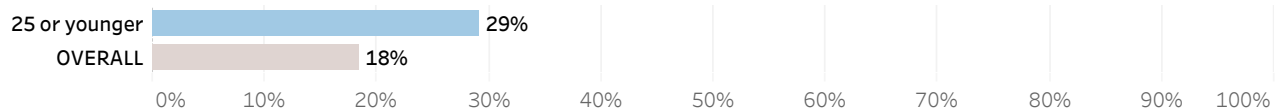
Fish and Wildlife Agency Official Social Media Accounts



Family/Friends/Hunting Partners



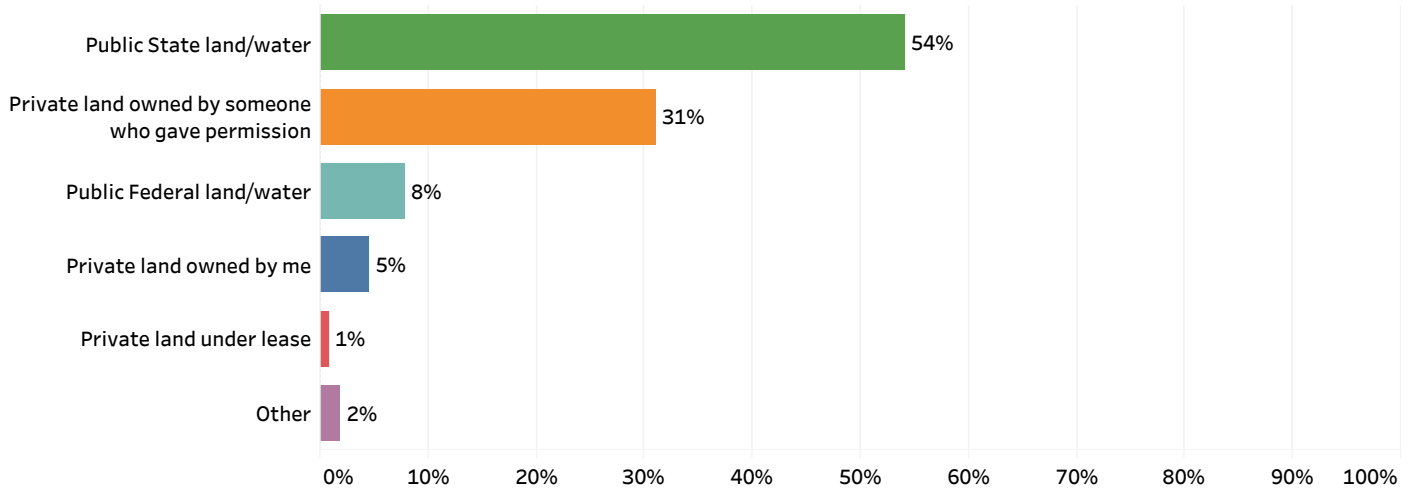
Community/Word of Mouth



Hunter Accessibility and Satisfaction

Just over half of respondents (54%) say they most often hunt for waterfowl on public state land or water while nearly one-third (31%) say they hunt for waterfowl most often on private land owned by someone who gave permission. Very few respondents most often hunt waterfowl on public federal land or water (8%), private land they own (5%), or private land under lease (1%).


Figure 21a: Which type of land do you hunt most often for waterfowl?



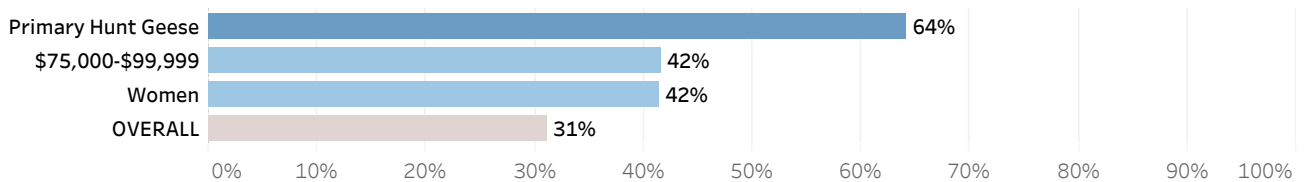
- Respondents who have a college degree, those who hunt in the Connecticut River Zone, and those who live in New York are more likely than others to say they most often hunt for waterfowl on public state land or water.
- Respondents who primarily hunt geese, those with a household income between \$75,000 and \$99,999, and women are more likely than others to say they most often hunt for waterfowl on private land owned by someone who gave permission.

Figure 21b: Type of land you hunt most often for waterfowl - By Selected Demographics

Public State land/water



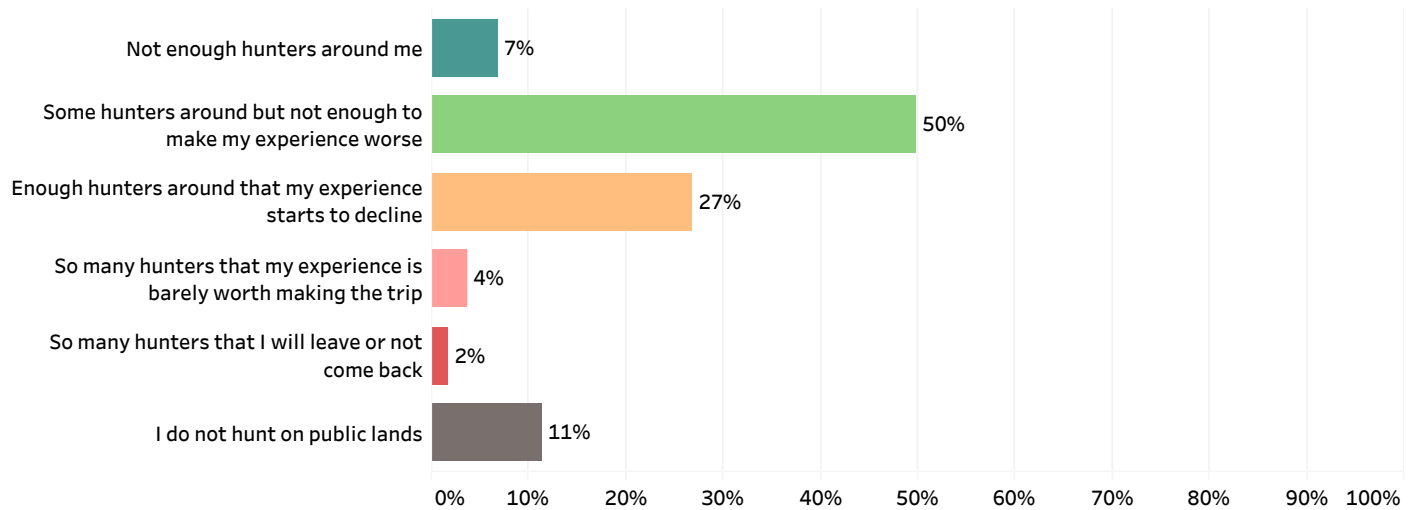
Private land owned by someone who gave permission



When asked how best to describe the amount of other people hunting waterfowl on the same lands, half of respondents (50%) say that some hunters are around but not enough to make their experience worse while just over one-quarter (27%) say there are enough hunters around that their experience starts to decline. Seven percent say there are not enough hunters around them, 4% say there are so many hunters that their experience is barely worth making the trip, 2% say there are so many hunters that they will leave or not come back, and 11% say they do not hunt on public lands.

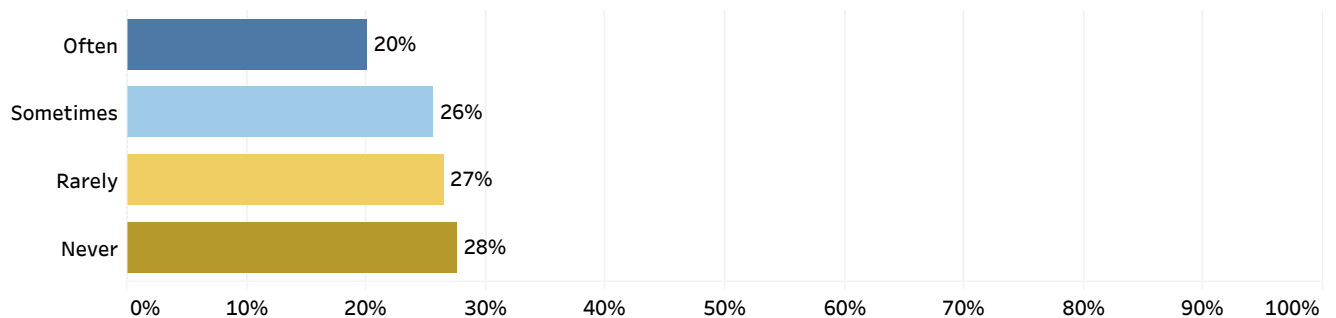
These numbers are largely similar to the 2015 survey.

Figure 22: When hunting waterfowl on public lands, how would you best describe, on average, the amount of other people hunting waterfowl on the same lands?



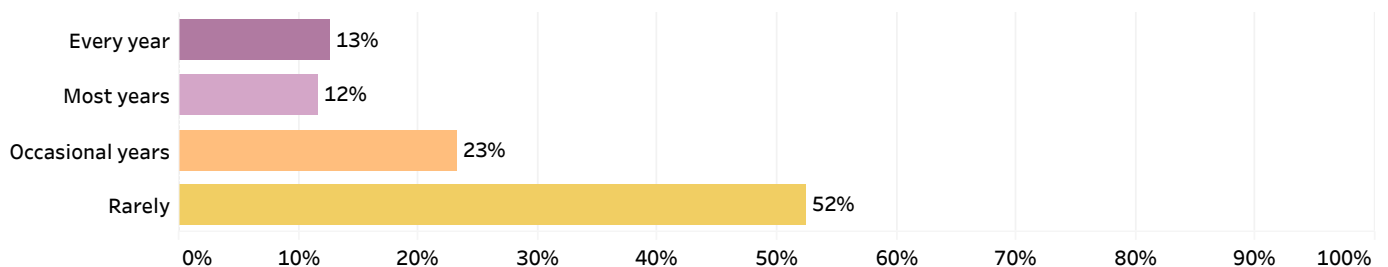
Among respondents who hunt on public lands (N=709), 20% hunt from stationary blinds on public waters or waterways often, 26% do so sometimes, 27% do so rarely, and 28% do so never.

Figure 23: How often do you hunt from stationary blinds on public waters or waterways?



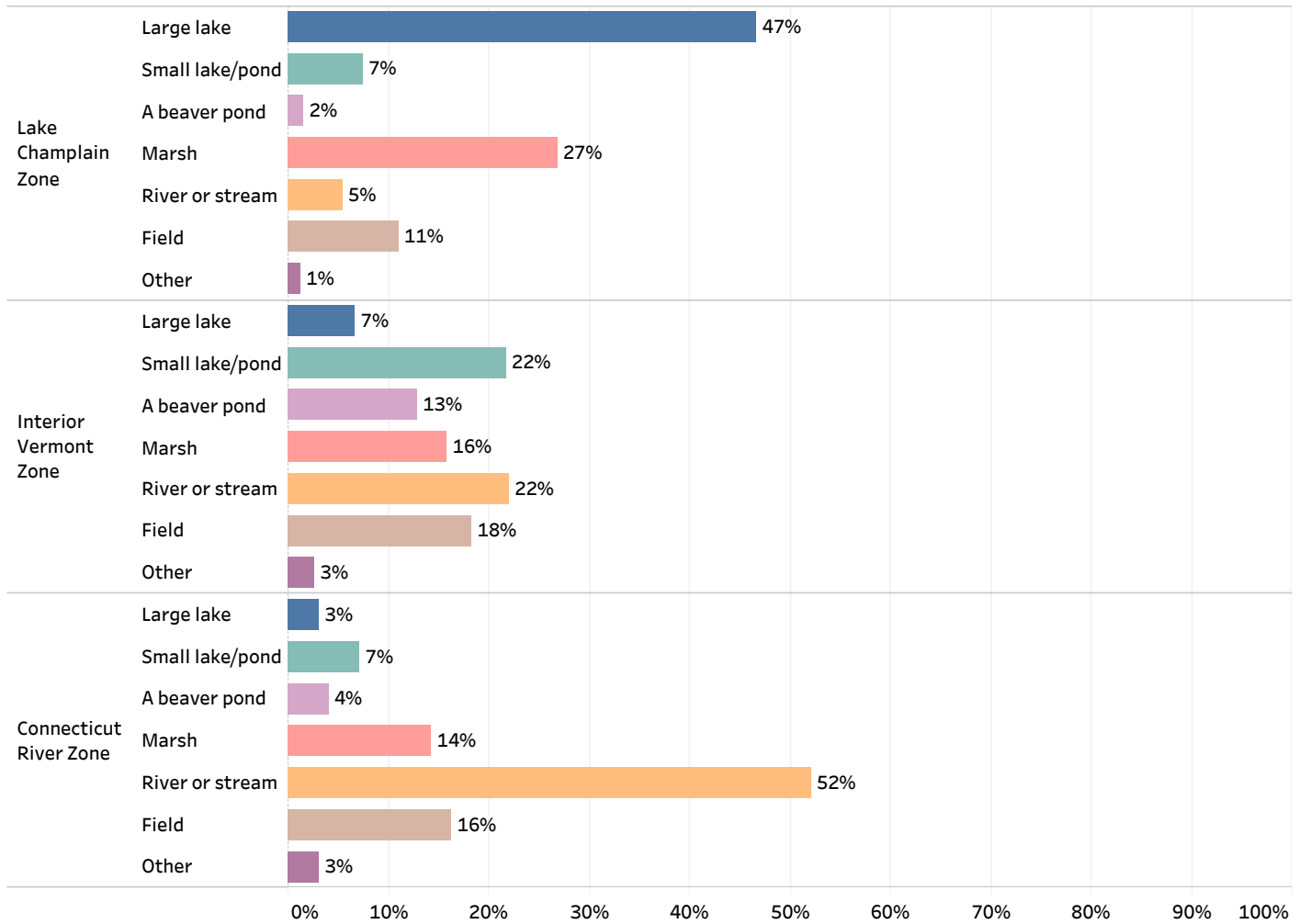
Among those who do hunt from stationary blinds on public waters at least rarely (N=505), 13% build a stationary blind on public waters or waterways every year, 12% do so most years, 23% do so in occasional years, and 52% do so rarely.

Figure 24: How often do you build a stationary blind on public waters or waterways?



Among respondents who hunt in the Lake Champlain Zone (N=515), nearly half (47%) say their primary habitat to hunt in is a large lake and 27% primarily hunt in a marsh while fewer hunt in a field (11%), small lake or pond (7%), a river or stream (5%), or a beaver pond (2%). Among respondents who hunt in the Interior Vermont Zone (N=349), twenty-two percent each say their primary habitat to hunt in is a small lake or pond or a river or stream while fewer primarily hunt in a field (18%), marsh (16%), a beaver pond (13%), or a large lake (7%). Among respondents who hunt in the Connecticut River Zone (N=98), just over half (52%) say their primary habitat to hunt in is a river or stream while fewer respondents primarily hunt in a field (16%), a marsh (14%), a small lake or pond (7%), a beaver pond (4%), or a large lake (3%).

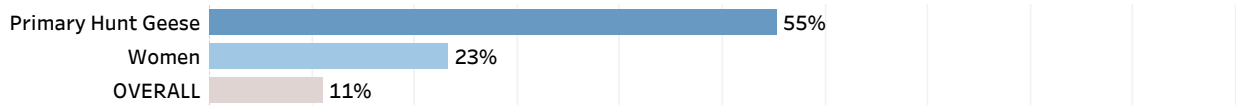
Figure 25a: What would you consider to be the primary habitat that you hunt in the following zones?



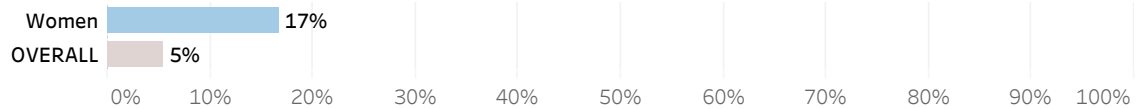
- Among respondents who hunt in the Lake Champlain Zone, respondents who primarily hunt geese and women are more likely than others to say the primary habitat that they hunt in is a field.
- Among respondents who hunt in the Lake Champlain Zone, women are more likely than others to say the primary habitat that they hunt in is a river or stream.

Figure 25b: Primary habitat that you hunt in the Lake Champlain Zone - By Selected Demographics

Field



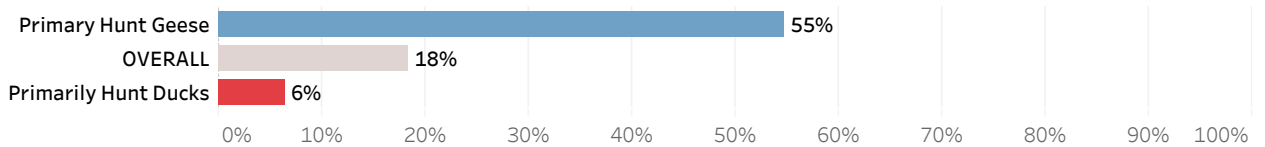
River or stream



Among respondents who hunt in the Interior Vermont Zone, respondents who primarily hunt geese are more likely than others to say the primary habitat that they hunt in is a field while those who primarily hunt ducks are less likely to say this.

Figure 25c: Primary habitat that you hunt in the Interior Vermont Zone - By Selected Demographics

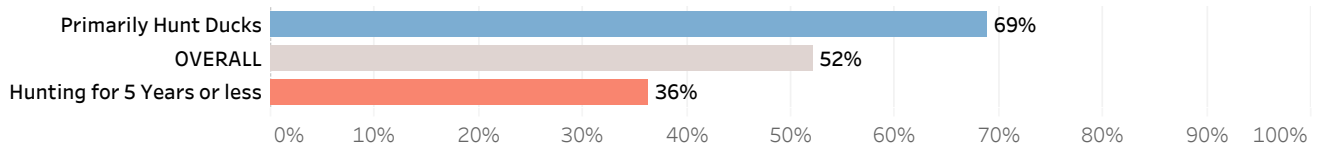
Field



Among respondents who hunt in the Connecticut River Zone, respondents who primarily hunt ducks are more likely than others to say the primary habitat that they hunt in is a river or stream while those who have been hunting for 5 years or less are less likely to say this.

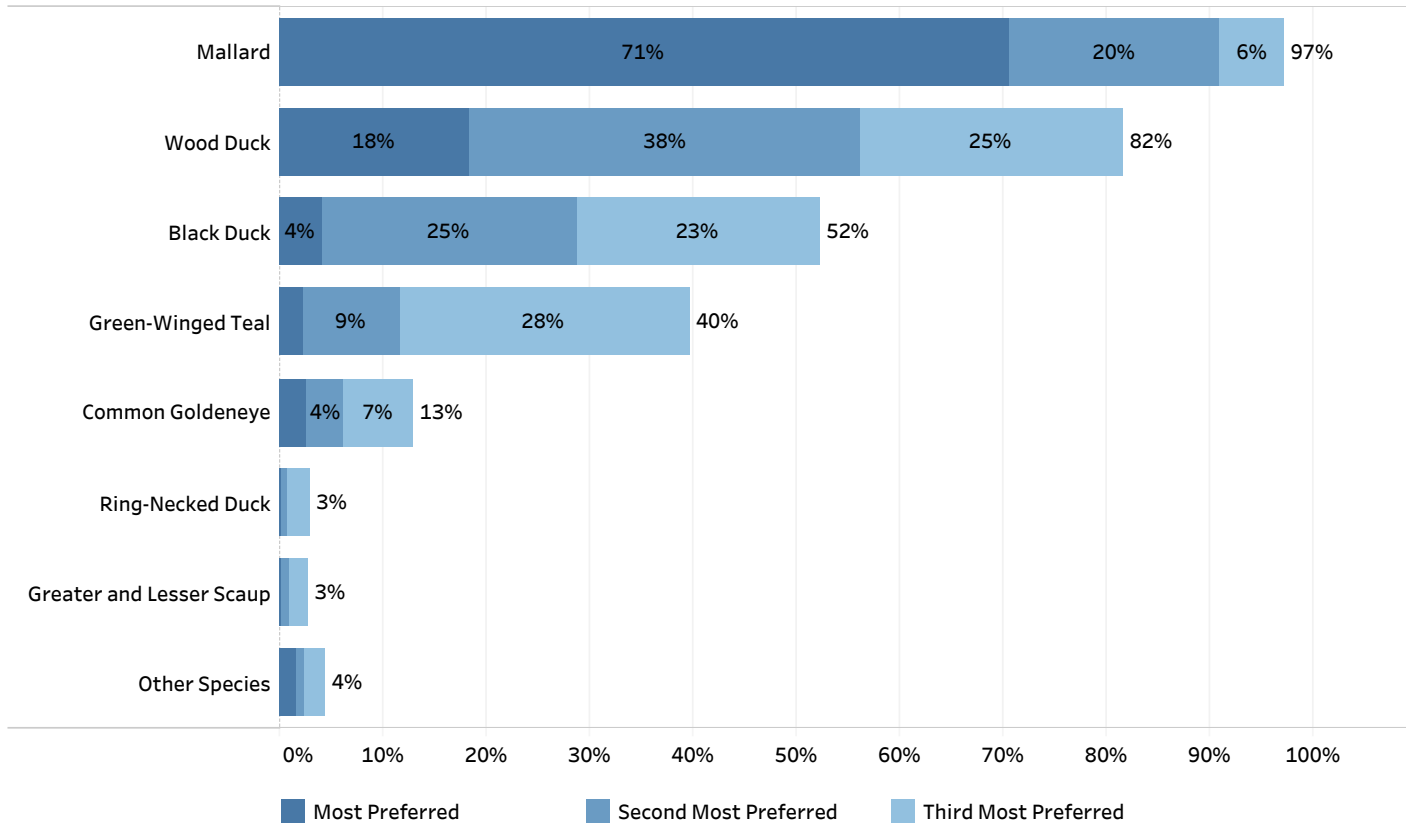
Figure 25d: Primary habitat that you hunt in the Connecticut River Zone - By Selected Demographics

River or Stream



Nearly all respondents (97%) say that the mallard is a duck species that they prefer to target the most (71%), second most (20%), or third most (6%) while just over four in five (82%) say the wood duck is among their top three species to target. Just over half (52%) say the black duck is in their top three species to target while two in five (40%) say the green-winged teal is in their top three species. Few respondents say the common goldeneye (13%), ring-necked duck (3%), or greater and lesser scaup (3%) are among the top three species to target.


Figure 26a: For the following question, please think about all duck hunting areas and seasons you participate in. Please rank your top three overall preferred duck species to target.



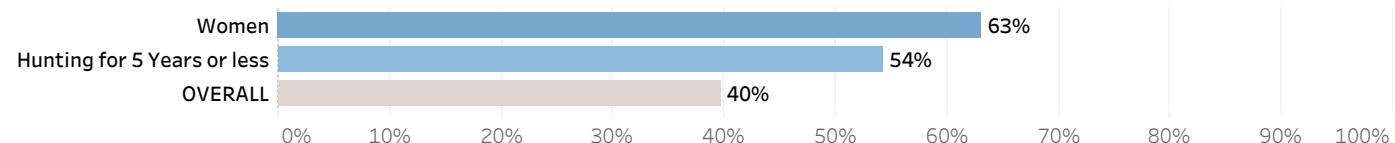
- Respondents who have been hunting for more than 20 years, those with a household income of \$200,000 or more, and those aged 56 or older are more likely than others to say the black duck is one of their top three preferred duck species to target.
- Women and those who have been hunting for 5 years or less are more likely than others to say the green-winged teal is one of their top three preferred duck species to target.

Figure 26b: Top three overall preferred duck species to target - By Selected Demographics

Black Duck

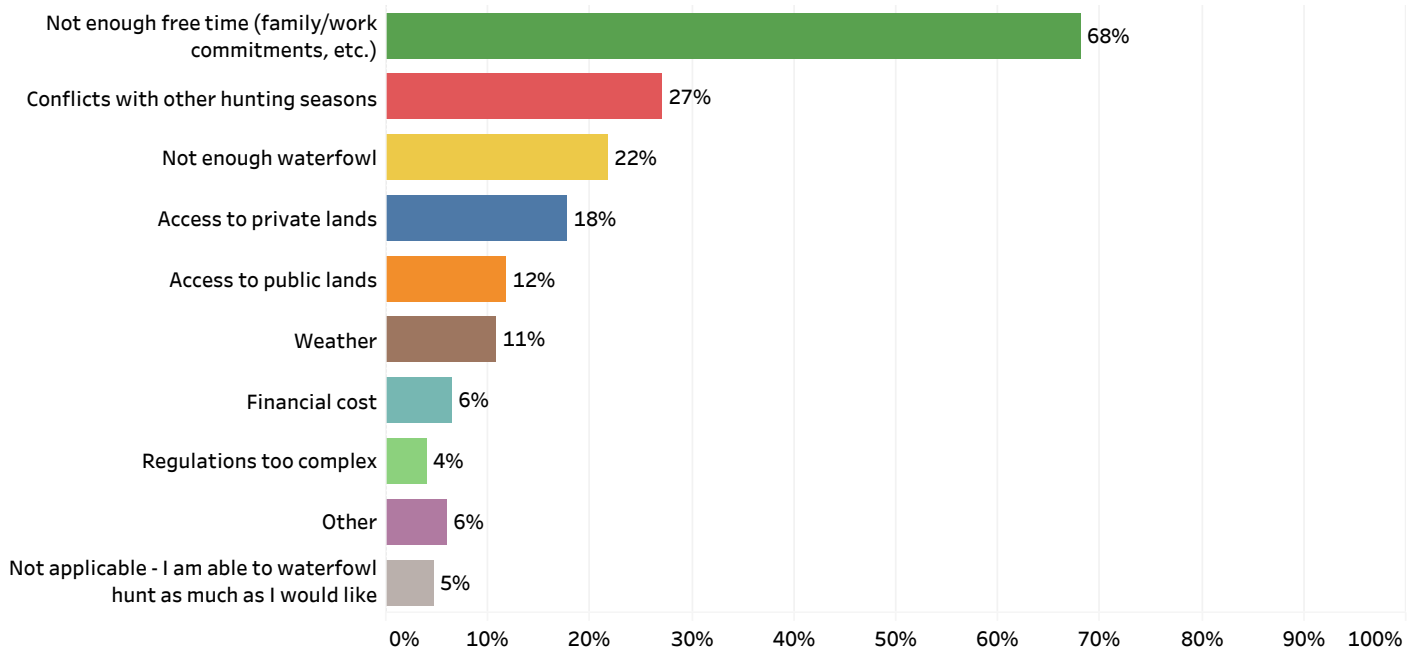


Green-Winged Teal



More than two-thirds of respondents (68%) say that one of the reasons they don't get to hunt waterfowl as much as they would like is not having a enough free time while roughly one-quarter cite conflicts with other hunting seasons (27%) and there not being enough waterfowl (22%). Less than one in five respondent cite access to private lands (18%), access to public lands (12%), weather (11%), financial cost (6%), or regulations being too complex (4%). Six percent of respondents cite another reason and 5% say the question is not applicable because they are able to hunt waterfowl as much as they would like.

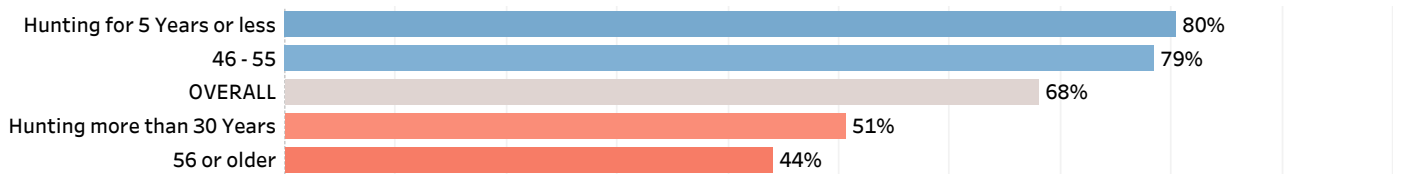
Figure 27a: If you do not get to waterfowl hunt as much as you would like, what are the reasons? (Select all that apply)



- Respondents who have hunted for 5 years or less and those aged 46 to 55 are more likely than others to say a reason they don't get to hunt waterfowl as much as they would like is not having enough free time. Respondents aged 56 or older and those who have been hunting more than 30 years are less likely to say this as a reason.
- Respondents with a household income between \$100,000 and \$149,999 are more likely than others to say a reason they don't get to hunt waterfowl as much as they would like is there not being enough waterfowl.
- Women are more likely than others to say a reason they don't get to hunt waterfowl as much as they would like is access to private land.

Figure 27b: Reasons do not get to waterfowl hunt as much as you would like - By Selected Demographics

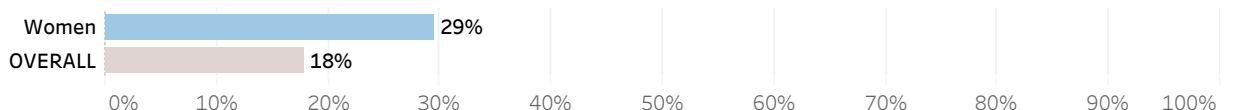
Not enough free time (family/work commitments, etc.)



Not enough waterfowl

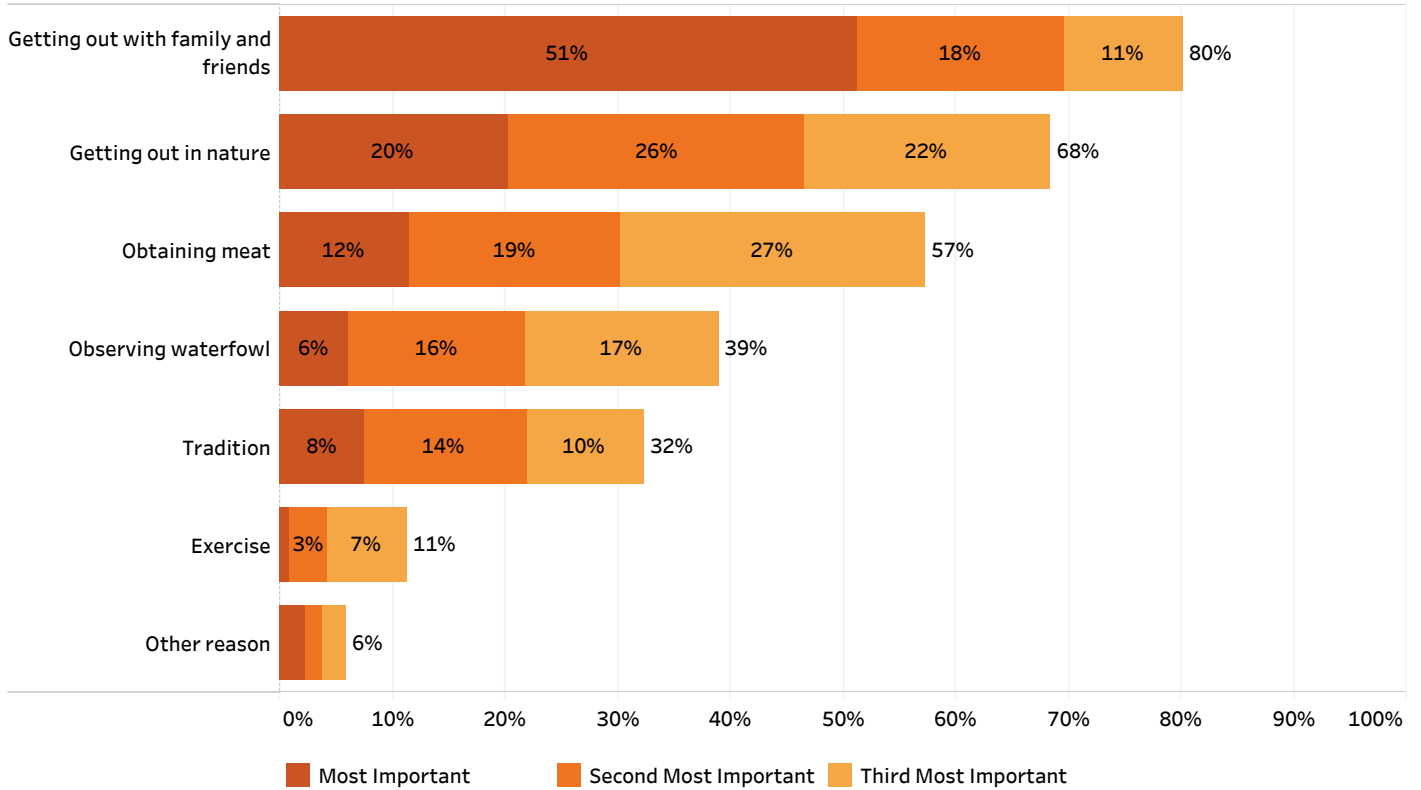


Access to private lands



Four in five respondents (80%) say that getting out with family and friends is the most important (51%), second most important (18%), or third most important (11%) reason that they participate in waterfowl hunting. Two-thirds of respondents (68%) say getting out in nature is one of their top three reasons for participating in waterfowl hunting while a small majority (57%) say the same about obtaining meat. Nearly two in five respondents (39%) cite observing waterfowl as a top three reason while one-third (32%) mention tradition. Very few respondents (11%) say exercise is one of their top three reasons while 6% cite another reason.

Figure 28a: Top three reasons that you participate in waterfowl hunting




- Respondents with a household income between \$150,000 and \$199,999 are more likely than others to say getting out in nature is one of their top three reasons why they participate in waterfowl hunting.
- Women, those with a household income between \$50,000 and \$74,999, those who have hunted waterfowl for 5 years or less, those who primarily hunt geese, and those aged 36 to 45 are more likely than others to say obtaining meat is one of their top three reasons why they participate in waterfowl hunting.
- Respondents aged 46 to 55 are more likely than others to say observing waterfowl is one of their top three reasons why they participate in waterfowl hunting.
- Respondents who have hunted waterfowl for more than 30 years and those aged 56 or older are more likely than others to say tradition is one of their top three reasons why they participate in waterfowl hunting.

Figure 28b: Top three reasons that you participate in waterfowl hunting - By Selected Demographics


Getting out in nature




Obtaining meat



Observing Waterfowl



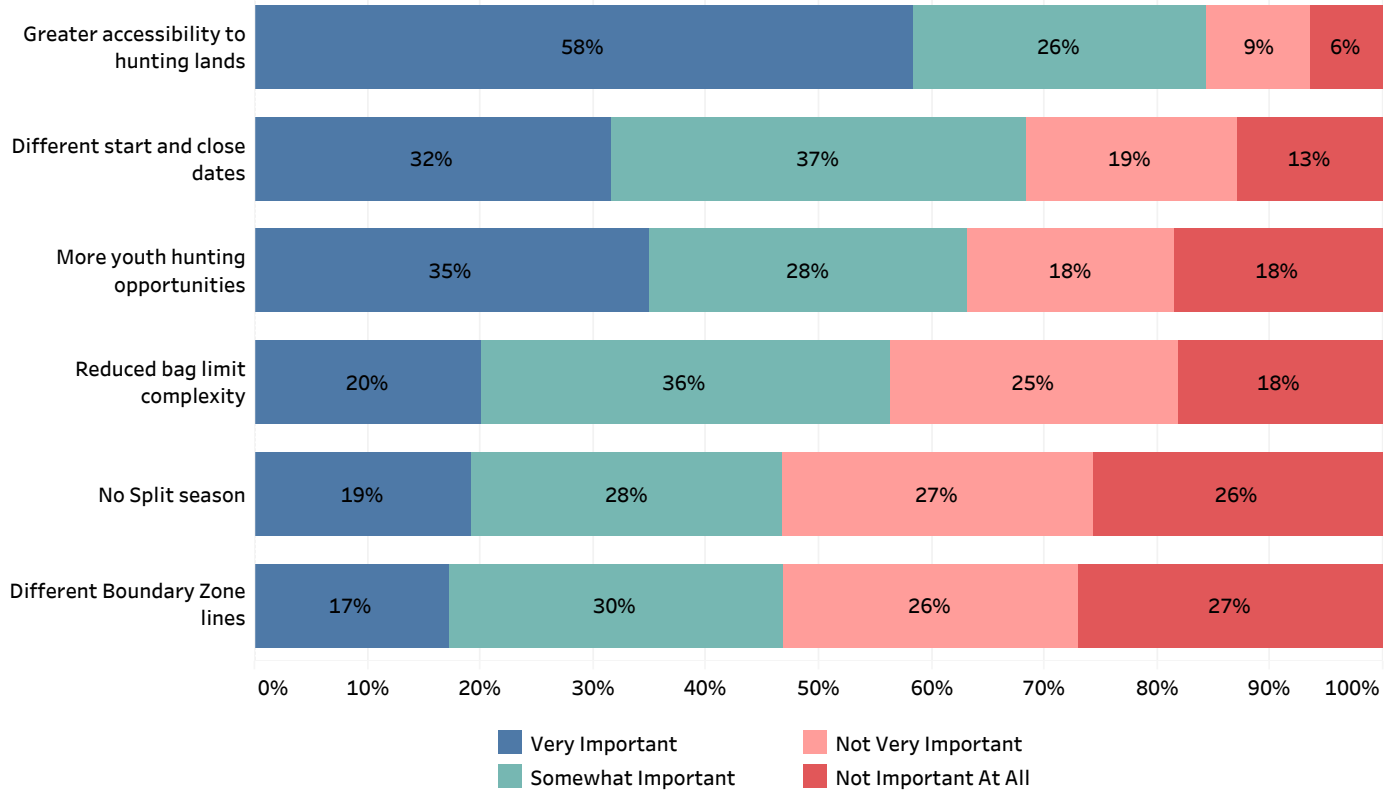
Tradition



0% 10% 20% 30% 40% 50% 60% 70% 80% 90% 100%

More than four in five respondents (84%) say that greater accessibility to hunting lands is very (58%) or somewhat important (26%) to their overall waterfowl hunting experience. More than two-thirds of respondents (69%) say that different start and close dates is very or somewhat important while smaller majorities say the same about more youth hunting opportunities (63%) or reduced bag limit complexity (56%). Just under half of respondents say no split season (47%) and different boundary zone lines (47%) are very or somewhat important to their overall waterfowl hunting experience.

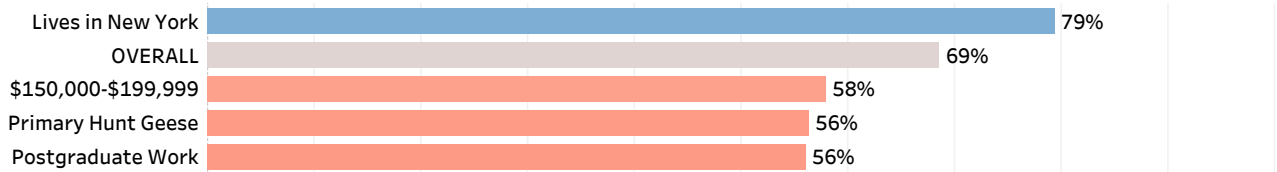
Figure 29a: How important are each of the following to your overall waterfowl hunting experience?



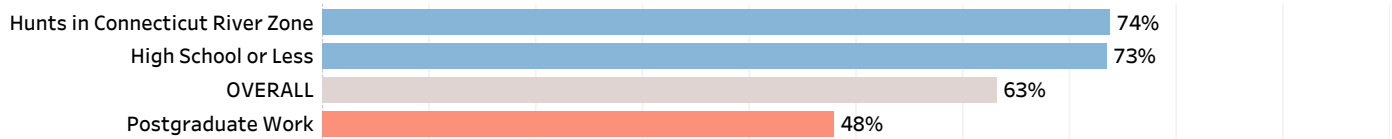
- Respondents who live in New York are more likely than others to say that different state and close dates are very or somewhat important to their overall waterfowl hunting experience. Those who have completed postgraduate work, those who primarily hunt geese, and those with a household income between \$150,000 and \$199,999 are less likely to say this is very or somewhat important.
- Respondents who hunt in the Connecticut River Zone and those with a high school degree or less are more likely than others to say that more youth hunting opportunities are very or somewhat important to their overall waterfowl hunting experience. Those who have completed postgraduate work are less likely to say this is very or somewhat important.
- Women are more likely than others to say that reduced bag limit complexity is very or somewhat important to their overall waterfowl hunting experience.
- Respondents who have completed postgraduate work are less likely than others to say that different boundary zone lines is very or somewhat important to their overall waterfowl hunting experience.

Figure 29b: Very or somewhat important to waterfowl hunting experience - By Selected Demographics


Different start and close dates



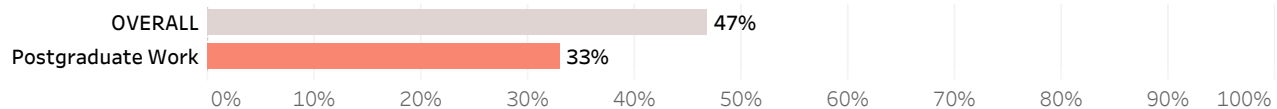
More youth hunting opportunities



Reduced bag limit complexity



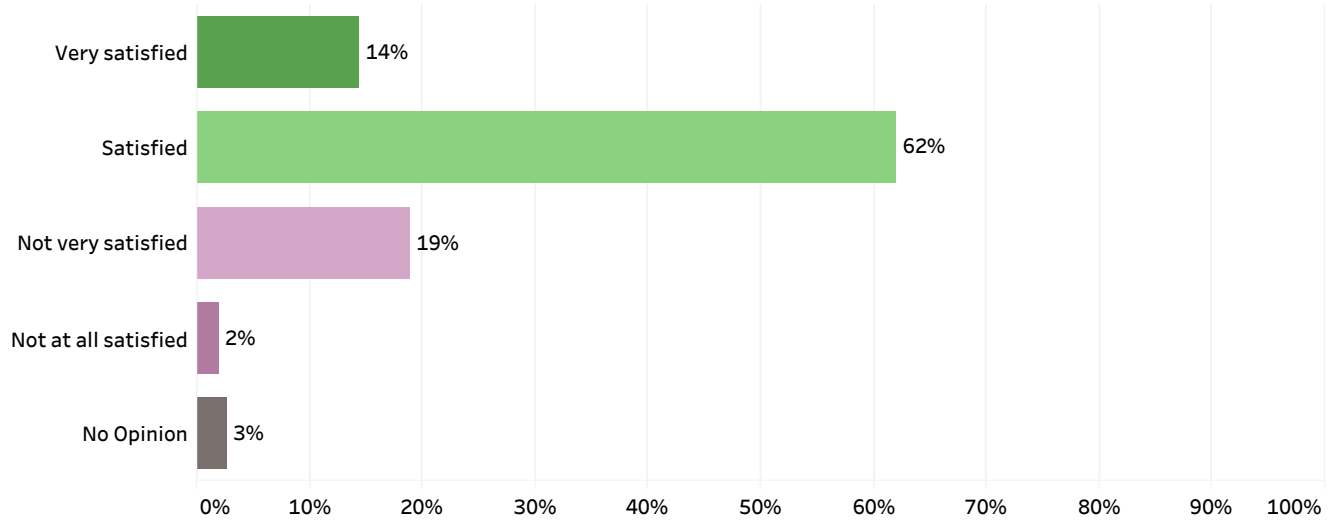
Different boundary zone lines



Three in four respondents (76%) say that they have been very satisfied (14%) or satisfied (62%) with their waterfowl hunting experience in the past 5 years, 19% have been not very satisfied, 2% have been not at all satisfied, and 3% have no opinion.

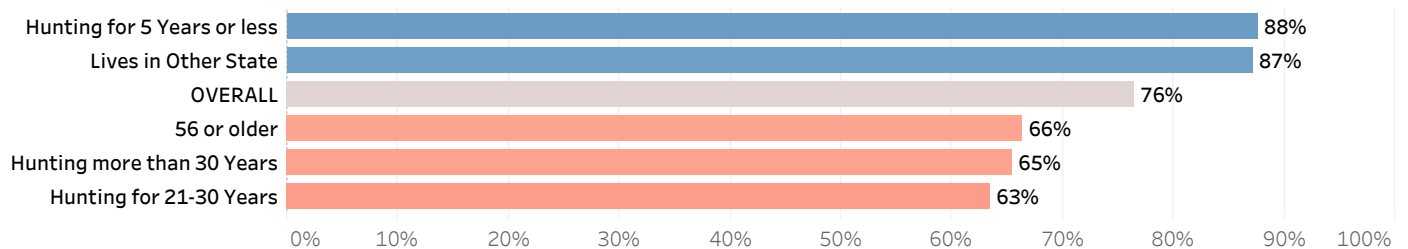
A similar amount of respondents were very satisfied or satisfied with their recent waterfowl hunting experience in the 2015 survey.

Figure 30a: How satisfied have you been with your waterfowl hunting experience in the past 5 years?



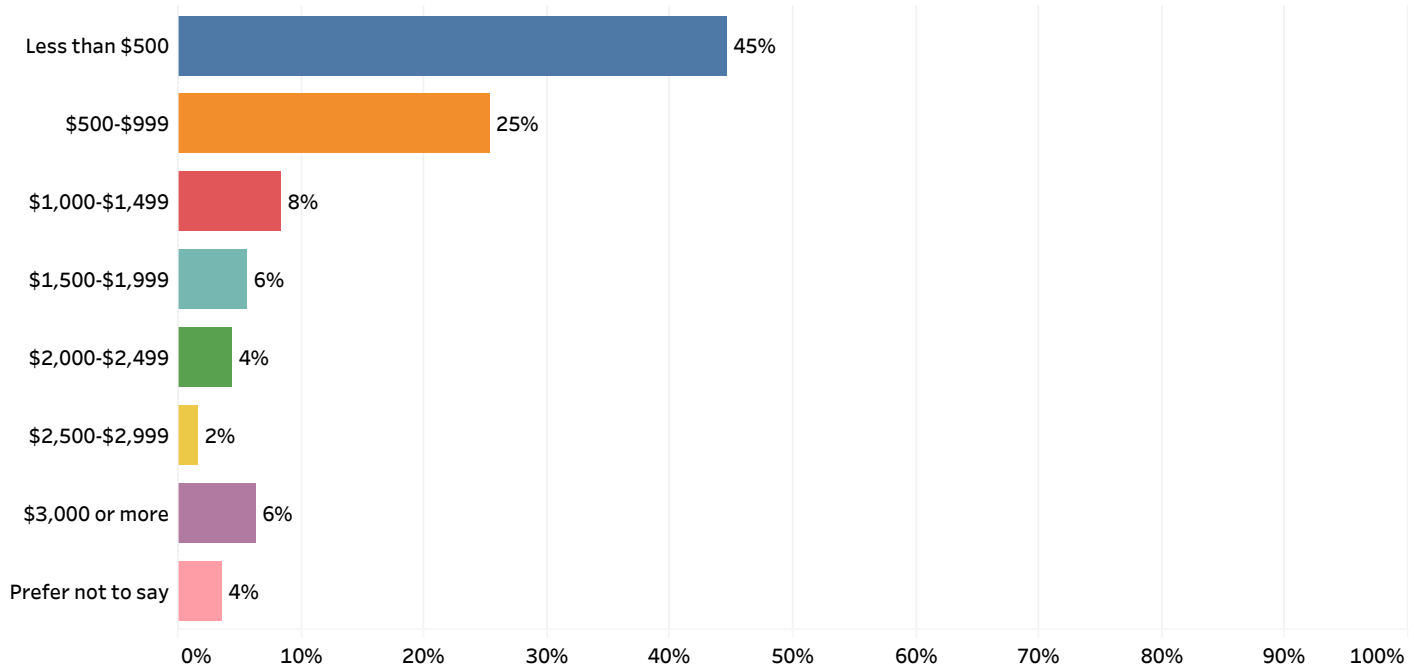
Respondents who have been hunting for 5 years or less and those who live in a state other than New York or Vermont are more likely than others to say they are very satisfied or satisfied with their waterfowl hunting experience in the past 5 years while those who have been hunting for more than 20 years and those aged 56 or older are less likely to say this.

Figure 30b: Satisfaction with waterfowl hunting experience in the past 5 years - By Selected Demographics
Very Satisfied & Satisfied



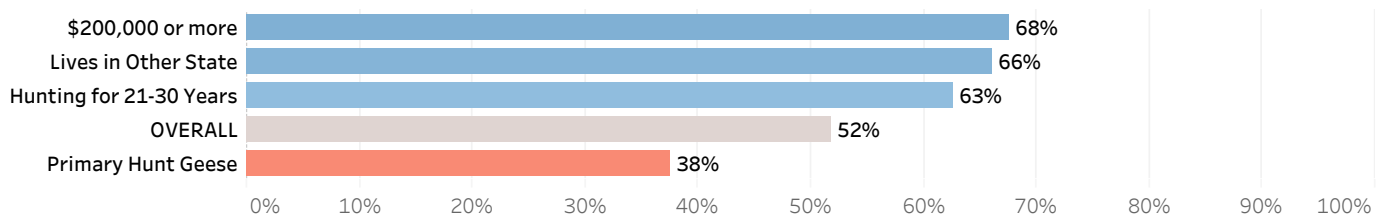
When asked how much money they spend on waterfowl hunting in a typical year, nearly half of respondents (45%) say they spend less than \$500 while one-quarter (25%) spend between \$500 and \$999. Another quarter (26%) spend \$1,000 or more on waterfowl hunting in a typical year while 4% prefer not to say how much they spend.

Figure 31a: How much money do you spend on waterfowl hunting in a typical year? (including trips, boats, blind equipment, decoys, etc.)



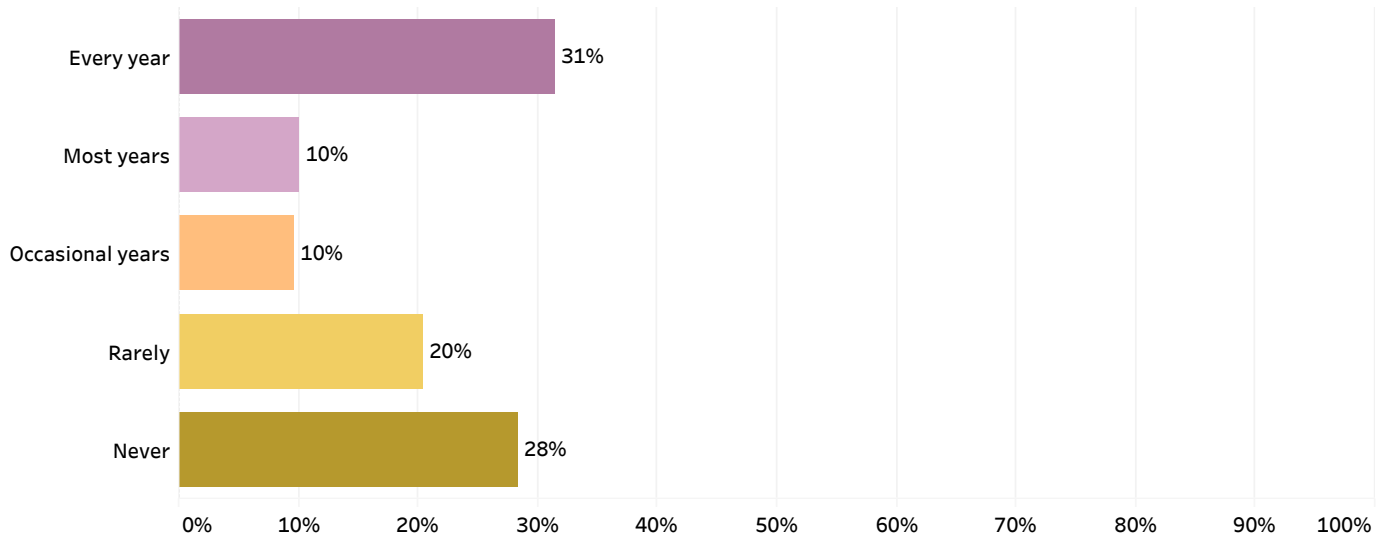
Respondents with a household income of \$200,000 or more, those who live in a state other than New York or Vermont, and those who have hunted waterfowl between 21 and 30 years are more likely than others to say they spend \$500 or more on waterfowl hunting in a typical year while respondents who primarily hunt geese are less likely to spend this much in a typical year.

Figure 31b: Money spent on waterfowl hunting in typical year - By Selected Demographics
\$500 or more



Nearly one-third of respondents (31%) travel every year outside of the Lake Champlain area to hunt waterfowl, 10% do so most years, 10% do so occasional years, 20% do so rarely, and 28% never do this.

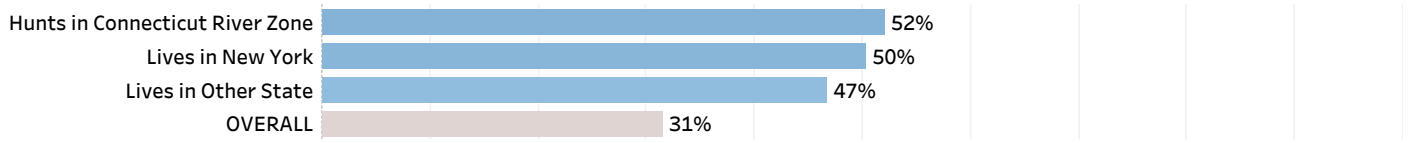
Figure 32a: How often do you travel outside of the Lake Champlain area to hunt waterfowl?



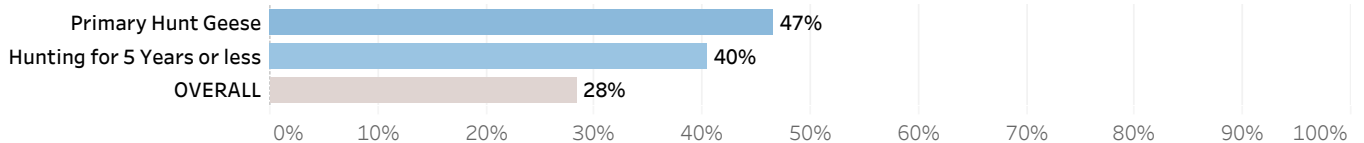
- Respondents who hunt in the Connecticut River Zone and those who do not live in Vermont are more likely than others to say they travel outside of the Lake Champlain area every year to hunt waterfowl.
- Respondents who primarily hunt geese and those who have been hunting for 5 years or less are more likely than others to say they never travel outside of the Lake Champlain area to hunt waterfowl.

Figure 32b: How often do you travel outside of the Lake Champlain area to hunt waterfowl - By Selected Demographics

Every year



Never



Technical Report

The 2024 Vermont & New York Waterfowl Hunters survey was a survey of a stratified sample of waterfowl hunters in Vermont and New York. In order to ensure that the data captured responses of hunters across demographic groups, particularly gender and age, the sample was put into the following strata:

- 1) Women or other gender
- 2) Men, Under 18 years of age
- 3) Men, ages 18-25
- 4) Men, ages 26-35
- 5) Men, ages 36-45
- 6) Men, ages 46-55
- 7) Men, ages 56+

Six thousand (6,000) respondents were initially drawn to be invited to participate in this survey, with 3,000 coming from each state. While ideally the sample would have been divided equally by each stratum in both states, in cases where there weren't enough potential respondents in a particular stratum, all respondents would be included. The number of respondents from the remaining strata would be proportionally increased in order to reach the 6,000 respondents needed.

Qualification to Participate in the Survey

In order to participate in the survey, respondents had to have hunted waterfowl in the state of New York or Vermont in the past 5 years and have hunted in one of the following zones:

- Lake Champlain Zone
- Interior Vermont Zone
- Connecticut River Zone

Unlike the previous survey conducted in 2015, respondents who hunted only in the Northeastern NY Zone did not qualify to participate in the survey. Because of this, far fewer New York respondents qualified for this survey. In order to try to increase the number of qualified New York residents to complete the survey, the remaining five hundred and eighty-one (581) hunters who were not selected for the survey but lived in the counties close to Lake Champlain (Clinton, Essex, Franklin, Washington, and Warren) were added to the sample.

When Data Was Collected

Data collection utilized a 4 step approach:

- 1) Letters with a link and QR code were sent to the entire sample
- 2) Emails with a survey link were sent to non-responders with an email address on file
- 3) A text reminder was sent to non-responders with a cell phone number on file
- 4) Phone calls were made to non-responders who had a land line or cell phone number on file

Data was collected between August 15th and October 8th and one thousand, four hundred and thirty-two (1,432) hunters took the survey with eight hundred and seven (807) being qualified to complete the entire survey. The number of responses and qualified completes by mode can be found below:

Mode	Total Responses	Qualified Completions
Email	542	286
Mail	494	233
Phone	345	250
Text	51	38
Total	1,432	807

Response Rate

While 1,432 respondents participated in the survey, resulting in a response rate of 22%, many respondents, particularly New York hunters, did not qualify for the survey because they did not hunt in any of three hunting zones of interest. 807 respondents qualified and completed survey, resulting in a qualified completion rate (# of Qualified Completes/(Sample - Not Qualified Completes)) of 14%. The response rate to the survey is largely consistent across strata, with those in stratum 2 less likely to respond while those in stratum 7 were slightly more likely to respond. Response rate by strata and by state can be found below:

Strata	Description	Sample	Total Responses	Response Rate	Hasn't Hunted in 5 Years	Hasn't Hunted in Qual Zones	Qualified Completes	Qualified Completion Rate
1	Women/Other	697	126	18%	22	46	58	9%
2	Men, Under 18	569	50	9%	1	30	19	4%
3	Men, 18-25	1038	198	19%	15	73	110	12%
4	Men, 26-35	1121	256	23%	26	72	158	15%
5	Men, 36-45	1041	234	22%	26	52	156	16%
6	Men, 46-55	982	216	22%	30	66	120	14%
7	Men, 56+	1133	352	31%	41	125	186	19%
Total	Total	6581	1432	22%	161	464	807	14%

	New York	Vermont
Sample	3,581	3,000
Total Responses	663	769
Response Rate	19%	26%
Hasn't Hunted in 5 Years	45	116
Hasn't Hunted in Qual Zones	448	16
Qualified Completes	170	637
Qualified Completion Rate	6%	22%

Appendix A

AGE: Age of Respondent

		25 or younger	26 - 35	36 - 45	46 - 55	56 or older	N
Overall		17%	22%	21%	15%	24%	807
State of Residence	New York	10%	29%	16%	12%	32%	170
	Vermont	20%	21%	22%	16%	21%	575
	Other State	15%	18%	21%	18%	29%	62
Gender of Respondent	Women	18%	38%	21%	7%	16%	56
	Men	17%	21%	21%	16%	25%	749
Level of Education	High School or Less	33%	19%	18%	12%	19%	264
	Tech School/Some College	10%	20%	22%	19%	29%	156
	College Degree	11%	28%	24%	15%	22%	247
	Postgraduate Work	1%	18%	19%	20%	42%	100
Household Income	Less than \$50,000	34%	19%	19%	4%	24%	79
	\$50,000-\$74,999	25%	36%	13%	9%	17%	95
	\$75,000-\$99,999	18%	19%	23%	13%	28%	101
	\$100,000-\$149,999	10%	25%	22%	16%	28%	166
	\$150,000-\$199,999	2%	20%	33%	22%	23%	95
	\$200,000 or more	1%	16%	29%	31%	23%	80
Zones Hunted In	Connecticut River Zone	20%	19%	18%	19%	25%	108
	Interior Vermont Zone	21%	22%	23%	15%	19%	419
	Lake Champlain Zone	16%	24%	21%	14%	24%	596
	Northeastern NY Zone	13%	27%	18%	14%	28%	199
Years Hunting Waterfowl	5 Years or less	33%	32%	19%	9%	8%	220
	6 - 10 Years	25%	27%	27%	15%	6%	142
	11 - 20 Years	14%	31%	23%	12%	21%	169
	21 - 30 Years	1%	12%	42%	23%	22%	83
	More than 30 Years	1%	1%	6%	24%	68%	170
Primarily Hunt For	Ducks	15%	24%	19%	17%	25%	324
	Ducks and Geese Equally	19%	23%	23%	14%	21%	372
	Geese	20%	14%	21%	14%	32%	107

STATE: State of residence

		New York	Vermont	Other State	N
Overall		21%	71%	8%	807
Age of Respondent	25 or younger	12%	81%	6%	139
	26 - 35	27%	67%	6%	181
	36 - 45	17%	76%	8%	168
	46 - 55	17%	74%	9%	124
	56 or older	28%	63%	9%	195
Gender of Respondent	Women	13%	84%	4%	56
	Men	22%	70%	8%	749
Level of Education	High School or Less	17%	79%	4%	264
	Tech School/Some College	24%	69%	7%	156
	College Degree	23%	66%	11%	247
	Postgraduate Work	24%	64%	12%	100
Household Income	Less than \$50,000	19%	70%	11%	79
	\$50,000-\$74,999	26%	71%	3%	95
	\$75,000-\$99,999	18%	77%	5%	101
	\$100,000-\$149,999	19%	72%	8%	166
	\$150,000-\$199,999	24%	66%	9%	95
	\$200,000 or more	19%	68%	14%	80
Zones Hunted In	Connecticut River Zone	1%	84%	15%	108
	Interior Vermont Zone	3%	91%	7%	419
	Lake Champlain Zone	28%	66%	6%	596
	Northeastern NY Zone	71%	28%	1%	199
Years Hunting Waterfowl	5 Years or less	17%	72%	10%	220
	6 - 10 Years	19%	75%	6%	142
	11 - 20 Years	23%	72%	5%	169
	21 - 30 Years	20%	70%	10%	83
	More than 30 Years	28%	64%	8%	170
Primarily Hunt For	Ducks	24%	66%	10%	324
	Ducks and Geese Equally	20%	72%	8%	372
	Geese	15%	82%	3%	107

GENDER: Gender of Respondent

		Women	Men	N
Overall		7%	93%	805
Age of Respondent	25 or younger	7%	93%	139
	26 - 35	12%	88%	179
	36 - 45	7%	93%	168
	46 - 55	3%	97%	124
	56 or older	5%	95%	195
State of Residence	New York	4%	96%	170
	Vermont	8%	92%	573
	Other State	3%	97%	62
Level of Education	High School or Less	4%	96%	264
	Tech School/Some College	8%	92%	156
	College Degree	7%	93%	245
	Postgraduate Work	8%	92%	100
Household Income	Less than \$50,000	9%	91%	79
	\$50,000-\$74,999	7%	93%	94
	\$75,000-\$99,999	9%	91%	100
	\$100,000-\$149,999	8%	92%	166
	\$150,000-\$199,999	3%	97%	95
	\$200,000 or more	4%	96%	80
Zones Hunted In	Connecticut River Zone	7%	93%	107
	Interior Vermont Zone	6%	94%	417
	Lake Champlain Zone	7%	93%	594
	Northeastern NY Zone	6%	94%	198
Years Hunting Waterfowl	5 Years or less	13%	87%	219
	6 - 10 Years	8%	92%	142
	11 - 20 Years	5%	95%	168
	21 - 30 Years	1%	99%	83
	More than 30 Years		100%	170
Primarily Hunt For	Ducks	6%	94%	324
	Ducks and Geese Equally	6%	94%	371
	Geese	13%	87%	106

S4Q7 What is the highest level of education you have completed?

		Some High School or less	High School Diploma	Associate's Degree (2 Years) or some College
Overall		2%	32%	20%
Age of Respondent	25 or younger	6%	60%	11%
	26 - 35	2%	28%	19%
	36 - 45	1%	29%	22%
	46 - 55	2%	24%	25%
	56 or older	2%	25%	24%
State of Residence	New York	4%	24%	23%
	Vermont	2%	37%	20%
	Other State		16%	18%
Gender of Respondent	Women	2%	20%	26%
	Men	2%	33%	20%
Household Income	Less than \$50,000	5%	51%	16%
	\$50,000-\$74,999	1%	43%	22%
	\$75,000-\$99,999	4%	29%	21%
	\$100,000-\$149,999	1%	22%	24%
	\$150,000-\$199,999	1%	20%	25%
	\$200,000 or more		16%	16%
Zones Hunted In	Connecticut River Zone		38%	20%
	Interior Vermont Zone	2%	37%	19%
	Lake Champlain Zone	3%	31%	19%
	Northeastern NY Zone	2%	24%	20%
Years Hunting Waterfowl	5 Years or less	5%	37%	15%
	6 - 10 Years	1%	37%	20%
	11 - 20 Years	1%	32%	21%
	21 - 30 Years	1%	28%	24%
	More than 30 Years	2%	25%	25%
Primarily Hunt For	Ducks	2%	21%	21%
	Ducks and Geese Equally	2%	39%	21%
	Geese	2%	43%	19%

S4Q7 What is the highest level of education you have completed?

		Bachelor's Degree (4Years)	Master's Degree	PhD or Doctoral Degree	N
Overall		32%	10%	3%	767
Age of Respondent	25 or younger	21%		1%	131
	26 - 35	41%	9%	2%	166
	36 - 45	37%	10%	2%	160
	46 - 55	32%	13%	4%	119
	56 or older	28%	17%	5%	191
State of Residence	New York	35%	12%	2%	164
	Vermont	30%	9%	2%	542
	Other State	46%	11%	8%	61
Gender of Respondent	Women	36%	16%		50
	Men	32%	10%	3%	715
Household Income	Less than \$50,000	22%	4%	3%	79
	\$50,000-\$74,999	28%	6%		94
	\$75,000-\$99,999	32%	11%	3%	100
	\$100,000-\$149,999	38%	14%	2%	165
	\$150,000-\$199,999	35%	12%	6%	93
	\$200,000 or more	38%	23%	6%	79
Zones Hunted In	Connecticut River Zone	30%	11%	1%	103
	Interior Vermont Zone	31%	9%	2%	394
	Lake Champlain Zone	34%	10%	3%	563
	Northeastern NY Zone	37%	14%	4%	191
Years Hunting Waterfowl	5 Years or less	31%	9%	3%	215
	6 - 10 Years	37%	6%		138
	11 - 20 Years	33%	10%	3%	165
	21 - 30 Years	31%	14%	3%	80
	More than 30 Years	29%	14%	5%	165
Primarily Hunt For	Ducks	41%	11%	3%	312
	Ducks and Geese Equally	27%	8%	3%	350
	Geese	22%	12%	3%	101

S4Q8 How much total income did you and your family receive in 2023, not just from wages or salaries but from all sources, that is, before taxes and other deductions were made?

		Less than \$24,999	\$25,000-\$49,999	\$50,000-\$74,999	\$75,000-\$99,999
Overall		2%	10%	15%	16%
Age of Respondent	25 or younger	8%	23%	27%	20%
	26 - 35	3%	8%	24%	13%
	36 - 45		11%	9%	16%
	46 - 55		3%	9%	13%
	56 or older	3%	10%	11%	19%
State of Residence	New York	3%	9%	20%	14%
	Vermont	2%	11%	15%	18%
	Other State	4%	14%	6%	10%
Gender of Respondent	Women	7%	9%	16%	21%
	Men	2%	11%	15%	16%
Level of Education	High School or Less	5%	19%	22%	17%
	Tech School/Some College	1%	9%	16%	16%
	College Degree	2%	7%	13%	16%
	Postgraduate Work	2%	3%	7%	15%
Zones Hunted In	Connecticut River Zone	1%	14%	20%	16%
	Interior Vermont Zone	2%	11%	16%	18%
	Lake Champlain Zone	3%	10%	15%	15%
	Northeastern NY Zone	3%	10%	19%	13%
Years Hunting Waterfowl	5 Years or less	4%	15%	19%	16%
	6 - 10 Years	2%	8%	19%	16%
	11 - 20 Years	1%	7%	13%	23%
	21 - 30 Years		13%	17%	13%
	More than 30 Years	3%	8%	11%	13%
Primarily Hunt For	Ducks	2%	8%	15%	14%
	Ducks and Geese Equally	3%	12%	15%	18%
	Geese	2%	10%	17%	17%

S4Q8 How much total income did you and your family receive in 2023, not just from wages or salaries but from all sources, that is, before taxes and other deductions were made?

		\$100,000-\$149,999	\$150,000-\$199,999	\$200,000 or more	N
Overall		27%	15%	13%	616
Age of Respondent	25 or younger	18%	2%	1%	88
	26 - 35	29%	13%	9%	141
	36 - 45	26%	22%	16%	141
	46 - 55	27%	22%	26%	97
	56 or older	31%	15%	12%	149
State of Residence	New York	25%	18%	12%	128
	Vermont	27%	14%	12%	437
	Other State	27%	18%	22%	51
Gender of Respondent	Women	33%	7%	7%	43
	Men	27%	16%	13%	571
Level of Education	High School or Less	20%	11%	7%	189
	Tech School/Some College	30%	18%	10%	130
	College Degree	31%	17%	15%	200
	Postgraduate Work	29%	19%	25%	91
Zones Hunted In	Connecticut River Zone	27%	8%	14%	86
	Interior Vermont Zone	28%	14%	11%	322
	Lake Champlain Zone	28%	17%	13%	454
	Northeastern NY Zone	28%	14%	14%	155
Years Hunting Waterfowl	5 Years or less	22%	14%	11%	172
	6 - 10 Years	34%	13%	8%	107
	11 - 20 Years	23%	22%	11%	141
	21 - 30 Years	29%	14%	15%	72
	More than 30 Years	31%	13%	22%	120
Primarily Hunt For	Ducks	28%	14%	17%	249
	Ducks and Geese Equally	26%	16%	10%	283
	Geese	26%	17%	10%	81

S4Q1 How many years total have you hunted waterfowl?

		5 Years or less	6 - 10 Years	11 - 20 Years	21 - 30 Years	More than 30 Years	Mean	N
Overall		28%	18%	22%	11%	22%	18.5	784
Age of Respondent	25 or younger	54%	27%	17%	1%	1%	6.7	134
	26 - 35	40%	23%	30%	6%	1%	9.8	173
	36 - 45	25%	23%	24%	21%	7%	14.6	164
	46 - 55	16%	18%	17%	16%	34%	22.2	119
	56 or older	9%	4%	18%	9%	60%	35.2	194
State of Residence	New York	22%	16%	23%	10%	28%	21.0	169
	Vermont	29%	19%	22%	10%	20%	17.7	553
	Other State	37%	13%	15%	13%	23%	18.6	62
Gender of Respondent	Women	59%	22%	16%	2%		7.0	49
	Men	26%	18%	22%	11%	23%	19.2	733
Level of Education	High School or Less	34%	20%	21%	9%	17%	15.8	264
	Tech School/Some College	21%	18%	22%	12%	27%	20.9	154
	College Degree	27%	21%	22%	10%	20%	17.9	245
	Postgraduate Work	26%	8%	22%	13%	31%	23.0	100
Household Income	Less than \$50,000	42%	14%	15%	12%	17%	15.6	78
	\$50,000-\$74,999	34%	21%	19%	13%	14%	15.7	95
	\$75,000-\$99,999	27%	17%	32%	9%	15%	16.5	100
	\$100,000-\$149,999	23%	22%	20%	13%	23%	19.5	164
	\$150,000-\$199,999	25%	15%	33%	11%	17%	17.8	95
	\$200,000 or more	24%	11%	19%	14%	33%	22.4	80
Zones Hunted In	Connecticut River Zone	33%	20%	20%	10%	17%	16.0	103
	Interior Vermont Zone	27%	20%	23%	10%	20%	17.8	405
	Lake Champlain Zone	25%	16%	23%	12%	23%	19.6	580
	Northeastern NY Zone	20%	17%	25%	11%	27%	21.0	197
Primarily Hunt For	Ducks	29%	16%	20%	13%	22%	19.0	317
	Ducks and Geese Equally	25%	20%	24%	11%	21%	18.2	360
	Geese	36%	17%	20%	4%	23%	17.2	103

S1Q1 Did you hunt waterfowl (ducks or geese) in New York at any time during the past five hunting seasons?

		Yes	No	N
Overall		36%	64%	807
Age of Respondent	25 or younger	30%	70%	139
	26 - 35	41%	59%	181
	36 - 45	33%	67%	168
	46 - 55	31%	69%	124
	56 or older	42%	58%	195
State of Residence	New York	100%		170
	Vermont	20%	80%	575
	Other State	11%	89%	62
Gender of Respondent	Women	30%	70%	56
	Men	37%	63%	749
Level of Education	High School or Less	33%	67%	264
	Tech School/Some College	36%	64%	156
	College Degree	37%	63%	247
	Postgraduate Work	45%	55%	100
Household Income	Less than \$50,000	34%	66%	79
	\$50,000-\$74,999	44%	56%	95
	\$75,000-\$99,999	30%	70%	101
	\$100,000-\$149,999	31%	69%	166
	\$150,000-\$199,999	34%	66%	95
	\$200,000 or more	49%	51%	80
Zones Hunted In	Connecticut River Zone	19%	81%	108
	Interior Vermont Zone	21%	79%	419
	Lake Champlain Zone	45%	55%	596
	Northeastern NY Zone	98%	2%	199
Years Hunting Waterfowl	5 Years or less	27%	73%	220
	6 - 10 Years	35%	65%	142
	11 - 20 Years	42%	58%	169
	21 - 30 Years	42%	58%	83
	More than 30 Years	42%	58%	170
Primarily Hunt For	Ducks	37%	63%	324
	Ducks and Geese Equally	37%	63%	372
	Geese	31%	69%	107

S1Q2 Did you hunt waterfowl (ducks or geese) in Vermont at any time during the past five hunting seasons?

		Yes	No	N
Overall		83%	17%	807
Age of Respondent	25 or younger	88%	12%	139
	26 - 35	78%	22%	181
	36 - 45	84%	16%	168
	46 - 55	87%	13%	124
	56 or older	78%	22%	195
State of Residence	New York	17%	83%	170
	Vermont	100%		575
	Other State	100%		62
Gender of Respondent	Women	89%	11%	56
	Men	82%	18%	749
Level of Education	High School or Less	84%	16%	264
	Tech School/Some College	80%	20%	156
	College Degree	81%	19%	247
	Postgraduate Work	83%	17%	100
Household Income	Less than \$50,000	82%	18%	79
	\$50,000-\$74,999	78%	22%	95
	\$75,000-\$99,999	84%	16%	101
	\$100,000-\$149,999	86%	14%	166
	\$150,000-\$199,999	84%	16%	95
	\$200,000 or more	84%	16%	80
Zones Hunted In	Connecticut River Zone	100%		108
	Interior Vermont Zone	100%	0%	419
	Lake Champlain Zone	77%	23%	596
	Northeastern NY Zone	41%	59%	199
Years Hunting Waterfowl	5 Years or less	84%	16%	220
	6 - 10 Years	82%	18%	142
	11 - 20 Years	81%	19%	169
	21 - 30 Years	87%	13%	83
	More than 30 Years	78%	22%	170
Primarily Hunt For	Ducks	80%	20%	324
	Ducks and Geese Equally	84%	16%	372
	Geese	85%	15%	107

S1Q3 What zone(s) have you hunted waterfowl in during the last 5 years? (Select all that apply)

		Connecticut River Zone	Interior Vermont Zone	Lake Champlain Zone	Northeastern NY Zone	N
Overall		13%	52%	74%	25%	807
Age of Respondent	25 or younger	16%	62%	70%	18%	139
	26 - 35	11%	51%	79%	30%	181
	36 - 45	11%	58%	76%	21%	168
	46 - 55	16%	51%	68%	23%	124
	56 or older	14%	42%	74%	29%	195
State of Residence	New York	1%	6%	98%	84%	170
	Vermont	16%	66%	69%	10%	575
	Other State	26%	45%	55%	2%	62
Gender of Respondent	Women	13%	48%	70%	20%	56
	Men	13%	52%	74%	25%	749
Level of Education	High School or Less	15%	58%	73%	19%	264
	Tech School/Some College	13%	47%	70%	24%	156
	College Degree	13%	50%	77%	28%	247
	Postgraduate Work	12%	46%	72%	33%	100
Household Income	Less than \$50,000	16%	54%	72%	24%	79
	\$50,000-\$74,999	18%	53%	71%	31%	95
	\$75,000-\$99,999	14%	58%	68%	20%	101
	\$100,000-\$149,999	14%	54%	76%	26%	166
	\$150,000-\$199,999	7%	47%	79%	23%	95
	\$200,000 or more	15%	45%	75%	28%	80
Zones Hunted In	Connecticut River Zone	100%	56%	32%	12%	108
	Interior Vermont Zone	15%	100%	58%	12%	419
	Lake Champlain Zone	6%	41%	100%	31%	596
	Northeastern NY Zone	7%	26%	93%	100%	199
Years Hunting Waterfowl	5 Years or less	15%	50%	66%	18%	220
	6 - 10 Years	15%	58%	67%	23%	142
	11 - 20 Years	12%	54%	79%	29%	169
	21 - 30 Years	12%	47%	86%	25%	83
	More than 30 Years	10%	47%	79%	32%	170
Primarily Hunt For	Ducks	11%	50%	76%	25%	324
	Ducks and Geese Equally	15%	54%	75%	26%	372
	Geese	15%	48%	64%	21%	107

S1Q4_1 On average, how many days did you spend hunting in each zone each year? - Lake Champlain Zone

		1-2 days	3-5 days	6-10 days	More than 10 days	Mean	Median	N
Overall		23%	33%	19%	25%	8.8	5	589
Age of Respondent	25 or younger	20%	25%	21%	34%	10.4	7	95
	26 - 35	26%	31%	20%	23%	8.3	5	143
	36 - 45	24%	35%	17%	24%	8.8	5	127
	46 - 55	28%	37%	21%	14%	6.4	4	81
	56 or older	17%	38%	18%	27%	9.4	5	143
State of Residence	New York	25%	30%	17%	27%	8.8	5	164
	Vermont	21%	33%	21%	25%	9.1	5	392
	Other State	27%	55%	15%	3%	4.5	3	33
Gender of Respondent	Women	39%	29%	16%	16%	6.3	3	38
	Men	21%	34%	20%	25%	8.9	5	549
Level of Education	High School or Less	19%	31%	19%	31%	10.5	6	188
	Tech School/Some College	19%	28%	22%	31%	10.5	6	109
	College Degree	27%	40%	17%	16%	6.8	4	188
	Postgraduate Work	28%	31%	21%	20%	7.1	5	71
Household Income	Less than \$50,000	16%	44%	11%	29%	11.8	5	55
	\$50,000-\$74,999	24%	32%	20%	24%	8.5	5	66
	\$75,000-\$99,999	24%	34%	13%	29%	9.3	5	68
	\$100,000-\$149,999	25%	32%	22%	21%	8.0	5	126
	\$150,000-\$199,999	28%	31%	20%	21%	7.4	5	75
	\$200,000 or more	20%	29%	22%	29%	9.4	6	59
Zones Hunted In	Connecticut River Zone	26%	35%	15%	24%	8.1	5	34
	Interior Vermont Zone	20%	33%	19%	28%	10.0	5	240
	Lake Champlain Zone	23%	33%	19%	25%	8.8	5	589
	Northeastern NY Zone	22%	32%	15%	30%	9.5	5	183
Years Hunting Waterfowl	5 Years or less	37%	27%	19%	17%	6.5	3	143
	6 - 10 Years	21%	32%	23%	23%	8.9	5	94
	11 - 20 Years	21%	39%	17%	23%	8.6	5	132
	21 - 30 Years	16%	39%	13%	33%	10.4	5	70
	More than 30 Years	13%	33%	22%	33%	10.7	6	134
Primarily Hunt For	Ducks	23%	33%	24%	20%	7.8	5	244
	Ducks and Geese Equally	19%	34%	16%	31%	10.1	5	276
	Geese	41%	29%	17%	14%	6.5	3	66

S1Q4_3 On average, how many days did you spend hunting in each zone each year? - Interior Vermont Zone

		1-2 days	3-5 days	6-10 days	More than 10 days	Mean	Median	N
Overall		19%	36%	21%	24%	8.5	5	413
Age of Respondent	25 or younger	15%	22%	27%	35%	11.1	10	85
	26 - 35	14%	36%	18%	32%	9.2	6	92
	36 - 45	23%	36%	20%	21%	7.8	5	96
	46 - 55	20%	45%	22%	13%	6.9	5	60
	56 or older	24%	43%	19%	15%	6.8	5	80
State of Residence	New York	40%	30%	10%	20%	5.7	3	10
	Vermont	17%	35%	23%	25%	8.8	5	375
	Other State	36%	50%	4%	11%	5.4	4	28
Gender of Respondent	Women	15%	42%	8%	35%	9.8	5	26
	Men	19%	36%	22%	23%	8.4	5	385
Level of Education	High School or Less	18%	29%	25%	28%	10.2	6	149
	Tech School/Some College	13%	42%	22%	24%	8.7	5	72
	College Degree	21%	38%	18%	23%	7.5	5	122
	Postgraduate Work	27%	42%	16%	16%	6.0	4	45
Household Income	Less than \$50,000	20%	27%	22%	32%	12.0	6	41
	\$50,000-\$74,999	16%	38%	20%	26%	8.0	5	50
	\$75,000-\$99,999	12%	43%	22%	22%	8.1	5	58
	\$100,000-\$149,999	15%	36%	25%	25%	8.3	5	89
	\$150,000-\$199,999	40%	33%	20%	7%	4.7	4	45
	\$200,000 or more	17%	56%	14%	14%	6.1	5	36
Zones Hunted In	Connecticut River Zone	19%	31%	22%	29%	8.7	6	59
	Interior Vermont Zone	19%	36%	21%	24%	8.5	5	413
	Lake Champlain Zone	20%	33%	23%	24%	8.8	5	240
	Northeastern NY Zone	18%	31%	12%	39%	12.2	6	51
Years Hunting Waterfowl	5 Years or less	25%	32%	16%	27%	8.1	5	110
	6 - 10 Years	15%	40%	24%	21%	7.7	5	82
	11 - 20 Years	16%	36%	23%	26%	9.2	5	90
	21 - 30 Years	24%	29%	18%	29%	11.2	5	38
	More than 30 Years	19%	42%	20%	19%	7.6	5	79
Primarily Hunt For	Ducks	23%	36%	20%	21%	7.2	5	162
	Ducks and Geese Equally	13%	37%	22%	27%	9.6	5	197
	Geese	28%	32%	20%	20%	8.5	5	50

S1Q4_4 On average, how many days did you spend hunting in each zone each year? - Connecticut River Zone

		1-2 days	3-5 days	6-10 days	More than 10 days	Mean	Median	N
Overall		35%	25%	20%	21%	7.7	4	106
Age of Respondent	25 or younger	24%	19%	19%	38%	9.8	8	21
	26 - 35	55%	10%	15%	20%	6.1	2	20
	36 - 45	32%	42%	5%	21%	8.1	4	19
	46 - 55	30%	25%	30%	15%	6.7	5	20
	56 or older	35%	27%	27%	12%	7.6	5	26
State of Residence	Vermont	36%	22%	19%	22%	7.9	4	89
	Other State	31%	31%	25%	13%	6.4	5	16
Gender of Respondent	Women	57%		29%	14%	6.0	2	7
	Men	34%	27%	19%	20%	7.7	4	98
Level of Education	High School or Less	27%	24%	22%	27%	8.8	5	37
	Tech School/Some College	33%	29%	19%	19%	8.1	4	21
	College Degree	42%	23%	26%	10%	5.5	4	31
	Postgraduate Work	42%	33%	8%	17%	7.9	3	12
Household Income	Less than \$50,000	42%	25%	17%	17%	7.6	4	12
	\$50,000-\$74,999	29%	18%	24%	29%	11.5	6	17
	\$75,000-\$99,999	29%	14%	29%	29%	8.4	10	14
	\$100,000-\$149,999	39%	22%	26%	13%	6.3	4	23
	\$150,000-\$199,999	43%	43%		14%	4.3	3	7
	\$200,000 or more	50%	25%		25%	6.8	3	12
Zones Hunted In	Connecticut River Zone	35%	25%	20%	21%	7.7	4	106
	Interior Vermont Zone	43%	20%	17%	20%	6.6	4	60
	Lake Champlain Zone	46%	14%	11%	29%	8.5	4	35
	Northeastern NY Zone	38%	31%	15%	15%	6.4	4	13
Years Hunting Waterfowl	5 Years or less	38%	25%	16%	22%	7.3	4	32
	6 - 10 Years	19%	29%	29%	24%	8.6	8	21
	11 - 20 Years	38%	19%	14%	29%	7.5	5	21
	21 - 30 Years	40%	20%	30%	10%	8.6	5	10
	More than 30 Years	35%	35%	18%	12%	7.3	4	17
Primarily Hunt For	Ducks	38%	26%	29%	6%	5.3	4	34
	Ducks and Geese Equally	37%	25%	16%	23%	7.1	4	57
	Geese	20%	20%	13%	47%	15.1	10	15

S1Q5 Which of the following best describes how often you hunt waterfowl?

		Every year	Most years	Occasional years	Rarely	N
Overall		62%	23%	10%	5%	805
Age of Respondent	25 or younger	73%	14%	8%	5%	139
	26 - 35	66%	22%	8%	4%	181
	36 - 45	55%	27%	15%	4%	168
	46 - 55	55%	27%	12%	6%	123
	56 or older	61%	23%	8%	7%	194
State of Residence	New York	72%	21%	4%	4%	170
	Vermont	58%	24%	12%	6%	573
	Other State	66%	19%	10%	5%	62
Gender of Respondent	Women	50%	25%	14%	11%	56
	Men	63%	23%	10%	5%	747
Level of Education	High School or Less	63%	22%	8%	7%	264
	Tech School/Some College	62%	22%	12%	4%	156
	College Degree	62%	22%	11%	4%	246
	Postgraduate Work	59%	23%	13%	5%	100
Household Income	Less than \$50,000	59%	24%	10%	6%	79
	\$50,000-\$74,999	62%	20%	9%	8%	95
	\$75,000-\$99,999	58%	27%	9%	6%	100
	\$100,000-\$149,999	62%	22%	13%	4%	166
	\$150,000-\$199,999	52%	29%	17%	2%	95
	\$200,000 or more	68%	23%	6%	4%	80
Zones Hunted In	Connecticut River Zone	65%	20%	11%	4%	108
	Interior Vermont Zone	62%	23%	11%	4%	418
	Lake Champlain Zone	66%	22%	7%	5%	595
	Northeastern NY Zone	77%	16%	4%	3%	199
Years Hunting Waterfowl	5 Years or less	51%	20%	16%	13%	220
	6 - 10 Years	67%	18%	13%	2%	142
	11 - 20 Years	61%	27%	11%	1%	168
	21 - 30 Years	70%	27%	1%	2%	83
	More than 30 Years	71%	21%	4%	4%	170
Primarily Hunt For	Ducks	61%	25%	9%	5%	323
	Ducks and Geese Equally	67%	21%	9%	3%	371
	Geese	48%	23%	16%	13%	107

S1Q6 Do you hunt primarily for:

		Ducks	Geese	Ducks and Geese Equally	N
Overall		40%	13%	46%	803
Age of Respondent	25 or younger	35%	15%	50%	138
	26 - 35	44%	8%	48%	181
	36 - 45	36%	13%	51%	168
	46 - 55	45%	12%	43%	124
	56 or older	42%	18%	41%	192
State of Residence	New York	46%	9%	44%	170
	Vermont	37%	15%	47%	571
	Other State	50%	5%	45%	62
Gender of Respondent	Women	34%	25%	41%	56
	Men	41%	12%	47%	745
Level of Education	High School or Less	28%	17%	55%	262
	Tech School/Some College	42%	12%	46%	156
	College Degree	52%	9%	39%	247
	Postgraduate Work	45%	15%	40%	98
Household Income	Less than \$50,000	33%	13%	54%	78
	\$50,000-\$74,999	40%	15%	45%	94
	\$75,000-\$99,999	36%	14%	50%	101
	\$100,000-\$149,999	42%	13%	45%	165
	\$150,000-\$199,999	38%	15%	47%	95
	\$200,000 or more	54%	10%	36%	80
Zones Hunted In	Connecticut River Zone	32%	15%	53%	108
	Interior Vermont Zone	39%	12%	49%	415
	Lake Champlain Zone	41%	11%	47%	593
	Northeastern NY Zone	41%	11%	48%	199
Years Hunting Waterfowl	5 Years or less	42%	17%	41%	219
	6 - 10 Years	37%	12%	51%	142
	11 - 20 Years	37%	13%	51%	168
	21 - 30 Years	49%	5%	46%	82
	More than 30 Years	42%	14%	44%	169

S1Q7 When do you do most of your waterfowl hunting?

		Mostly on Weekdays	Mostly on Weekends	Equally Between Weekdays and Weekends	N
Overall		13%	47%	40%	802
Age of Respondent	25 or younger	5%	65%	29%	139
	26 - 35	8%	49%	42%	180
	36 - 45	14%	47%	38%	167
	46 - 55	15%	52%	34%	124
	56 or older	22%	27%	51%	192
State of Residence	New York	14%	36%	51%	169
	Vermont	13%	50%	37%	571
	Other State	16%	45%	39%	62
Gender of Respondent	Women	16%	50%	34%	56
	Men	13%	47%	40%	744
Level of Education	High School or Less	8%	51%	41%	263
	Tech School/Some College	15%	43%	43%	155
	College Degree	17%	42%	42%	245
	Postgraduate Work	17%	55%	28%	99
Household Income	Less than \$50,000	8%	44%	48%	79
	\$50,000-\$74,999	11%	42%	47%	95
	\$75,000-\$99,999	13%	55%	32%	101
	\$100,000-\$149,999	16%	46%	38%	166
	\$150,000-\$199,999	17%	48%	35%	94
	\$200,000 or more	13%	49%	38%	78
Zones Hunted In	Connecticut River Zone	10%	47%	43%	108
	Interior Vermont Zone	12%	50%	38%	417
	Lake Champlain Zone	13%	46%	41%	592
	Northeastern NY Zone	14%	36%	51%	198
Years Hunting Waterfowl	5 Years or less	11%	61%	28%	218
	6 - 10 Years	11%	51%	38%	141
	11 - 20 Years	9%	47%	44%	169
	21 - 30 Years	15%	34%	51%	82
	More than 30 Years	21%	28%	51%	169
Primarily Hunt For	Ducks	15%	46%	39%	322
	Ducks and Geese Equally	10%	48%	42%	371
	Geese	19%	46%	35%	106

S1Q8 Do you find waterfowl bag limit regulations difficult to understand?

		Yes	No	N
Overall		15%	85%	807
Age of Respondent	25 or younger	12%	88%	139
	26 - 35	12%	88%	181
	36 - 45	14%	86%	168
	46 - 55	22%	78%	124
	56 or older	15%	85%	195
State of Residence	New York	19%	81%	170
	Vermont	14%	86%	575
	Other State	10%	90%	62
Gender of Respondent	Women	14%	86%	56
	Men	15%	85%	749
Level of Education	High School or Less	14%	86%	264
	Tech School/Some College	18%	82%	156
	College Degree	13%	87%	247
	Postgraduate Work	14%	86%	100
Household Income	Less than \$50,000	13%	87%	79
	\$50,000-\$74,999	10%	90%	95
	\$75,000-\$99,999	21%	79%	101
	\$100,000-\$149,999	13%	87%	166
	\$150,000-\$199,999	11%	89%	95
	\$200,000 or more	15%	85%	80
Zones Hunted In	Connecticut River Zone	10%	90%	108
	Interior Vermont Zone	15%	85%	419
	Lake Champlain Zone	14%	86%	596
	Northeastern NY Zone	20%	80%	199
Years Hunting Waterfowl	5 Years or less	13%	87%	220
	6 - 10 Years	18%	82%	142
	11 - 20 Years	12%	88%	169
	21 - 30 Years	17%	83%	83
	More than 30 Years	14%	86%	170
Primarily Hunt For	Ducks	12%	88%	324
	Ducks and Geese Equally	16%	84%	372
	Geese	19%	81%	107

S1Q9 Which of the following would you prefer regarding greater/lesser scaup bag limits:

		Bag limit of 1 for first 40 days of the season	Bag limit of 2 for the first 20 days of the season	Bag limit of 1 for all 60 days of the season	No preference	N
Overall		7%	19%	16%	57%	338
Age of Respondent	25 or younger	7%	23%	14%	55%	56
	26 - 35	10%	28%	14%	49%	80
	36 - 45	7%	8%	12%	74%	76
	46 - 55	7%	12%	21%	60%	43
	56 or older	6%	23%	22%	49%	83
State of Residence	New York	10%	18%	19%	53%	78
	Vermont	7%	20%	16%	58%	238
	Other State	5%	18%	14%	64%	22
Gender of Respondent	Women	5%	19%	5%	71%	21
	Men	8%	19%	17%	56%	316
Level of Education	High School or Less	11%	24%	9%	57%	102
	Tech School/Some College	8%	17%	17%	58%	60
	College Degree	5%	20%	20%	56%	117
	Postgraduate Work	2%	16%	23%	59%	44
Household Income	Less than \$50,000	10%	24%	20%	46%	41
	\$50,000-\$74,999	8%	23%	18%	51%	39
	\$75,000-\$99,999	13%	18%	15%	55%	40
	\$100,000-\$149,999	8%	19%	5%	68%	63
	\$150,000-\$199,999	6%	12%	26%	56%	34
	\$200,000 or more		15%	30%	55%	40
Zones Hunted In	Connecticut River Zone	3%	33%	25%	39%	36
	Interior Vermont Zone	7%	19%	14%	61%	170
	Lake Champlain Zone	9%	19%	19%	53%	269
	Northeastern NY Zone	10%	19%	20%	50%	98
Years Hunting Waterfowl	5 Years or less		23%	6%	71%	82
	6 - 10 Years	11%	13%	6%	70%	64
	11 - 20 Years	9%	19%	27%	45%	64
	21 - 30 Years	8%	21%	18%	53%	38
	More than 30 Years	9%	20%	26%	45%	85
Primarily Hunt For	Ducks	8%	21%	18%	53%	141
	Ducks and Geese Equally	7%	17%	16%	60%	163
	Geese	6%	25%	9%	59%	32

S1Q10_1 In an average hunting season how many days do you devote to the waterfowl listed below? - Dabbling Ducks

		0 Days	1 Day	2-4 Days	5-10 Days	More than 10 Days	N
Overall		22%	5%	22%	24%	26%	807
Age of Respondent	25 or younger	34%	4%	17%	17%	27%	139
	26 - 35	26%	2%	22%	21%	29%	181
	36 - 45	22%	8%	17%	26%	26%	168
	46 - 55	17%	7%	26%	24%	26%	124
	56 or older	14%	4%	26%	32%	24%	195
State of Residence	New York	18%	4%	18%	23%	37%	170
	Vermont	24%	5%	22%	25%	24%	575
	Other State	22%	5%	29%	27%	17%	62
Gender of Respondent	Women	36%	5%	32%	14%	13%	56
	Men	21%	5%	21%	25%	27%	749
Level of Education	High School or Less	32%	5%	15%	20%	29%	264
	Tech School/Some College	18%	4%	20%	26%	32%	156
	College Degree	16%	6%	26%	27%	26%	247
	Postgraduate Work	16%	7%	34%	25%	18%	100
Household Income	Less than \$50,000	14%	5%	28%	18%	34%	79
	\$50,000-\$74,999	28%	4%	21%	23%	23%	95
	\$75,000-\$99,999	18%	4%	25%	23%	29%	101
	\$100,000-\$149,999	19%	5%	20%	28%	28%	166
	\$150,000-\$199,999	19%	10%	27%	23%	21%	95
	\$200,000 or more	17%	4%	18%	35%	27%	80
Zones Hunted In	Connecticut River Zone	26%	4%	23%	16%	31%	108
	Interior Vermont Zone	19%	4%	23%	25%	29%	419
	Lake Champlain Zone	21%	4%	19%	27%	29%	596
	Northeastern NY Zone	15%	4%	17%	23%	42%	199
Years Hunting Waterfowl	5 Years or less	32%	8%	21%	19%	20%	220
	6 - 10 Years	27%	4%	23%	22%	23%	142
	11 - 20 Years	24%	4%	20%	23%	30%	169
	21 - 30 Years	10%	6%	23%	30%	31%	83
	More than 30 Years	8%	3%	21%	34%	34%	170
Primarily Hunt For	Ducks	15%	5%	24%	29%	28%	324
	Ducks and Geese Equally	19%	4%	21%	25%	31%	372
	Geese	58%	11%	17%	8%	7%	107

S1Q10_2 In an average hunting season how many days do you devote to the waterfowl listed below? - Diving Ducks

		0 Days	1 Day	2-4 Days	5-10 Days	More than 10 Days	N
Overall		47%	10%	21%	13%	9%	749
Age of Respondent	25 or younger	51%	9%	22%	7%	11%	132
	26 - 35	42%	10%	23%	12%	13%	177
	36 - 45	54%	13%	17%	9%	7%	155
	46 - 55	53%	9%	17%	13%	8%	116
	56 or older	40%	9%	26%	20%	5%	169
State of Residence	New York	48%	7%	16%	19%	10%	159
	Vermont	47%	11%	22%	11%	9%	533
	Other State	44%	14%	28%	11%	4%	57
Gender of Respondent	Women	62%	7%	15%	5%	11%	55
	Men	46%	10%	22%	13%	9%	693
Level of Education	High School or Less	52%	6%	17%	13%	13%	248
	Tech School/Some College	40%	10%	23%	17%	10%	144
	College Degree	43%	15%	25%	9%	8%	228
	Postgraduate Work	49%	9%	27%	12%	3%	93
Household Income	Less than \$50,000	43%	15%	15%	9%	18%	67
	\$50,000-\$74,999	49%	11%	25%	3%	11%	89
	\$75,000-\$99,999	45%	12%	21%	11%	10%	98
	\$100,000-\$149,999	42%	8%	26%	16%	8%	156
	\$150,000-\$199,999	49%	11%	26%	9%	4%	89
	\$200,000 or more	49%	8%	19%	14%	10%	72
Zones Hunted In	Connecticut River Zone	49%	7%	21%	6%	16%	97
	Interior Vermont Zone	46%	11%	22%	11%	9%	392
	Lake Champlain Zone	43%	10%	23%	15%	9%	559
	Northeastern NY Zone	45%	7%	19%	16%	12%	185
Years Hunting Waterfowl	5 Years or less	57%	10%	18%	9%	6%	207
	6 - 10 Years	49%	10%	23%	5%	13%	132
	11 - 20 Years	43%	11%	26%	9%	11%	159
	21 - 30 Years	42%	11%	19%	18%	11%	74
	More than 30 Years	37%	10%	21%	26%	7%	155
Primarily Hunt For	Ducks	46%	12%	21%	14%	7%	305
	Ducks and Geese Equally	39%	10%	24%	14%	13%	347
	Geese	84%	3%	9%	3%	1%	93

S1Q10_3 In an average hunting season how many days do you devote to the waterfowl listed below? - Mergansers

		0 Days	1 Day	2-4 Days	5-10 Days	More than 10 Days	N
Overall		82%	5%	8%	3%	3%	736
Age of Respondent	25 or younger	77%	8%	8%	3%	4%	131
	26 - 35	75%	5%	12%	3%	5%	175
	36 - 45	85%	4%	6%	3%	2%	156
	46 - 55	85%	4%	8%	1%	2%	114
	56 or older	87%	3%	6%	4%	1%	160
State of Residence	New York	91%	2%	4%	1%	3%	159
	Vermont	79%	6%	9%	3%	3%	524
	Other State	83%	4%	8%	6%		53
Gender of Respondent	Women	78%	4%	13%	4%	2%	55
	Men	82%	5%	8%	3%	3%	680
Level of Education	High School or Less	79%	5%	8%	3%	4%	241
	Tech School/Some College	82%	6%	8%	2%	1%	142
	College Degree	83%	5%	8%	2%	2%	221
	Postgraduate Work	84%	1%	8%	4%	2%	95
Household Income	Less than \$50,000	72%	10%	4%	9%	4%	68
	\$50,000-\$74,999	79%	6%	8%	1%	6%	85
	\$75,000-\$99,999	85%	4%	6%	2%	2%	96
	\$100,000-\$149,999	79%	5%	11%	2%	3%	156
	\$150,000-\$199,999	86%	5%	6%	2%	1%	86
	\$200,000 or more	85%	1%	8%	4%	1%	71
Zones Hunted In	Connecticut River Zone	75%	5%	10%	3%	6%	96
	Interior Vermont Zone	78%	5%	9%	4%	3%	381
	Lake Champlain Zone	83%	5%	7%	3%	2%	548
	Northeastern NY Zone	88%	2%	4%	2%	3%	184
Years Hunting Waterfowl	5 Years or less	73%	6%	12%	5%	3%	204
	6 - 10 Years	78%	8%	9%	2%	3%	132
	11 - 20 Years	85%	4%	7%	2%	3%	157
	21 - 30 Years	87%	5%	3%	3%	3%	75
	More than 30 Years	90%	1%	5%	2%	1%	146
Primarily Hunt For	Ducks	83%	5%	8%	3%	2%	298
	Ducks and Geese Equally	78%	6%	9%	3%	4%	340
	Geese	90%	3%	3%	3%		94

S1Q10_4 In an average hunting season how many days do you devote to the waterfowl listed below? - Canada Geese

		0 Days	1 Day	2-4 Days	5-10 Days	More than 10 Days	N
Overall		12%	8%	32%	25%	22%	786
Age of Respondent	25 or younger	6%	6%	31%	25%	33%	137
	26 - 35	13%	8%	25%	28%	26%	178
	36 - 45	15%	7%	39%	19%	20%	166
	46 - 55	15%	8%	38%	23%	16%	122
	56 or older	12%	9%	31%	32%	16%	183
State of Residence	New York	11%	7%	30%	29%	23%	168
	Vermont	12%	8%	32%	25%	23%	561
	Other State	16%	5%	46%	19%	14%	57
Gender of Respondent	Women	13%	13%	41%	18%	16%	56
	Men	12%	7%	32%	26%	23%	728
Level of Education	High School or Less	9%	6%	27%	26%	32%	260
	Tech School/Some College	9%	4%	33%	30%	24%	154
	College Degree	15%	10%	38%	22%	15%	239
	Postgraduate Work	18%	14%	35%	21%	12%	94
Household Income	Less than \$50,000	5%	5%	39%	23%	27%	77
	\$50,000-\$74,999	13%	5%	32%	28%	22%	95
	\$75,000-\$99,999	13%	3%	33%	29%	21%	99
	\$100,000-\$149,999	11%	9%	31%	26%	22%	159
	\$150,000-\$199,999	15%	11%	33%	22%	19%	93
	\$200,000 or more	10%	8%	42%	22%	18%	77
Zones Hunted In	Connecticut River Zone	7%	6%	37%	20%	31%	104
	Interior Vermont Zone	10%	7%	31%	26%	26%	408
	Lake Champlain Zone	12%	8%	31%	27%	22%	584
	Northeastern NY Zone	9%	6%	29%	28%	28%	197
Years Hunting Waterfowl	5 Years or less	15%	11%	34%	18%	22%	216
	6 - 10 Years	13%	4%	39%	25%	20%	141
	11 - 20 Years	6%	7%	35%	30%	22%	164
	21 - 30 Years	15%	6%	27%	28%	24%	79
	More than 30 Years	13%	7%	25%	30%	25%	164
Primarily Hunt For	Ducks	30%	11%	39%	14%	7%	307
	Ducks and Geese Equally	1%	5%	27%	33%	34%	369
	Geese	1%	8%	34%	31%	25%	106

S1Q10_5 In an average hunting season how many days do you devote to the waterfowl listed below? - Snow Geese

		0 Days	1 Day	2-4 Days	5-10 Days	More than 10 Days	N
Overall		76%	9%	8%	5%	3%	742
Age of Respondent	25 or younger	80%	7%	8%	4%	2%	133
	26 - 35	74%	12%	9%	3%	2%	172
	36 - 45	81%	6%	4%	4%	5%	158
	46 - 55	74%	8%	8%	5%	4%	118
	56 or older	70%	9%	10%	9%	2%	161
State of Residence	New York	67%	10%	10%	7%	5%	162
	Vermont	78%	9%	7%	4%	2%	527
	Other State	77%	6%	9%	6%	2%	53
Gender of Respondent	Women	76%	5%	13%	4%	2%	55
	Men	76%	9%	7%	5%	3%	686
Level of Education	High School or Less	74%	9%	10%	4%	3%	246
	Tech School/Some College	70%	8%	10%	8%	5%	145
	College Degree	81%	9%	6%	3%	1%	223
	Postgraduate Work	78%	9%	3%	7%	3%	90
Household Income	Less than \$50,000	67%	9%	10%	7%	7%	69
	\$50,000-\$74,999	76%	11%	8%	3%	1%	88
	\$75,000-\$99,999	77%	12%	6%	2%	3%	95
	\$100,000-\$149,999	78%	6%	10%	4%	2%	154
	\$150,000-\$199,999	74%	9%	8%	4%	5%	85
	\$200,000 or more	72%	11%	6%	8%	3%	71
Zones Hunted In	Connecticut River Zone	72%	13%	7%	5%	3%	96
	Interior Vermont Zone	77%	8%	7%	5%	3%	381
	Lake Champlain Zone	74%	10%	8%	5%	3%	556
	Northeastern NY Zone	66%	10%	12%	7%	6%	189
Years Hunting Waterfowl	5 Years or less	81%	9%	5%	3%	1%	202
	6 - 10 Years	83%	8%	5%	3%	2%	132
	11 - 20 Years	70%	11%	13%	3%	3%	159
	21 - 30 Years	75%	8%	1%	8%	8%	76
	More than 30 Years	70%	6%	11%	9%	5%	151
Primarily Hunt For	Ducks	91%	3%	4%	2%	0%	298
	Ducks and Geese Equally	65%	13%	10%	7%	6%	345
	Geese	68%	9%	14%	6%	2%	95

S1Q10_6 In an average hunting season how many days do you devote to the waterfowl listed below? - Brant

		0 Days	1 Day	2-4 Days	5-10 Days	More than 10 Days	N
Overall		93%	2%	3%	1%	0%	726
Age of Respondent	25 or younger	95%	1%	3%	1%	1%	130
	26 - 35	94%	2%	3%	1%	1%	172
	36 - 45	93%	3%	3%	1%		154
	46 - 55	93%	3%	3%	1%	1%	116
	56 or older	93%	2%	3%	3%		154
State of Residence	New York	94%	2%	3%		1%	158
	Vermont	94%	2%	3%	1%	0%	516
	Other State	88%	4%	6%	2%		52
Gender of Respondent	Women	94%	4%			2%	54
	Men	93%	2%	3%	1%	0%	671
Level of Education	High School or Less	93%	2%	2%	2%	0%	242
	Tech School/Some College	95%	1%	1%	1%	1%	142
	College Degree	93%	4%	3%			218
	Postgraduate Work	93%	1%	5%	1%		87
Household Income	Less than \$50,000	91%	1%	6%	1%		67
	\$50,000-\$74,999	97%		2%		1%	86
	\$75,000-\$99,999	97%	1%	2%			94
	\$100,000-\$149,999	93%	3%	2%	1%	1%	153
	\$150,000-\$199,999	94%	2%	4%			84
	\$200,000 or more	86%	3%	6%	4%	1%	69
Zones Hunted In	Connecticut River Zone	91%	3%	4%	1%		91
	Interior Vermont Zone	94%	2%	3%	1%	0%	374
	Lake Champlain Zone	92%	2%	4%	1%	0%	542
	Northeastern NY Zone	95%	1%	4%		1%	182
Years Hunting Waterfowl	5 Years or less	94%	3%	2%	1%		199
	6 - 10 Years	95%	2%	2%		2%	129
	11 - 20 Years	94%	3%	3%			157
	21 - 30 Years	92%		3%	4%	1%	74
	More than 30 Years	91%	1%	5%	2%		146
Primarily Hunt For	Ducks	94%	3%	2%	1%	0%	293
	Ducks and Geese Equally	92%	2%	4%	1%	1%	336
	Geese	98%	1%	1%			93

S1Q11 In which of the following **Canada goose** seasons do you typically hunt in? (Select all that apply)

		Early resident (September)	Late resident (December-January)	Regular migratory (October-November)	None of the above	N
Overall		56%	27%	71%	11%	804
Age of Respondent	25 or younger	70%	36%	69%	7%	138
	26 - 35	64%	31%	70%	11%	180
	36 - 45	54%	27%	68%	13%	167
	46 - 55	46%	19%	73%	14%	124
	56 or older	46%	24%	75%	12%	195
State of Residence	New York	58%	28%	71%	9%	170
	Vermont	58%	29%	70%	11%	572
	Other State	29%	15%	77%	16%	62
Gender of Respondent	Women	63%	36%	71%	14%	56
	Men	55%	27%	71%	11%	746
Level of Education	High School or Less	65%	33%	70%	9%	262
	Tech School/Some College	55%	31%	75%	5%	155
	College Degree	47%	21%	71%	14%	247
	Postgraduate Work	49%	22%	66%	20%	100
Household Income	Less than \$50,000	71%	35%	72%	6%	78
	\$50,000-\$74,999	58%	28%	68%	9%	95
	\$75,000-\$99,999	56%	24%	69%	11%	101
	\$100,000-\$149,999	60%	21%	73%	11%	166
	\$150,000-\$199,999	42%	21%	73%	13%	95
	\$200,000 or more	53%	28%	70%	13%	80
Zones Hunted In	Connecticut River Zone	66%	33%	75%	5%	106
	Interior Vermont Zone	59%	30%	75%	10%	417
	Lake Champlain Zone	58%	29%	70%	11%	595
	Northeastern NY Zone	66%	33%	73%	8%	199
Years Hunting Waterfowl	5 Years or less	55%	27%	68%	15%	218
	6 - 10 Years	63%	27%	65%	10%	142
	11 - 20 Years	62%	29%	75%	7%	169
	21 - 30 Years	41%	22%	73%	14%	83
	More than 30 Years	50%	31%	76%	11%	170
Primarily Hunt For	Ducks	32%	14%	59%	26%	322
	Ducks and Geese Equally	71%	40%	81%	1%	371
	Geese	74%	25%	73%	2%	107

S2Q1_1 When do you prefer the opening day of **duck** hunting season in the following zones? - Lake Champlain Zone

		First Weekend of October	Second Weekend of October	Third Weekend of October	Fourth Weekend of October	No Preference	N
Overall		28%	25%	7%	4%	37%	807
Age of Respondent	25 or younger	34%	27%	1%	1%	37%	139
	26 - 35	28%	26%	7%	4%	34%	181
	36 - 45	29%	20%	10%	4%	37%	168
	46 - 55	23%	19%	8%	6%	45%	124
	56 or older	27%	29%	8%	2%	34%	195
State of Residence	New York	36%	29%	8%	2%	25%	170
	Vermont	26%	24%	7%	4%	39%	575
	Other State	25%	16%	7%	5%	46%	62
Gender of Respondent	Women	32%	18%	9%	2%	39%	56
	Men	28%	25%	7%	4%	36%	749
Level of Education	High School or Less	30%	24%	5%	4%	37%	264
	Tech School/Some College	30%	26%	5%	3%	37%	156
	College Degree	25%	30%	10%	5%	31%	247
	Postgraduate Work	28%	15%	8%	1%	47%	100
Household Income	Less than \$50,000	24%	28%	8%	3%	38%	79
	\$50,000-\$74,999	24%	30%	1%	3%	42%	95
	\$75,000-\$99,999	33%	19%	9%	3%	35%	101
	\$100,000-\$149,999	30%	25%	8%	2%	35%	166
	\$150,000-\$199,999	27%	26%	10%	4%	33%	95
	\$200,000 or more	25%	17%	13%	9%	36%	80
Zones Hunted In	Connecticut River Zone	22%	13%	5%	1%	59%	108
	Interior Vermont Zone	26%	25%	5%	3%	40%	419
	Lake Champlain Zone	32%	31%	8%	5%	24%	596
	Northeastern NY Zone	32%	29%	8%	4%	26%	199
Years Hunting Waterfowl	5 Years or less	28%	17%	5%	2%	48%	220
	6 - 10 Years	32%	24%	5%	3%	36%	142
	11 - 20 Years	33%	25%	4%	3%	35%	169
	21 - 30 Years	22%	32%	15%	2%	29%	83
	More than 30 Years	23%	33%	11%	8%	27%	170
Primarily Hunt For	Ducks	28%	29%	8%	5%	30%	324
	Ducks and Geese Equally	32%	25%	6%	3%	34%	372
	Geese	14%	11%	8%	1%	67%	107

S2Q1_2 When do you prefer the opening day of **duck** hunting season in the following zones? - Interior Vermont Zone

		First Weekend of October	Second Weekend of October	Third Weekend of October	Fourth Weekend of October	No Preference	N
Overall		26%	20%	4%	1%	48%	752
Age of Respondent	25 or younger	36%	17%	4%		44%	133
	26 - 35	24%	22%	4%	1%	49%	174
	36 - 45	26%	21%	5%	3%	45%	156
	46 - 55	25%	18%	4%	2%	51%	118
	56 or older	22%	22%	4%	2%	50%	171
State of Residence	New York	9%	7%	1%		83%	150
	Vermont	31%	23%	5%	2%	38%	545
	Other State	25%	21%	2%		53%	57
Gender of Respondent	Women	39%	13%	6%		43%	54
	Men	26%	21%	4%	2%	48%	696
Level of Education	High School or Less	31%	19%	3%	2%	46%	249
	Tech School/Some College	29%	16%	3%	1%	51%	142
	College Degree	24%	23%	5%	3%	46%	230
	Postgraduate Work	18%	23%	6%		53%	93
Household Income	Less than \$50,000	27%	22%	3%	1%	47%	74
	\$50,000-\$74,999	26%	13%	4%	2%	54%	92
	\$75,000-\$99,999	41%	16%	4%	2%	37%	90
	\$100,000-\$149,999	23%	26%	3%	1%	47%	159
	\$150,000-\$199,999	15%	25%	6%	1%	53%	88
	\$200,000 or more	25%	22%	5%	4%	44%	73
Zones Hunted In	Connecticut River Zone	41%	16%	4%	1%	37%	99
	Interior Vermont Zone	37%	29%	6%	2%	26%	413
	Lake Champlain Zone	22%	21%	4%	2%	52%	551
	Northeastern NY Zone	19%	14%	1%	2%	64%	182
Years Hunting Waterfowl	5 Years or less	26%	13%	3%		58%	203
	6 - 10 Years	32%	19%	7%		42%	137
	11 - 20 Years	29%	23%	3%	3%	44%	160
	21 - 30 Years	25%	26%	4%	3%	42%	76
	More than 30 Years	22%	26%	3%	3%	45%	155
Primarily Hunt For	Ducks	22%	22%	4%	2%	49%	298
	Ducks and Geese Equally	32%	20%	4%	1%	43%	350
	Geese	19%	14%	2%		65%	100

S2Q1_3 When do you prefer the opening day of **duck** hunting season in the following zones? - Connecticut River Zone

		First Weekend of October	Second Weekend of October	Third Weekend of October	Fourth Weekend of October	No Preference	N
Overall		15%	5%	2%	1%	78%	722
Age of Respondent	25 or younger	19%	3%	1%		77%	127
	26 - 35	14%	7%	1%		78%	169
	36 - 45	17%	6%	3%	1%	74%	155
	46 - 55	14%	6%	1%	2%	77%	113
	56 or older	9%	4%	1%	1%	84%	158
State of Residence	New York	3%	5%			92%	147
	Vermont	17%	5%	2%	1%	75%	523
	Other State	25%	6%			69%	52
Gender of Respondent	Women	17%	8%	2%		74%	53
	Men	14%	5%	1%	1%	78%	667
Level of Education	High School or Less	14%	3%	2%		82%	238
	Tech School/Some College	16%	7%	1%	1%	75%	137
	College Degree	15%	8%	1%	2%	74%	218
	Postgraduate Work	12%	3%	4%		80%	91
Household Income	Less than \$50,000	17%	10%	6%		67%	70
	\$50,000-\$74,999	15%	2%	1%	1%	80%	92
	\$75,000-\$99,999	20%	5%	2%	1%	72%	85
	\$100,000-\$149,999	13%	7%	2%	1%	77%	152
	\$150,000-\$199,999	5%	7%	1%		87%	83
	\$200,000 or more	23%	4%		1%	71%	73
Zones Hunted In	Connecticut River Zone	56%	9%	7%	1%	27%	106
	Interior Vermont Zone	18%	7%	1%	1%	73%	378
	Lake Champlain Zone	11%	5%	1%	1%	82%	530
	Northeastern NY Zone	8%	6%		1%	84%	177
Years Hunting Waterfowl	5 Years or less	17%	4%	2%		78%	197
	6 - 10 Years	17%	5%	3%		74%	132
	11 - 20 Years	12%	6%	1%	1%	81%	150
	21 - 30 Years	15%	8%	4%	1%	72%	75
	More than 30 Years	11%	5%		2%	82%	147
Primarily Hunt For	Ducks	11%	6%	1%	1%	80%	282
	Ducks and Geese Equally	19%	5%	2%		74%	341
	Geese	7%	4%	1%	1%	86%	96

S2Q2_1 When do you prefer the opening day of **Canada goose** hunting (regular migratory October-November) season in the following zones? - Lake Champlain Zone

		Second Weekend of October	Third Weekend of October	Fourth Weekend of October	No Preference	N
Overall		45%	6%	4%	46%	777
Age of Respondent	25 or younger	50%	5%	2%	44%	133
	26 - 35	46%	8%	2%	44%	179
	36 - 45	46%	4%	7%	43%	164
	46 - 55	32%	6%	5%	57%	118
	56 or older	46%	6%	3%	44%	183
State of Residence	New York	54%	6%	4%	37%	167
	Vermont	43%	6%	4%	47%	554
	Other State	34%	4%	4%	59%	56
Gender of Respondent	Women	44%	4%	6%	46%	54
	Men	45%	6%	4%	46%	721
Level of Education	High School or Less	46%	5%	3%	46%	256
	Tech School/Some College	51%	4%	4%	41%	148
	College Degree	43%	8%	4%	45%	239
	Postgraduate Work	36%	7%	2%	54%	96
Household Income	Less than \$50,000	51%	8%	4%	37%	75
	\$50,000-\$74,999	46%	2%	1%	51%	90
	\$75,000-\$99,999	43%	8%	1%	48%	98
	\$100,000-\$149,999	45%	4%	4%	47%	163
	\$150,000-\$199,999	46%	6%	4%	43%	93
	\$200,000 or more	40%	9%	9%	42%	77
Zones Hunted In	Connecticut River Zone	32%	5%	3%	60%	94
	Interior Vermont Zone	42%	6%	4%	48%	404
	Lake Champlain Zone	53%	6%	4%	36%	587
	Northeastern NY Zone	55%	6%	5%	34%	197
Years Hunting Waterfowl	5 Years or less	37%	5%	1%	57%	209
	6 - 10 Years	46%	5%	2%	46%	138
	11 - 20 Years	48%	7%	3%	42%	168
	21 - 30 Years	56%	5%	9%	30%	79
	More than 30 Years	47%	7%	6%	40%	162
Primarily Hunt For	Ducks	40%	6%	5%	49%	310
	Ducks and Geese Equally	50%	7%	3%	40%	360
	Geese	38%	3%	2%	57%	103

S2Q2_2 When do you prefer the opening day of **Canada goose** hunting (regular migratory October-November) season in the following zones? - Interior Vermont Zone

		Second Weekend of October	Third Weekend of October	Fourth Weekend of October	No Preference	N
Overall		40%	5%	2%	53%	749
Age of Respondent	25 or younger	49%	4%	1%	46%	134
	26 - 35	37%	6%	1%	56%	174
	36 - 45	42%	4%	4%	49%	158
	46 - 55	31%	7%		62%	116
	56 or older	40%	6%	1%	53%	167
State of Residence	New York	11%	3%		86%	149
	Vermont	48%	6%	2%	44%	545
	Other State	40%	2%	2%	56%	55
Gender of Respondent	Women	47%	6%	2%	45%	53
	Men	39%	5%	2%	54%	694
Level of Education	High School or Less	43%	4%	2%	51%	253
	Tech School/Some College	41%	7%	1%	51%	139
	College Degree	39%	4%	2%	54%	228
	Postgraduate Work	32%	9%	2%	58%	92
Household Income	Less than \$50,000	48%	5%	3%	44%	73
	\$50,000-\$74,999	39%	2%	1%	57%	89
	\$75,000-\$99,999	47%	6%	2%	44%	93
	\$100,000-\$149,999	39%	6%		56%	158
	\$150,000-\$199,999	34%	6%	1%	59%	85
	\$200,000 or more	37%	9%	5%	49%	76
Zones Hunted In	Connecticut River Zone	49%	9%	3%	39%	94
	Interior Vermont Zone	55%	8%	2%	35%	412
	Lake Champlain Zone	38%	4%	2%	56%	552
	Northeastern NY Zone	27%	4%	2%	67%	180
Years Hunting Waterfowl	5 Years or less	35%	4%	1%	60%	205
	6 - 10 Years	45%	6%	1%	49%	137
	11 - 20 Years	44%	5%	1%	49%	156
	21 - 30 Years	42%	3%	4%	51%	76
	More than 30 Years	41%	7%	1%	51%	154
Primarily Hunt For	Ducks	31%	4%	2%	63%	297
	Ducks and Geese Equally	48%	6%	2%	44%	348
	Geese	38%	7%	1%	54%	100

S2Q2_3 When do you prefer the opening day of **Canada goose** hunting (regular migratory October-November) season in the following zones? - Connecticut River Zone

		Second Weekend of October	Third Weekend of October	Fourth Weekend of October	No Preference	N
Overall		17%	3%	1%	79%	722
Age of Respondent	25 or younger	24%	2%		74%	128
	26 - 35	17%	4%	2%	78%	170
	36 - 45	17%	1%	2%	79%	156
	46 - 55	13%	4%		82%	113
	56 or older	15%	3%		83%	155
State of Residence	New York	6%	2%		92%	145
	Vermont	19%	3%	1%	77%	524
	Other State	30%		2%	68%	53
Gender of Respondent	Women	19%	2%	2%	77%	53
	Men	17%	3%	1%	79%	667
Level of Education	High School or Less	18%	3%	0%	79%	239
	Tech School/Some College	20%	4%	1%	76%	135
	College Degree	18%	2%	1%	78%	218
	Postgraduate Work	13%	3%	1%	83%	92
Household Income	Less than \$50,000	29%	6%	1%	64%	69
	\$50,000-\$74,999	19%	1%	2%	77%	88
	\$75,000-\$99,999	22%	2%		75%	89
	\$100,000-\$149,999	16%	5%		79%	153
	\$150,000-\$199,999	9%	1%		90%	82
	\$200,000 or more	20%	1%	4%	74%	74
Zones Hunted In	Connecticut River Zone	53%	9%	4%	34%	103
	Interior Vermont Zone	20%	3%	1%	75%	379
	Lake Champlain Zone	14%	2%	1%	84%	528
	Northeastern NY Zone	11%	3%	1%	84%	174
Years Hunting Waterfowl	5 Years or less	21%	2%	0%	76%	201
	6 - 10 Years	21%	4%		75%	135
	11 - 20 Years	13%	3%	1%	83%	144
	21 - 30 Years	15%	1%	3%	81%	74
	More than 30 Years	15%	2%	1%	82%	147
Primarily Hunt For	Ducks	11%	2%	1%	86%	282
	Ducks and Geese Equally	22%	3%	1%	74%	340
	Geese	20%	2%	1%	77%	97

S2Q3 Would you prefer the opening of duck hunting season in different zones to be on the same day or on different days?

		Open on the same day	Open on different days	No preference	N
Overall		47%	24%	29%	722
Age of Respondent	25 or younger	51%	20%	29%	122
	26 - 35	44%	27%	29%	160
	36 - 45	48%	24%	28%	139
	46 - 55	45%	24%	31%	111
	56 or older	46%	24%	29%	180
State of Residence	New York	30%	50%	20%	148
	Vermont	53%	18%	29%	506
	Other State	38%	10%	52%	58
Gender of Respondent	Women	43%	24%	33%	49
	Men	47%	24%	29%	661
Level of Education	High School or Less	48%	23%	29%	231
	Tech School/Some College	50%	22%	28%	139
	College Degree	48%	24%	28%	225
	Postgraduate Work	33%	31%	36%	84
Household Income	Less than \$50,000	41%	23%	36%	66
	\$50,000-\$74,999	45%	24%	31%	89
	\$75,000-\$99,999	54%	24%	23%	93
	\$100,000-\$149,999	51%	24%	25%	144
	\$150,000-\$199,999	43%	33%	24%	86
	\$200,000 or more	39%	26%	36%	70
Zones Hunted In	Connecticut River Zone	51%	27%	23%	97
	Interior Vermont Zone	54%	20%	26%	370
	Lake Champlain Zone	44%	28%	27%	524
	Northeastern NY Zone	35%	48%	17%	172
Years Hunting Waterfowl	5 Years or less	44%	23%	33%	193
	6 - 10 Years	48%	19%	33%	126
	11 - 20 Years	53%	22%	25%	154
	21 - 30 Years	42%	27%	30%	73
	More than 30 Years	45%	30%	25%	150
Primarily Hunt For	Ducks	43%	30%	27%	287
	Ducks and Geese Equally	49%	22%	29%	328
	Geese	51%	12%	38%	93

S2Q4_1 Which month would you prefer to have the most duck hunting days open in the following zones? - Lake Champlain Zone

		October	November	December	No Preference	N
Overall		36%	24%	15%	26%	781
Age of Respondent	25 or younger	36%	22%	11%	31%	135
	26 - 35	34%	27%	16%	23%	179
	36 - 45	35%	25%	16%	23%	165
	46 - 55	32%	20%	15%	33%	117
	56 or older	41%	23%	14%	23%	185
State of Residence	New York	35%	33%	20%	12%	170
	Vermont	36%	22%	13%	29%	554
	Other State	35%	14%	14%	37%	57
Gender of Respondent	Women	47%	15%	5%	33%	55
	Men	35%	24%	15%	25%	724
Level of Education	High School or Less	40%	21%	13%	27%	258
	Tech School/Some College	33%	24%	17%	26%	150
	College Degree	35%	26%	16%	24%	238
	Postgraduate Work	31%	27%	13%	29%	97
Household Income	Less than \$50,000	39%	20%	13%	28%	76
	\$50,000-\$74,999	36%	25%	8%	32%	92
	\$75,000-\$99,999	40%	20%	14%	25%	99
	\$100,000-\$149,999	38%	25%	13%	24%	164
	\$150,000-\$199,999	34%	25%	22%	19%	89
	\$200,000 or more	27%	27%	24%	22%	78
Zones Hunted In	Connecticut River Zone	31%	10%	10%	48%	97
	Interior Vermont Zone	34%	23%	12%	31%	404
	Lake Champlain Zone	38%	29%	18%	15%	590
	Northeastern NY Zone	38%	31%	20%	12%	198
Years Hunting Waterfowl	5 Years or less	38%	19%	9%	33%	211
	6 - 10 Years	31%	26%	10%	33%	138
	11 - 20 Years	35%	26%	13%	25%	167
	21 - 30 Years	39%	25%	26%	10%	80
	More than 30 Years	35%	26%	21%	18%	164
Primarily Hunt For	Ducks	35%	26%	18%	21%	311
	Ducks and Geese Equally	37%	24%	15%	24%	362
	Geese	35%	13%	3%	49%	104

S2Q4_2 Which month would you prefer to have the most duck hunting days open in the following zones? - Interior Vermont Zone

		October	November	December	No Preference	N
Overall		39%	15%	6%	40%	758
Age of Respondent	25 or younger	41%	13%	6%	40%	137
	26 - 35	35%	16%	7%	41%	177
	36 - 45	37%	18%	7%	38%	158
	46 - 55	38%	16%	4%	43%	114
	56 or older	45%	11%	4%	40%	172
State of Residence	New York	11%	7%	2%	80%	148
	Vermont	47%	18%	6%	29%	551
	Other State	39%	3%	8%	49%	59
Gender of Respondent	Women	40%	15%	4%	42%	53
	Men	39%	15%	6%	40%	703
Level of Education	High School or Less	43%	15%	6%	37%	252
	Tech School/Some College	40%	13%	6%	42%	141
	College Degree	36%	16%	6%	41%	234
	Postgraduate Work	39%	11%	3%	47%	93
Household Income	Less than \$50,000	41%	12%	8%	39%	75
	\$50,000-\$74,999	39%	16%	2%	42%	92
	\$75,000-\$99,999	47%	13%	8%	32%	93
	\$100,000-\$149,999	43%	16%	4%	37%	161
	\$150,000-\$199,999	31%	17%	9%	42%	86
	\$200,000 or more	34%	17%	4%	45%	76
Zones Hunted In	Connecticut River Zone	48%	16%	5%	30%	99
	Interior Vermont Zone	53%	21%	8%	18%	417
	Lake Champlain Zone	33%	17%	6%	45%	556
	Northeastern NY Zone	26%	10%	3%	60%	181
Years Hunting Waterfowl	5 Years or less	38%	14%	4%	45%	210
	6 - 10 Years	39%	12%	7%	42%	137
	11 - 20 Years	37%	15%	7%	40%	155
	21 - 30 Years	40%	15%	10%	35%	78
	More than 30 Years	44%	17%	4%	36%	157
Primarily Hunt For	Ducks	38%	15%	5%	43%	303
	Ducks and Geese Equally	41%	17%	7%	35%	352
	Geese	37%	7%	3%	53%	99

S2Q4_3 Which month would you prefer to have the most duck hunting days open in the following zones? - Connecticut River Zone

		October	November	December	No Preference	N
Overall		19%	6%	3%	72%	723
Age of Respondent	25 or younger	19%	6%	2%	72%	130
	26 - 35	20%	8%	6%	66%	173
	36 - 45	21%	6%	3%	70%	155
	46 - 55	17%	5%	3%	75%	111
	56 or older	17%	3%	3%	78%	154
State of Residence	New York	6%	2%	1%	91%	141
	Vermont	22%	7%	3%	68%	527
	Other State	27%	7%	7%	58%	55
Gender of Respondent	Women	23%	6%		72%	53
	Men	19%	6%	3%	72%	668
Level of Education	High School or Less	19%	5%	3%	73%	237
	Tech School/Some College	21%	9%	2%	68%	136
	College Degree	20%	6%	4%	71%	222
	Postgraduate Work	14%	3%	5%	77%	91
Household Income	Less than \$50,000	26%	7%	6%	61%	69
	\$50,000-\$74,999	19%	7%	1%	73%	90
	\$75,000-\$99,999	23%	8%	7%	63%	92
	\$100,000-\$149,999	20%	4%	3%	73%	157
	\$150,000-\$199,999	16%	5%	3%	76%	79
	\$200,000 or more	20%	7%	1%	72%	74
Zones Hunted In	Connecticut River Zone	54%	17%	11%	18%	106
	Interior Vermont Zone	21%	8%	3%	68%	382
	Lake Champlain Zone	13%	4%	2%	80%	527
	Northeastern NY Zone	13%	3%	2%	82%	174
Years Hunting Waterfowl	5 Years or less	25%	6%	2%	67%	206
	6 - 10 Years	18%	8%	3%	70%	132
	11 - 20 Years	14%	5%	5%	76%	148
	21 - 30 Years	19%	5%	5%	70%	73
	More than 30 Years	16%	3%	3%	78%	144
Primarily Hunt For	Ducks	15%	6%	3%	76%	283
	Ducks and Geese Equally	20%	6%	4%	69%	339
	Geese	26%	4%	1%	69%	97

S2Q5_1 Do you prefer a straight or split duck season in the following zones? - Lake Champlain Zone

		Split	Straight	No Preference	N
Overall		39%	35%	26%	756
Age of Respondent	25 or younger	37%	37%	27%	134
	26 - 35	43%	33%	24%	175
	36 - 45	40%	35%	25%	156
	46 - 55	37%	37%	26%	115
	56 or older	39%	34%	27%	176
State of Residence	New York	48%	37%	14%	161
	Vermont	36%	36%	29%	540
	Other State	49%	20%	31%	55
Gender of Respondent	Women	28%	37%	35%	54
	Men	40%	35%	25%	700
Level of Education	High School or Less	38%	34%	28%	249
	Tech School/Some College	41%	37%	22%	143
	College Degree	44%	33%	22%	236
	Postgraduate Work	34%	31%	35%	91
Household Income	Less than \$50,000	50%	24%	26%	70
	\$50,000-\$74,999	32%	35%	33%	94
	\$75,000-\$99,999	40%	34%	27%	98
	\$100,000-\$149,999	35%	39%	26%	153
	\$150,000-\$199,999	51%	30%	19%	89
	\$200,000 or more	45%	34%	21%	73
Zones Hunted In	Connecticut River Zone	27%	30%	44%	94
	Interior Vermont Zone	39%	32%	29%	391
	Lake Champlain Zone	48%	36%	16%	568
	Northeastern NY Zone	51%	35%	14%	190
Years Hunting Waterfowl	5 Years or less	31%	31%	37%	204
	6 - 10 Years	37%	38%	25%	138
	11 - 20 Years	42%	38%	20%	157
	21 - 30 Years	44%	39%	17%	77
	More than 30 Years	50%	30%	20%	160
Primarily Hunt For	Ducks	44%	36%	20%	301
	Ducks and Geese Equally	42%	34%	24%	350
	Geese	18%	37%	46%	101

S2Q5_2 Do you prefer a straight or split duck season in the following zones? - Interior Vermont Zone

		Split	Straight	No Preference	N
Overall		19%	44%	38%	735
Age of Respondent	25 or younger	17%	46%	38%	136
	26 - 35	26%	37%	37%	172
	36 - 45	18%	45%	37%	150
	46 - 55	20%	46%	34%	111
	56 or older	12%	46%	42%	166
State of Residence	New York	13%	13%	74%	143
	Vermont	19%	54%	27%	534
	Other State	29%	28%	43%	58
Gender of Respondent	Women	9%	43%	47%	53
	Men	19%	44%	37%	680
Level of Education	High School or Less	23%	43%	34%	244
	Tech School/Some College	17%	49%	34%	134
	College Degree	19%	42%	40%	231
	Postgraduate Work	12%	40%	47%	89
Household Income	Less than \$50,000	20%	43%	36%	69
	\$50,000-\$74,999	16%	40%	44%	93
	\$75,000-\$99,999	19%	46%	35%	96
	\$100,000-\$149,999	17%	50%	33%	149
	\$150,000-\$199,999	25%	36%	39%	83
	\$200,000 or more	19%	40%	40%	72
Zones Hunted In	Connecticut River Zone	22%	52%	26%	96
	Interior Vermont Zone	22%	61%	17%	401
	Lake Champlain Zone	20%	38%	42%	536
	Northeastern NY Zone	16%	26%	58%	177
Years Hunting Waterfowl	5 Years or less	19%	36%	46%	204
	6 - 10 Years	21%	44%	35%	136
	11 - 20 Years	17%	50%	34%	149
	21 - 30 Years	20%	52%	28%	71
	More than 30 Years	18%	45%	37%	155
Primarily Hunt For	Ducks	18%	45%	37%	296
	Ducks and Geese Equally	21%	44%	35%	339
	Geese	10%	40%	49%	97

S2Q5_3 Do you prefer a straight or split **duck** season in the following zones? - Connecticut River Zone

		Split	Straight	No Preference	N
Overall		11%	20%	68%	709
Age of Respondent	25 or younger	9%	24%	67%	130
	26 - 35	18%	17%	64%	166
	36 - 45	10%	19%	71%	150
	46 - 55	11%	29%	60%	111
	56 or older	8%	16%	76%	152
State of Residence	New York	9%	8%	83%	139
	Vermont	10%	25%	65%	516
	Other State	30%	13%	57%	54
Gender of Respondent	Women	6%	16%	78%	51
	Men	12%	21%	67%	656
Level of Education	High School or Less	12%	21%	67%	234
	Tech School/Some College	13%	26%	61%	127
	College Degree	12%	18%	70%	225
	Postgraduate Work	8%	15%	77%	86
Household Income	Less than \$50,000	14%	25%	62%	65
	\$50,000-\$74,999	14%	19%	67%	90
	\$75,000-\$99,999	11%	23%	67%	93
	\$100,000-\$149,999	11%	20%	69%	148
	\$150,000-\$199,999	13%	15%	72%	78
	\$200,000 or more	14%	17%	69%	71
Zones Hunted In	Connecticut River Zone	30%	52%	18%	100
	Interior Vermont Zone	12%	24%	65%	372
	Lake Champlain Zone	10%	14%	76%	517
	Northeastern NY Zone	9%	12%	79%	170
Years Hunting Waterfowl	5 Years or less	14%	22%	65%	199
	6 - 10 Years	14%	23%	63%	132
	11 - 20 Years	11%	16%	73%	141
	21 - 30 Years	11%	24%	65%	72
	More than 30 Years	8%	18%	74%	145
Primarily Hunt For	Ducks	12%	17%	71%	279
	Ducks and Geese Equally	12%	21%	67%	332
	Geese	7%	31%	62%	95

S2Q6_1 Do you prefer a straight or split Canada goose season in the following zones? - Lake Champlain Zone

		Split	Straight	No Preference	N
Overall		30%	38%	32%	784
Age of Respondent	25 or younger	31%	38%	31%	136
	26 - 35	32%	35%	32%	179
	36 - 45	30%	41%	30%	165
	46 - 55	22%	40%	38%	119
	56 or older	31%	37%	32%	185
State of Residence	New York	35%	40%	25%	169
	Vermont	27%	39%	34%	558
	Other State	39%	21%	40%	57
Gender of Respondent	Women	13%	44%	44%	55
	Men	31%	38%	31%	727
Level of Education	High School or Less	32%	39%	29%	257
	Tech School/Some College	33%	37%	30%	151
	College Degree	30%	38%	32%	241
	Postgraduate Work	22%	35%	43%	97
Household Income	Less than \$50,000	29%	36%	35%	75
	\$50,000-\$74,999	28%	35%	37%	95
	\$75,000-\$99,999	34%	36%	29%	99
	\$100,000-\$149,999	26%	40%	34%	163
	\$150,000-\$199,999	35%	41%	24%	93
	\$200,000 or more	34%	38%	29%	77
Zones Hunted In	Connecticut River Zone	24%	27%	48%	99
	Interior Vermont Zone	30%	35%	35%	406
	Lake Champlain Zone	34%	41%	25%	589
	Northeastern NY Zone	35%	40%	25%	198
Years Hunting Waterfowl	5 Years or less	22%	35%	42%	210
	6 - 10 Years	35%	37%	28%	139
	11 - 20 Years	32%	43%	26%	167
	21 - 30 Years	38%	35%	27%	82
	More than 30 Years	32%	39%	29%	165
Primarily Hunt For	Ducks	27%	32%	40%	312
	Ducks and Geese Equally	34%	41%	26%	364
	Geese	22%	47%	31%	104

S2Q6_2 Do you prefer a straight or split **Canada goose** season in the following zones? - Interior Vermont Zone

		Split	Straight	No Preference	N
Overall		19%	39%	42%	763
Age of Respondent	25 or younger	24%	36%	40%	138
	26 - 35	23%	32%	45%	176
	36 - 45	19%	42%	38%	159
	46 - 55	14%	43%	43%	114
	56 or older	13%	42%	45%	176
State of Residence	New York	9%	14%	78%	148
	Vermont	20%	47%	32%	556
	Other State	27%	22%	51%	59
Gender of Respondent	Women	9%	41%	50%	54
	Men	19%	39%	42%	707
Level of Education	High School or Less	24%	40%	36%	254
	Tech School/Some College	20%	43%	37%	142
	College Degree	17%	37%	46%	234
	Postgraduate Work	11%	34%	54%	96
Household Income	Less than \$50,000	21%	37%	41%	75
	\$50,000-\$74,999	17%	38%	45%	93
	\$75,000-\$99,999	21%	45%	34%	96
	\$100,000-\$149,999	17%	41%	42%	160
	\$150,000-\$199,999	20%	34%	46%	87
	\$200,000 or more	18%	37%	45%	76
Zones Hunted In	Connecticut River Zone	25%	46%	30%	101
	Interior Vermont Zone	25%	51%	24%	416
	Lake Champlain Zone	19%	34%	47%	558
	Northeastern NY Zone	16%	22%	62%	181
Years Hunting Waterfowl	5 Years or less	19%	32%	49%	213
	6 - 10 Years	22%	41%	37%	137
	11 - 20 Years	19%	44%	37%	158
	21 - 30 Years	18%	43%	39%	77
	More than 30 Years	17%	40%	43%	159
Primarily Hunt For	Ducks	15%	33%	52%	307
	Ducks and Geese Equally	23%	41%	36%	350
	Geese	15%	50%	35%	102

S2Q6_3 Do you prefer a straight or split **Canada goose** season in the following zones? - Connecticut River Zone

		Split	Straight	No Preference	N
Overall		11%	20%	69%	729
Age of Respondent	25 or younger	17%	18%	65%	130
	26 - 35	13%	20%	66%	172
	36 - 45	9%	21%	70%	157
	46 - 55	8%	24%	68%	113
	56 or older	7%	17%	76%	157
State of Residence	New York	6%	8%	85%	144
	Vermont	11%	23%	66%	530
	Other State	25%	16%	58%	55
Gender of Respondent	Women	4%	19%	78%	54
	Men	11%	20%	69%	673
Level of Education	High School or Less	13%	20%	67%	237
	Tech School/Some College	13%	26%	61%	136
	College Degree	11%	18%	71%	226
	Postgraduate Work	5%	16%	79%	95
Household Income	Less than \$50,000	13%	22%	64%	67
	\$50,000-\$74,999	13%	18%	69%	90
	\$75,000-\$99,999	11%	24%	65%	94
	\$100,000-\$149,999	12%	20%	69%	156
	\$150,000-\$199,999	9%	14%	78%	81
	\$200,000 or more	11%	20%	70%	76
Zones Hunted In	Connecticut River Zone	28%	50%	22%	106
	Interior Vermont Zone	12%	23%	65%	386
	Lake Champlain Zone	9%	14%	77%	531
	Northeastern NY Zone	10%	10%	80%	174
Years Hunting Waterfowl	5 Years or less	12%	21%	67%	209
	6 - 10 Years	17%	23%	61%	132
	11 - 20 Years	9%	20%	70%	149
	21 - 30 Years	9%	21%	70%	76
	More than 30 Years	7%	15%	78%	144
Primarily Hunt For	Ducks	8%	15%	77%	289
	Ducks and Geese Equally	13%	20%	66%	341
	Geese	9%	33%	57%	96

S2Q7 If the duck season is split, what is your preference for the end date of the season?

		Last Week of November	Early December	Mid-December	End of December	No Preference	N
Overall		8%	9%	15%	49%	20%	799
Age of Respondent	25 or younger	7%	5%	13%	57%	17%	138
	26 - 35	6%	8%	13%	55%	18%	178
	36 - 45	8%	7%	13%	52%	19%	166
	46 - 55	6%	10%	18%	47%	20%	123
	56 or older	11%	12%	17%	36%	23%	194
State of Residence	New York	8%	9%	17%	52%	14%	168
	Vermont	7%	9%	14%	49%	21%	569
	Other State	13%	8%	15%	47%	18%	62
Gender of Respondent	Women	16%	11%	11%	33%	29%	55
	Men	7%	8%	15%	50%	19%	742
Level of Education	High School or Less	7%	6%	14%	52%	21%	263
	Tech School/Some College	7%	9%	18%	48%	18%	153
	College Degree	8%	10%	16%	51%	15%	246
	Postgraduate Work	12%	10%	13%	42%	23%	100
Household Income	Less than \$50,000	6%	12%	18%	49%	15%	78
	\$50,000-\$74,999	11%	5%	16%	50%	18%	94
	\$75,000-\$99,999	11%	5%	14%	52%	18%	101
	\$100,000-\$149,999	7%	9%	19%	47%	18%	165
	\$150,000-\$199,999	5%	10%	19%	52%	14%	94
	\$200,000 or more	13%	9%	9%	51%	19%	79
Zones Hunted In	Connecticut River Zone	7%	7%	19%	49%	19%	107
	Interior Vermont Zone	8%	8%	14%	49%	20%	416
	Lake Champlain Zone	5%	9%	15%	54%	16%	589
	Northeastern NY Zone	6%	8%	17%	58%	12%	196
Years Hunting Waterfowl	5 Years or less	11%	8%	14%	43%	24%	219
	6 - 10 Years	6%	4%	14%	54%	23%	141
	11 - 20 Years	6%	12%	13%	54%	15%	168
	21 - 30 Years	6%	8%	19%	54%	12%	83
	More than 30 Years	8%	9%	18%	49%	15%	169
Primarily Hunt For	Ducks	9%	10%	15%	52%	14%	319
	Ducks and Geese Equally	7%	8%	15%	53%	18%	369
	Geese	8%	9%	13%	28%	41%	107

S2Q8 How much of a conflict is it when fishing tournaments are held during duck season on Lake Champlain?

		Not a conflict	Somewhat of a conflict	So much of a conflict I won't hunt	N
Overall		54%	39%	7%	582
Age of Respondent	25 or younger	54%	43%	3%	95
	26 - 35	53%	40%	6%	141
	36 - 45	61%	31%	8%	124
	46 - 55	48%	44%	7%	81
	56 or older	51%	40%	9%	141
State of Residence	New York	56%	39%	6%	163
	Vermont	53%	39%	8%	385
	Other State	56%	38%	6%	34
Gender of Respondent	Women	34%	40%	26%	35
	Men	55%	39%	6%	545
Level of Education	High School or Less	49%	43%	8%	190
	Tech School/Some College	53%	40%	7%	107
	College Degree	58%	35%	7%	184
	Postgraduate Work	54%	39%	7%	70
Household Income	Less than \$50,000	54%	44%	2%	57
	\$50,000-\$74,999	52%	37%	11%	65
	\$75,000-\$99,999	50%	41%	9%	68
	\$100,000-\$149,999	57%	36%	6%	124
	\$150,000-\$199,999	53%	41%	5%	73
	\$200,000 or more	55%	35%	10%	60
Zones Hunted In	Connecticut River Zone	52%	45%	3%	33
	Interior Vermont Zone	54%	40%	7%	239
	Lake Champlain Zone	54%	39%	7%	582
	Northeastern NY Zone	57%	36%	7%	183
Years Hunting Waterfowl	5 Years or less	57%	37%	6%	138
	6 - 10 Years	54%	41%	5%	93
	11 - 20 Years	58%	37%	5%	131
	21 - 30 Years	46%	46%	7%	71
	More than 30 Years	50%	39%	10%	135
Primarily Hunt For	Ducks	57%	36%	7%	239
	Ducks and Geese Equally	50%	43%	7%	276
	Geese	56%	34%	9%	64

S2Q9 Where do you learn about any changes to the waterfowl hunting regulations? (Select all that apply)

		Waterfowl syllabus	Newspaper	Fish and Wildlife Agency Websites	Fish and Wildlife Agency Official Social Media Accounts
Overall		68%	5%	61%	17%
Age of Respondent	25 or younger	66%	4%	59%	29%
	26 - 35	61%	1%	67%	18%
	36 - 45	69%	7%	64%	18%
	46 - 55	73%	4%	59%	19%
	56 or older	69%	8%	56%	7%
State of Residence	New York	39%	6%	77%	20%
	Vermont	78%	5%	55%	17%
	Other State	52%	3%	74%	13%
Gender of Respondent	Women	63%	2%	63%	30%
	Men	68%	5%	61%	16%
Level of Education	High School or Less	67%	6%	57%	20%
	Tech School/Some College	74%	3%	62%	19%
	College Degree	68%	4%	63%	18%
	Postgraduate Work	59%	7%	68%	9%
Household Income	Less than \$50,000	65%	6%	60%	28%
	\$50,000-\$74,999	67%	3%	68%	14%
	\$75,000-\$99,999	70%	7%	60%	17%
	\$100,000-\$149,999	71%	4%	61%	21%
	\$150,000-\$199,999	67%	2%	64%	14%
	\$200,000 or more	61%	5%	63%	15%
Zones Hunted In	Connecticut River Zone	76%	7%	63%	20%
	Interior Vermont Zone	79%	5%	56%	17%
	Lake Champlain Zone	66%	4%	62%	18%
	Northeastern NY Zone	53%	5%	73%	22%
Years Hunting Waterfowl	5 Years or less	54%	4%	71%	21%
	6 - 10 Years	72%	3%	64%	22%
	11 - 20 Years	68%	5%	59%	19%
	21 - 30 Years	75%	6%	59%	13%
	More than 30 Years	76%	8%	51%	10%
Primarily Hunt For	Ducks	68%	3%	58%	14%
	Ducks and Geese Equally	71%	7%	62%	21%
	Geese	54%	3%	67%	15%

S2Q9 Where do you learn about any changes to the waterfowl hunting regulations? (Select all that apply)

		Other Social Media Accounts	Family/Friends/ Hunting Partners	Community/Word of Mouth	Other	N
Overall		10%	37%	18%	4%	800
Age of Respondent	25 or younger	16%	52%	29%	5%	137
	26 - 35	15%	42%	24%	4%	179
	36 - 45	9%	27%	17%	3%	166
	46 - 55	10%	31%	15%	2%	123
	56 or older	4%	32%	9%	4%	195
State of Residence	New York	12%	35%	19%	5%	170
	Vermont	11%	36%	18%	4%	568
	Other State	3%	42%	19%	2%	62
Gender of Respondent	Women	7%	29%	14%	4%	56
	Men	11%	37%	19%	4%	742
Level of Education	High School or Less	15%	42%	25%	5%	261
	Tech School/Some College	7%	39%	16%	4%	154
	College Degree	11%	34%	18%	4%	247
	Postgraduate Work	6%	29%	9%	2%	100
Household Income	Less than \$50,000	10%	44%	22%	3%	78
	\$50,000-\$74,999	8%	45%	20%	6%	95
	\$75,000-\$99,999	10%	44%	20%	2%	101
	\$100,000-\$149,999	12%	35%	19%	4%	165
	\$150,000-\$199,999	9%	31%	19%	3%	95
	\$200,000 or more	9%	29%	18%	3%	80
Zones Hunted In	Connecticut River Zone	8%	38%	19%	4%	107
	Interior Vermont Zone	11%	36%	19%	4%	416
	Lake Champlain Zone	12%	37%	18%	4%	590
	Northeastern NY Zone	13%	35%	17%	4%	199
Years Hunting Waterfowl	5 Years or less	9%	42%	24%	2%	217
	6 - 10 Years	12%	43%	21%	4%	142
	11 - 20 Years	15%	37%	21%	5%	168
	21 - 30 Years	11%	27%	11%	1%	83
	More than 30 Years	6%	31%	11%	6%	170
Primarily Hunt For	Ducks	8%	36%	19%	4%	321
	Ducks and Geese Equally	13%	39%	18%	5%	369
	Geese	8%	29%	20%	1%	106

S3Q1 Which type of land do you hunt **most often** for waterfowl?

		Private land owned by me	Private land owned by someone who gave permission	Private land under lease	Public Federal land/water	Public State land/water	Other	N
Overall		5%	31%	1%	8%	54%	2%	798
Age of Respondent	25 or younger	4%	32%	1%	7%	56%	1%	138
	26 - 35	3%	25%	1%	6%	64%	1%	177
	36 - 45	4%	28%	1%	10%	54%	4%	166
	46 - 55	7%	31%		8%	53%	1%	122
	56 or older	6%	39%	1%	8%	44%	3%	195
State of Residence	New York	4%	25%	1%	5%	64%	2%	168
	Vermont	5%	33%	1%	9%	50%	2%	568
	Other State	3%	27%		8%	60%	2%	62
Gender of Respondent	Women	11%	42%		11%	34%	2%	53
	Men	4%	30%	1%	8%	55%	2%	743
Level of Education	High School or Less	5%	36%		10%	48%	3%	263
	Tech School/Some College	4%	39%	1%	8%	47%	1%	156
	College Degree	4%	21%	0%	7%	65%	2%	246
	Postgraduate Work	6%	34%	1%	3%	53%	3%	100
Household Income	Less than \$50,000	3%	28%		8%	58%	4%	79
	\$50,000-\$74,999	5%	23%		7%	62%	2%	95
	\$75,000-\$99,999	4%	42%		6%	48%	1%	101
	\$100,000-\$149,999	3%	35%	1%	10%	51%		165
	\$150,000-\$199,999	4%	29%	1%	12%	49%	4%	95
	\$200,000 or more	8%	29%		4%	58%	3%	80
Zones Hunted In	Connecticut River Zone	1%	30%		4%	64%	1%	107
	Interior Vermont Zone	5%	32%	1%	7%	54%	1%	414
	Lake Champlain Zone	4%	27%	1%	9%	57%	2%	587
	Northeastern NY Zone	6%	23%	2%	6%	61%	3%	197
Years Hunting Waterfowl	5 Years or less	2%	39%	0%	4%	54%	0%	220
	6 - 10 Years	4%	28%		8%	59%	1%	142
	11 - 20 Years	5%	28%	1%	12%	49%	4%	168
	21 - 30 Years	5%	21%	1%	11%	59%	4%	82
	More than 30 Years	6%	31%	1%	6%	53%	2%	170
Primarily Hunt For	Ducks	5%	24%		9%	60%	2%	321
	Ducks and Geese Equally	3%	28%	1%	8%	58%	2%	367
	Geese	8%	64%	2%	2%	22%	3%	106

S3Q2 When hunting waterfowl on **public** lands, how would you best describe, on average, the amount of other people hunting waterfowl on the same lands?

		Not enough hunters around me	Some hunters around but not enough to make my experience worse	Enough hunters around that my experience starts to decline
Overall		7%	50%	27%
Age of Respondent	25 or younger	7%	51%	28%
	26 - 35	7%	54%	27%
	36 - 45	4%	48%	28%
	46 - 55	10%	52%	25%
	56 or older	7%	45%	27%
State of Residence	New York	6%	52%	31%
	Vermont	7%	48%	27%
	Other State	8%	58%	11%
Gender of Respondent	Women	8%	51%	23%
	Men	7%	50%	27%
Level of Education	High School or Less	6%	49%	25%
	Tech School/Some College	12%	44%	28%
	College Degree	5%	53%	30%
	Postgraduate Work	4%	58%	19%
Household Income	Less than \$50,000	1%	58%	28%
	\$50,000-\$74,999	12%	51%	22%
	\$75,000-\$99,999	6%	44%	27%
	\$100,000-\$149,999	7%	49%	32%
	\$150,000-\$199,999	4%	55%	22%
	\$200,000 or more	6%	55%	21%
Zones Hunted In	Connecticut River Zone	8%	56%	22%
	Interior Vermont Zone	8%	49%	25%
	Lake Champlain Zone	5%	49%	31%
	Northeastern NY Zone	6%	53%	29%
Years Hunting Waterfowl	5 Years or less	8%	50%	22%
	6 - 10 Years	6%	55%	27%
	11 - 20 Years	5%	51%	27%
	21 - 30 Years	4%	49%	30%
	More than 30 Years	8%	45%	30%
Primarily Hunt For	Ducks	7%	49%	28%
	Ducks and Geese Equally	6%	53%	29%
	Geese	8%	41%	15%

S3Q2 When hunting waterfowl on **public** lands, how would you best describe, on average, the amount of other people hunting waterfowl on the same lands?

		So many hunters that my experience is barely worth making the trip	So many hunters that I will leave or not come back	I do not hunt on public lands	N
Overall		4%	2%	11%	796
Age of Respondent	25 or younger	2%	1%	11%	138
	26 - 35	3%	2%	7%	177
	36 - 45	7%	2%	10%	164
	46 - 55	5%	1%	8%	122
	56 or older	2%	2%	18%	195
State of Residence	New York	1%		9%	170
	Vermont	4%	2%	11%	564
	Other State	3%		19%	62
Gender of Respondent	Women	2%	4%	13%	53
	Men	4%	2%	11%	741
Level of Education	High School or Less	4%	2%	14%	263
	Tech School/Some College	5%	3%	9%	156
	College Degree	3%	1%	9%	245
	Postgraduate Work	2%		17%	99
Household Income	Less than \$50,000	1%	6%	5%	79
	\$50,000-\$74,999	3%		13%	95
	\$75,000-\$99,999	4%	1%	19%	101
	\$100,000-\$149,999	2%	2%	8%	165
	\$150,000-\$199,999	7%		12%	95
	\$200,000 or more	4%	3%	11%	80
Zones Hunted In	Connecticut River Zone	3%	1%	9%	107
	Interior Vermont Zone	5%	2%	11%	413
	Lake Champlain Zone	4%	2%	9%	585
	Northeastern NY Zone	5%	1%	7%	198
Years Hunting Waterfowl	5 Years or less	1%	0%	18%	220
	6 - 10 Years	4%	2%	5%	142
	11 - 20 Years	4%	2%	10%	167
	21 - 30 Years	5%	4%	9%	82
	More than 30 Years	5%	1%	10%	169
Primarily Hunt For	Ducks	4%	1%	10%	320
	Ducks and Geese Equally	4%	2%	6%	366
	Geese	1%	4%	32%	106

S3Q3 How often do you hunt from stationary blinds on public waters or waterways?

		Often	Sometimes	Rarely	Never	N
Overall		20%	26%	27%	28%	709
Age of Respondent	25 or younger	18%	24%	26%	32%	123
	26 - 35	18%	28%	30%	24%	166
	36 - 45	19%	27%	30%	25%	149
	46 - 55	15%	21%	30%	34%	113
	56 or older	29%	26%	18%	27%	158
State of Residence	New York	16%	21%	26%	37%	155
	Vermont	20%	27%	27%	26%	504
	Other State	30%	28%	26%	16%	50
Gender of Respondent	Women	11%	26%	30%	33%	46
	Men	21%	26%	26%	27%	661
Level of Education	High School or Less	18%	25%	25%	32%	228
	Tech School/Some College	23%	16%	29%	32%	142
	College Degree	21%	28%	29%	22%	226
	Postgraduate Work	17%	33%	23%	27%	82
Household Income	Less than \$50,000	19%	34%	23%	24%	74
	\$50,000-\$74,999	14%	25%	29%	31%	83
	\$75,000-\$99,999	23%	23%	28%	26%	82
	\$100,000-\$149,999	22%	25%	26%	27%	152
	\$150,000-\$199,999	20%	23%	30%	27%	84
	\$200,000 or more	25%	18%	30%	27%	71
Zones Hunted In	Connecticut River Zone	19%	25%	25%	32%	97
	Interior Vermont Zone	18%	28%	26%	28%	370
	Lake Champlain Zone	20%	29%	27%	24%	535
	Northeastern NY Zone	15%	23%	29%	34%	185
Years Hunting Waterfowl	5 Years or less	14%	27%	24%	35%	181
	6 - 10 Years	13%	22%	36%	29%	135
	11 - 20 Years	23%	26%	29%	22%	152
	21 - 30 Years	22%	30%	18%	29%	76
	More than 30 Years	29%	25%	24%	22%	152
Primarily Hunt For	Ducks	22%	22%	27%	29%	289
	Ducks and Geese Equally	22%	28%	28%	23%	344
	Geese	5%	26%	22%	47%	73

S3Q4 How often do you build a stationary blind on public waters or waterways?

		Every year	Most years	Occasional years	Rarely	N
Overall		13%	12%	23%	52%	505
Age of Respondent	25 or younger	8%	13%	30%	48%	83
	26 - 35	13%	10%	23%	54%	125
	36 - 45	12%	14%	23%	52%	110
	46 - 55	9%	8%	22%	61%	74
	56 or older	19%	12%	19%	50%	113
State of Residence	New York	13%	9%	25%	53%	97
	Vermont	13%	11%	25%	51%	367
	Other State	12%	22%	2%	63%	41
Gender of Respondent	Women	17%	13%	17%	53%	30
	Men	12%	12%	24%	52%	473
Level of Education	High School or Less	15%	13%	23%	49%	156
	Tech School/Some College	11%	14%	17%	58%	96
	College Degree	10%	10%	28%	52%	174
	Postgraduate Work	16%	9%	21%	54%	56
Household Income	Less than \$50,000	17%	17%	24%	43%	54
	\$50,000-\$74,999	7%	7%	33%	53%	57
	\$75,000-\$99,999	13%	20%	20%	48%	61
	\$100,000-\$149,999	15%	13%	22%	50%	109
	\$150,000-\$199,999	10%	8%	30%	52%	61
	\$200,000 or more	18%	8%	18%	57%	51
Zones Hunted In	Connecticut River Zone	9%	9%	23%	58%	64
	Interior Vermont Zone	13%	9%	22%	56%	261
	Lake Champlain Zone	13%	13%	25%	49%	400
	Northeastern NY Zone	12%	8%	25%	55%	121
Years Hunting Waterfowl	5 Years or less	7%	10%	22%	60%	116
	6 - 10 Years	6%	10%	23%	61%	94
	11 - 20 Years	15%	10%	26%	48%	117
	21 - 30 Years	13%	25%	31%	31%	52
	More than 30 Years	21%	11%	18%	50%	117
Primarily Hunt For	Ducks	10%	11%	22%	57%	203
	Ducks and Geese Equally	16%	14%	23%	48%	263
	Geese	3%	3%	27%	68%	37

S3Q5_1 - What would you consider to be the primary habitat that you hunt in for each zone? - Lake Champlain Zone

		Large lake	Small lake/pond	A beaver pond	Marsh	River or stream	Field	Other	N
Overall		47%	7%	2%	27%	5%	11%	1%	515
Age of Respondent	25 or younger	45%	9%	4%	29%	4%	9%		78
	26 - 35	50%	8%	1%	25%	6%	9%	1%	127
	36 - 45	41%	7%	2%	29%	5%	17%		107
	46 - 55	48%	4%	1%	26%	7%	11%	3%	73
	56 or older	48%	8%	1%	25%	5%	10%	2%	130
State of Residence	New York	40%	9%	1%	32%	5%	12%	2%	146
	Vermont	50%	6%	2%	24%	6%	11%	1%	339
	Other State	43%	10%		33%	7%	7%		30
Gender of Respondent	Women	47%			13%	17%	23%		30
	Men	47%	8%	2%	28%	5%	10%	1%	483
Level of Education	High School or Less	46%	8%	2%	26%	4%	13%	1%	166
	Tech School/Some College	47%	4%	1%	24%	3%	18%	2%	92
	College Degree	50%	8%	2%	28%	7%	5%		171
	Postgraduate Work	39%	9%	2%	32%	8%	11%		66
Household Income	Less than \$50,000	36%	8%	2%	36%	8%	10%		50
	\$50,000-\$74,999	39%	11%	2%	28%	7%	11%	2%	61
	\$75,000-\$99,999	48%	12%	2%	24%	5%	7%	2%	58
	\$100,000-\$149,999	53%	5%	2%	21%	7%	12%		111
	\$150,000-\$199,999	44%	5%	2%	31%	5%	14%		64
	\$200,000 or more	55%	8%		26%	2%	8%	2%	53
Zones Hunted In	Connecticut River Zone	50%	10%	3%	27%		10%		30
	Interior Vermont Zone	49%	7%	2%	29%	4%	8%	1%	206
	Lake Champlain Zone	47%	7%	2%	27%	5%	11%	1%	514
	Northeastern NY Zone	40%	7%	2%	31%	5%	13%	2%	166
Years Hunting Waterfowl	5 Years or less	43%	8%	2%	24%	9%	14%	1%	125
	6 - 10 Years	50%	10%	1%	23%	5%	10%		78
	11 - 20 Years	45%	5%	2%	34%	4%	10%		122
	21 - 30 Years	54%	7%	2%	29%	2%	5%	2%	59
	More than 30 Years	48%	7%	1%	24%	5%	12%	3%	125
Primarily Hunt For	Ducks	52%	7%	2%	32%	5%	1%	0%	218
	Ducks and Geese Equally	48%	8%	0%	26%	5%	10%	2%	238
	Geese	16%	5%	4%	11%	9%	55%		56

S3Q5_2 - What would you consider to be the primary habitat that you hunt in for each zone? - Interior Vermont Zone

		Large lake	Small lake/pond	A beaver pond	Marsh	River or stream	Field	Other	N
Overall		7%	22%	13%	16%	22%	18%	3%	349
Age of Respondent	25 or younger	8%	17%	11%	21%	14%	24%	5%	63
	26 - 35	5%	27%	8%	11%	25%	23%	1%	79
	36 - 45	8%	18%	12%	17%	25%	18%	1%	83
	46 - 55	4%	25%	21%	11%	17%	19%	4%	53
	56 or older	7%	23%	15%	18%	25%	8%	3%	71
State of Residence	New York	11%	11%	33%	11%	11%	11%	11%	9
	Vermont	7%	22%	11%	16%	22%	19%	2%	313
	Other State	4%	19%	26%	11%	26%	11%	4%	27
Gender of Respondent	Women	5%	33%	5%	10%	10%	38%		21
	Men	7%	21%	13%	16%	23%	17%	3%	326
Level of Education	High School or Less	9%	20%	11%	16%	19%	21%	5%	128
	Tech School/Some College	11%	18%	20%	11%	23%	18%		56
	College Degree	5%	25%	15%	16%	23%	15%	2%	108
	Postgraduate Work		26%	7%	19%	30%	19%		43
Household Income	Less than \$50,000	8%	22%	8%	22%	22%	16%	3%	37
	\$50,000-\$74,999	9%	24%	15%	9%	20%	22%	2%	46
	\$75,000-\$99,999	2%	17%	15%	13%	26%	28%		47
	\$100,000-\$149,999	7%	30%	11%	11%	27%	15%		74
	\$150,000-\$199,999	8%	16%	14%	14%	22%	24%	3%	37
	\$200,000 or more	3%	19%	16%	23%	23%	10%	6%	31
Zones Hunted In	Connecticut River Zone	4%	20%	22%	9%	22%	22%		54
	Interior Vermont Zone	7%	22%	13%	16%	22%	18%	3%	349
	Lake Champlain Zone	4%	24%	9%	22%	19%	18%	3%	196
	Northeastern NY Zone	2%	24%	12%	19%	17%	24%	2%	42
Years Hunting Waterfowl	5 Years or less	2%	30%	10%	9%	20%	28%	1%	93
	6 - 10 Years	14%	21%	6%	20%	19%	16%	4%	70
	11 - 20 Years	7%	17%	17%	10%	26%	20%	2%	81
	21 - 30 Years	7%	17%	17%	24%	21%	10%	3%	29
	More than 30 Years	4%	17%	17%	25%	23%	10%	3%	69
Primarily Hunt For	Ducks	10%	19%	18%	19%	25%	6%	2%	141
	Ducks and Geese Equally	4%	23%	10%	16%	23%	20%	4%	162
	Geese	5%	21%	5%	5%	10%	55%		42

S3Q5_3 - What would you consider to be the primary habitat that you hunt in for each zone? - Connecticut River Zone

		Large lake	Small lake/pond	A beaver pond	Marsh	River or stream	Field	Other	N
Overall		3%	7%	4%	14%	52%	16%	3%	98
Age of Respondent	25 or younger	5%		9%	18%	55%	14%		22
	26 - 35	6%	12%	6%	24%	41%	12%		17
	36 - 45	6%	17%		17%	50%	6%	6%	18
	46 - 55		6%	6%	6%	67%	17%		18
	56 or older		4%		9%	48%	30%	9%	23
State of Residence	New York					100%			1
	Vermont	2%	6%	5%	13%	51%	19%	4%	83
	Other State	7%	14%		21%	57%			14
Gender of Respondent	Women			33%	17%	50%			6
	Men	3%	8%	2%	14%	52%	18%	3%	91
Level of Education	High School or Less	5%	5%	3%	8%	53%	24%	3%	38
	Tech School/Some College		5%	5%	16%	58%	16%		19
	College Degree	4%	7%	4%	15%	56%	7%	7%	27
	Postgraduate Work		20%		20%	40%	20%		10
Household Income	Less than \$50,000	8%			17%	50%	17%	8%	12
	\$50,000-\$74,999	7%	7%	7%		47%	33%		15
	\$75,000-\$99,999		17%	8%	17%	50%	8%		12
	\$100,000-\$149,999	5%			14%	62%	14%	5%	21
	\$150,000-\$199,999		29%		14%	57%			7
	\$200,000 or more		20%		30%	50%			10
Zones Hunted In	Connecticut River Zone	3%	7%	4%	14%	52%	16%	3%	98
	Interior Vermont Zone	5%	2%	5%	11%	62%	13%	2%	55
	Lake Champlain Zone	6%	3%		16%	55%	13%	6%	31
	Northeastern NY Zone	8%			15%	54%	15%	8%	13
Years Hunting Waterfowl	5 Years or less	6%	15%	6%	12%	36%	24%		33
	6 - 10 Years			11%	11%	74%	5%		19
	11 - 20 Years		5%		16%	53%	21%	5%	19
	21 - 30 Years		13%		13%	75%			8
	More than 30 Years	7%			13%	47%	20%	13%	15
Primarily Hunt For	Ducks		10%	3%	14%	69%	3%		29
	Ducks and Geese Equally	6%	6%	6%	13%	47%	21%	2%	53
	Geese		6%		19%	38%	25%	13%	16

S3Q6_1 For the following question, please think about all duck hunting areas and seasons you participate in. Please rank your top three overall preferred duck species to target. - Mallard

		Most Preferred	Second Most Preferred	Third Most Preferred	Not Selected	N
Overall		71%	20%	6%	3%	766
Age of Respondent	25 or younger	74%	19%	5%	2%	129
	26 - 35	69%	22%	8%	1%	168
	36 - 45	74%	18%	7%	2%	160
	46 - 55	66%	22%	7%	5%	121
	56 or older	70%	21%	5%	4%	188
State of Residence	New York	65%	25%	7%	3%	167
	Vermont	72%	19%	5%	3%	539
	Other State	70%	17%	12%	2%	60
Gender of Respondent	Women	74%	15%	7%	4%	46
	Men	70%	21%	6%	3%	718
Level of Education	High School or Less	73%	18%	6%	3%	252
	Tech School/Some College	74%	18%	7%	1%	152
	College Degree	72%	22%	6%	1%	239
	Postgraduate Work	60%	28%	5%	7%	98
Household Income	Less than \$50,000	76%	11%	11%	3%	75
	\$50,000-\$74,999	64%	23%	10%	3%	88
	\$75,000-\$99,999	66%	26%	4%	4%	99
	\$100,000-\$149,999	72%	20%	6%	2%	163
	\$150,000-\$199,999	70%	24%	4%	2%	93
	\$200,000 or more	68%	28%	3%	1%	78
Zones Hunted In	Connecticut River Zone	66%	24%	7%	3%	99
	Interior Vermont Zone	73%	18%	6%	2%	395
	Lake Champlain Zone	70%	21%	6%	3%	570
	Northeastern NY Zone	65%	24%	7%	4%	197
Years Hunting Waterfowl	5 Years or less	72%	22%	4%	2%	203
	6 - 10 Years	73%	18%	8%	1%	137
	11 - 20 Years	70%	23%	5%	3%	168
	21 - 30 Years	74%	20%	6%		82
	More than 30 Years	66%	19%	10%	5%	167
Primarily Hunt For	Ducks	70%	22%	7%	1%	316
	Ducks and Geese Equally	73%	18%	6%	3%	359
	Geese	66%	20%	5%	9%	88

S3Q6_2 For the following question, please think about all duck hunting areas and seasons you participate in. Please rank your top three overall preferred duck species to target. - Black Duck

		Most Preferred	Second Most Preferred	Third Most Preferred	Not Selected	N
Overall		4%	25%	23%	48%	766
Age of Respondent	25 or younger	4%	17%	19%	60%	129
	26 - 35	8%	17%	25%	50%	168
	36 - 45	2%	29%	21%	49%	160
	46 - 55	2%	29%	23%	46%	121
	56 or older	5%	30%	27%	38%	188
State of Residence	New York	6%	27%	28%	39%	167
	Vermont	4%	24%	22%	50%	539
	Other State	5%	20%	23%	52%	60
Gender of Respondent	Women		24%	15%	61%	46
	Men	4%	25%	24%	47%	718
Level of Education	High School or Less	2%	22%	21%	55%	252
	Tech School/Some College	4%	36%	17%	43%	152
	College Degree	7%	23%	26%	44%	239
	Postgraduate Work	5%	18%	34%	43%	98
Household Income	Less than \$50,000	3%	21%	15%	61%	75
	\$50,000-\$74,999	5%	20%	22%	53%	88
	\$75,000-\$99,999	5%	21%	29%	44%	99
	\$100,000-\$149,999	5%	21%	28%	46%	163
	\$150,000-\$199,999	4%	33%	23%	40%	93
	\$200,000 or more	4%	29%	29%	37%	78
Zones Hunted In	Connecticut River Zone	5%	19%	21%	55%	99
	Interior Vermont Zone	4%	23%	24%	49%	395
	Lake Champlain Zone	4%	27%	22%	46%	570
	Northeastern NY Zone	5%	27%	26%	42%	197
Years Hunting Waterfowl	5 Years or less	3%	17%	18%	62%	203
	6 - 10 Years	4%	21%	21%	53%	137
	11 - 20 Years	6%	23%	25%	46%	168
	21 - 30 Years	5%	32%	29%	34%	82
	More than 30 Years	4%	35%	27%	34%	167
Primarily Hunt For	Ducks	5%	25%	23%	47%	316
	Ducks and Geese Equally	4%	26%	25%	45%	359
	Geese	2%	18%	17%	63%	88

S3Q6_3 For the following question, please think about all duck hunting areas and seasons you participate in. Please rank your top three overall preferred duck species to target. - Wood Duck

		Most Preferred	Second Most Preferred	Third Most Preferred	Not Selected	N
Overall		18%	38%	25%	18%	766
Age of Respondent	25 or younger	15%	45%	22%	18%	129
	26 - 35	17%	48%	18%	18%	168
	36 - 45	21%	33%	28%	18%	160
	46 - 55	21%	31%	30%	17%	121
	56 or older	18%	33%	29%	20%	188
State of Residence	New York	22%	34%	22%	23%	167
	Vermont	17%	39%	27%	18%	539
	Other State	20%	43%	23%	13%	60
Gender of Respondent	Women	17%	43%	15%	24%	46
	Men	18%	38%	26%	18%	718
Level of Education	High School or Less	17%	42%	24%	17%	252
	Tech School/Some College	16%	33%	32%	20%	152
	College Degree	15%	39%	25%	21%	239
	Postgraduate Work	28%	37%	23%	12%	98
Household Income	Less than \$50,000	16%	51%	17%	16%	75
	\$50,000-\$74,999	25%	36%	20%	18%	88
	\$75,000-\$99,999	22%	34%	25%	18%	99
	\$100,000-\$149,999	17%	46%	23%	14%	163
	\$150,000-\$199,999	22%	32%	24%	23%	93
	\$200,000 or more	17%	28%	33%	22%	78
Zones Hunted In	Connecticut River Zone	21%	44%	17%	17%	99
	Interior Vermont Zone	18%	42%	27%	14%	395
	Lake Champlain Zone	18%	35%	27%	21%	570
	Northeastern NY Zone	23%	35%	23%	19%	197
Years Hunting Waterfowl	5 Years or less	17%	41%	21%	20%	203
	6 - 10 Years	18%	46%	20%	16%	137
	11 - 20 Years	20%	38%	28%	15%	168
	21 - 30 Years	12%	35%	32%	21%	82
	More than 30 Years	22%	28%	29%	21%	167
Primarily Hunt For	Ducks	19%	37%	28%	16%	316
	Ducks and Geese Equally	18%	39%	25%	19%	359
	Geese	18%	36%	19%	26%	88

S3Q6_4 For the following question, please think about all duck hunting areas and seasons you participate in. Please rank your top three overall preferred duck species to target. - Green-Winged Teal

		Most Preferred	Second Most Preferred	Third Most Preferred	Not Selected	N
Overall		2%	9%	28%	60%	766
Age of Respondent	25 or younger	2%	9%	36%	53%	129
	26 - 35	3%	5%	29%	63%	168
	36 - 45	1%	13%	29%	58%	160
	46 - 55	4%	8%	26%	62%	121
	56 or older	2%	10%	23%	65%	188
State of Residence	New York	1%	7%	25%	66%	167
	Vermont	3%	10%	29%	59%	539
	Other State		12%	32%	57%	60
Gender of Respondent	Women	2%	15%	46%	37%	46
	Men	2%	9%	27%	62%	718
Level of Education	High School or Less	2%	10%	31%	57%	252
	Tech School/Some College	3%	8%	25%	64%	152
	College Degree	3%	9%	28%	61%	239
	Postgraduate Work	2%	10%	26%	62%	98
Household Income	Less than \$50,000	1%	8%	29%	61%	75
	\$50,000-\$74,999	2%	11%	30%	57%	88
	\$75,000-\$99,999	1%	13%	22%	64%	99
	\$100,000-\$149,999	2%	9%	27%	62%	163
	\$150,000-\$199,999	2%	6%	29%	62%	93
	\$200,000 or more	5%	6%	24%	64%	78
Zones Hunted In	Connecticut River Zone	3%	6%	37%	54%	99
	Interior Vermont Zone	2%	11%	27%	59%	395
	Lake Champlain Zone	3%	9%	28%	61%	570
	Northeastern NY Zone	2%	7%	27%	64%	197
Years Hunting Waterfowl	5 Years or less	3%	11%	39%	46%	203
	6 - 10 Years	2%	7%	31%	61%	137
	11 - 20 Years	2%	9%	25%	64%	168
	21 - 30 Years	2%	5%	23%	70%	82
	More than 30 Years	2%	12%	18%	68%	167
Primarily Hunt For	Ducks	3%	9%	28%	60%	316
	Ducks and Geese Equally	1%	9%	27%	62%	359
	Geese	3%	10%	33%	53%	88

S3Q6_5 For the following question, please think about all duck hunting areas and seasons you participate in. Please rank your top three overall preferred duck species to target. - Ring-Necked Duck

		Most Preferred	Second Most Preferred	Third Most Preferred	Not Selected	N
Overall		0%	1%	2%	97%	766
Age of Respondent	25 or younger			2%	98%	129
	26 - 35			3%	97%	168
	36 - 45		2%	1%	97%	160
	46 - 55		1%	2%	98%	121
	56 or older	1%	1%	3%	96%	188
State of Residence	New York	1%		2%	98%	167
	Vermont		1%	2%	97%	539
	Other State		3%	2%	95%	60
Gender of Respondent	Women			4%	96%	46
	Men	0%	1%	2%	97%	718
Level of Education	High School or Less			3%	97%	252
	Tech School/Some College	1%		2%	97%	152
	College Degree		2%	0%	97%	239
	Postgraduate Work			5%	95%	98
Household Income	Less than \$50,000			5%	95%	75
	\$50,000-\$74,999			3%	97%	88
	\$75,000-\$99,999			2%	98%	99
	\$100,000-\$149,999			2%	98%	163
	\$150,000-\$199,999		2%	2%	96%	93
	\$200,000 or more		1%	1%	97%	78
Zones Hunted In	Connecticut River Zone			2%	98%	99
	Interior Vermont Zone		1%	2%	97%	395
	Lake Champlain Zone	0%	1%	2%	97%	570
	Northeastern NY Zone			2%	98%	197
Years Hunting Waterfowl	5 Years or less		0%	4%	96%	203
	6 - 10 Years		1%	1%	97%	137
	11 - 20 Years			1%	99%	168
	21 - 30 Years				100%	82
	More than 30 Years	1%	1%	3%	95%	167
Primarily Hunt For	Ducks	0%	0%	3%	96%	316
	Ducks and Geese Equally		1%	1%	98%	359
	Geese		1%	1%	98%	88

S3Q6_6 For the following question, please think about all duck hunting areas and seasons you participate in. Please rank your top three overall preferred duck species to target. - Common Goldeneye

		Most Preferred	Second Most Preferred	Third Most Preferred	Not Selected	N
Overall		3%	4%	7%	87%	766
Age of Respondent	25 or younger	2%	5%	7%	86%	129
	26 - 35	3%	5%	10%	83%	168
	36 - 45	1%	4%	6%	89%	160
	46 - 55	5%	2%	3%	90%	121
	56 or older	2%	3%	7%	88%	188
State of Residence	New York	4%	4%	5%	87%	167
	Vermont	2%	4%	8%	86%	539
	Other State	5%	2%	2%	92%	60
Gender of Respondent	Women	2%	2%	7%	89%	46
	Men	3%	4%	7%	87%	718
Level of Education	High School or Less	3%	4%	6%	87%	252
	Tech School/Some College	3%	3%	8%	87%	152
	College Degree	2%	3%	8%	87%	239
	Postgraduate Work	3%	5%	4%	88%	98
Household Income	Less than \$50,000	1%	4%	9%	85%	75
	\$50,000-\$74,999	2%	3%	5%	90%	88
	\$75,000-\$99,999	4%	4%	10%	82%	99
	\$100,000-\$149,999	2%	2%	8%	88%	163
	\$150,000-\$199,999	1%	1%	9%	89%	93
	\$200,000 or more	5%	4%	4%	87%	78
Zones Hunted In	Connecticut River Zone	2%	3%	8%	87%	99
	Interior Vermont Zone	2%	3%	8%	88%	395
	Lake Champlain Zone	3%	5%	7%	85%	570
	Northeastern NY Zone	5%	4%	7%	84%	197
Years Hunting Waterfowl	5 Years or less	2%	4%	2%	92%	203
	6 - 10 Years	1%	4%	8%	88%	137
	11 - 20 Years	2%	5%	10%	84%	168
	21 - 30 Years	6%	5%	5%	84%	82
	More than 30 Years	4%	2%	8%	86%	167
Primarily Hunt For	Ducks	3%	4%	7%	85%	316
	Ducks and Geese Equally	2%	4%	7%	87%	359
	Geese	1%		5%	94%	88

S3Q6_7 For the following question, please think about all duck hunting areas and seasons you participate in. Please rank your top three overall preferred duck species to target. - Greater and Lesser Scaup

		Most Preferred	Second Most Preferred	Third Most Preferred	Not Selected	N
Overall		0%	1%	2%	97%	766
Age of Respondent	25 or younger		1%	2%	97%	129
	26 - 35		1%	2%	96%	168
	36 - 45			2%	98%	160
	46 - 55		2%	1%	98%	121
	56 or older	1%	1%	2%	97%	188
State of Residence	New York	1%	1%	5%	93%	167
	Vermont		1%	1%	98%	539
	Other State				100%	60
Gender of Respondent	Women			2%	98%	46
	Men	0%	1%	2%	97%	718
Level of Education	High School or Less	0%		1%	99%	252
	Tech School/Some College		1%	3%	96%	152
	College Degree		1%	3%	96%	239
	Postgraduate Work		1%		99%	98
Household Income	Less than \$50,000			3%	97%	75
	\$50,000-\$74,999		1%	5%	94%	88
	\$75,000-\$99,999			3%	97%	99
	\$100,000-\$149,999	1%	1%		98%	163
	\$150,000-\$199,999			1%	99%	93
	\$200,000 or more		1%		99%	78
Zones Hunted In	Connecticut River Zone		1%		99%	99
	Interior Vermont Zone		0%	1%	99%	395
	Lake Champlain Zone	0%	1%	2%	96%	570
	Northeastern NY Zone	1%	1%	4%	94%	197
Years Hunting Waterfowl	5 Years or less			1%	99%	203
	6 - 10 Years		1%	2%	97%	137
	11 - 20 Years			2%	98%	168
	21 - 30 Years		2%	2%	95%	82
	More than 30 Years	1%	2%	2%	96%	167
Primarily Hunt For	Ducks		1%	1%	98%	316
	Ducks and Geese Equally	0%	1%	3%	96%	359
	Geese		1%		99%	88

S3Q6_8 For the following question, please think about all duck hunting areas and seasons you participate in. Please rank your top three overall preferred duck species to target. - Other

		Most Preferred	Second Most Preferred	Third Most Preferred	Not Selected	N
Overall		2%	1%	2%	96%	766
Age of Respondent	25 or younger	3%	1%	2%	94%	129
	26 - 35	1%	2%	2%	95%	168
	36 - 45	1%	1%	1%	97%	160
	46 - 55	2%	1%	3%	94%	121
	56 or older	2%		1%	97%	188
State of Residence	New York	1%	2%	4%	93%	167
	Vermont	2%	0%	2%	96%	539
	Other State		2%		98%	60
Gender of Respondent	Women	4%			96%	46
	Men	2%	1%	2%	96%	718
Level of Education	High School or Less	2%	0%	2%	95%	252
	Tech School/Some College		2%	3%	95%	152
	College Degree	1%	1%	1%	97%	239
	Postgraduate Work	2%		1%	97%	98
Household Income	Less than \$50,000	3%	1%	1%	95%	75
	\$50,000-\$74,999	2%	2%	2%	93%	88
	\$75,000-\$99,999	2%			98%	99
	\$100,000-\$149,999	1%	1%	3%	95%	163
	\$150,000-\$199,999	1%		2%	97%	93
	\$200,000 or more	1%		1%	97%	78
Zones Hunted In	Connecticut River Zone	3%		2%	95%	99
	Interior Vermont Zone	1%		2%	97%	395
	Lake Champlain Zone	2%	1%	2%	95%	570
	Northeastern NY Zone	1%	1%	2%	97%	197
Years Hunting Waterfowl	5 Years or less	2%	1%	1%	95%	203
	6 - 10 Years	2%	1%	4%	93%	137
	11 - 20 Years	1%	1%	2%	96%	168
	21 - 30 Years				100%	82
	More than 30 Years	1%		1%	98%	167
Primarily Hunt For	Ducks		1%	2%	97%	316
	Ducks and Geese Equally	1%	1%	2%	96%	359
	Geese	9%		1%	90%	88

S3Q7 If you do not get to waterfowl hunt as much as you would like, what are the reasons? (Select all that apply)

		Access to private lands	Access to public lands	Conflicts with other hunting seasons	Financial cost
Overall		18%	12%	27%	6%
Age of Respondent	25 or younger	17%	12%	34%	7%
	26 - 35	20%	12%	25%	8%
	36 - 45	21%	20%	31%	7%
	46 - 55	14%	7%	24%	4%
	56 or older	16%	8%	23%	5%
State of Residence	New York	18%	12%	31%	7%
	Vermont	18%	12%	28%	6%
	Other State	15%	5%	13%	10%
Gender of Respondent	Women	29%	18%	10%	16%
	Men	17%	11%	28%	6%
Level of Education	High School or Less	14%	12%	25%	5%
	Tech School/Some College	23%	10%	26%	4%
	College Degree	20%	12%	31%	9%
	Postgraduate Work	12%	10%	24%	7%
Household Income	Less than \$50,000	24%	13%	25%	15%
	\$50,000-\$74,999	18%	16%	30%	6%
	\$75,000-\$99,999	25%	17%	36%	4%
	\$100,000-\$149,999	16%	11%	28%	7%
	\$150,000-\$199,999	18%	12%	36%	5%
	\$200,000 or more	11%	8%	20%	4%
Zones Hunted In	Connecticut River Zone	15%	13%	25%	9%
	Interior Vermont Zone	20%	13%	28%	7%
	Lake Champlain Zone	18%	12%	28%	6%
	Northeastern NY Zone	18%	12%	28%	6%
Years Hunting Waterfowl	5 Years or less	21%	12%	29%	8%
	6 - 10 Years	20%	15%	30%	7%
	11 - 20 Years	16%	10%	32%	5%
	21 - 30 Years	12%	13%	25%	7%
	More than 30 Years	15%	9%	21%	4%
Primarily Hunt For	Ducks	13%	11%	25%	4%
	Ducks and Geese Equally	23%	13%	27%	7%
	Geese	17%	8%	32%	11%

S3Q7 If you do not get to waterfowl hunt as much as you would like, what are the reasons? (Select all that apply)

		Not enough free time (family/work commitments, etc.)	Not enough waterfowl	Regulations too complex
Overall		68%	22%	4%
Age of Respondent	25 or younger	78%	18%	4%
	26 - 35	76%	20%	1%
	36 - 45	72%	22%	6%
	46 - 55	79%	21%	4%
	56 or older	44%	26%	4%
State of Residence	New York	62%	17%	3%
	Vermont	70%	24%	4%
	Other State	73%	18%	3%
Gender of Respondent	Women	63%	22%	6%
	Men	68%	22%	4%
Level of Education	High School or Less	72%	19%	4%
	Tech School/Some College	64%	21%	5%
	College Degree	66%	23%	4%
	Postgraduate Work	69%	27%	4%
Household Income	Less than \$50,000	70%	23%	4%
	\$50,000-\$74,999	68%	14%	2%
	\$75,000-\$99,999	64%	17%	5%
	\$100,000-\$149,999	63%	33%	5%
	\$150,000-\$199,999	74%	17%	
	\$200,000 or more	70%	26%	4%
Zones Hunted In	Connecticut River Zone	64%	23%	3%
	Interior Vermont Zone	68%	24%	4%
	Lake Champlain Zone	68%	22%	4%
	Northeastern NY Zone	64%	23%	3%
Years Hunting Waterfowl	5 Years or less	80%	13%	4%
	6 - 10 Years	76%	23%	4%
	11 - 20 Years	64%	26%	3%
	21 - 30 Years	64%	29%	7%
	More than 30 Years	51%	24%	4%
Primarily Hunt For	Ducks	71%	23%	3%
	Ducks and Geese Equally	66%	24%	4%
	Geese	66%	14%	5%

S3Q7 If you do not get to waterfowl hunt as much as you would like, what are the reasons? (Select all that apply)

		Weather	Other	Not applicable - I am able to waterfowl hunt as much as I would like	N
Overall		11%	6%	5%	792
Age of Respondent	25 or younger	9%	4%	2%	136
	26 - 35	11%	3%	3%	176
	36 - 45	15%	5%	3%	166
	46 - 55	8%	2%	3%	121
	56 or older	10%	12%	10%	193
State of Residence	New York	11%	5%	7%	169
	Vermont	11%	6%	4%	561
	Other State	6%	6%	5%	62
Gender of Respondent	Women	16%	12%	12%	51
	Men	11%	6%	4%	739
Level of Education	High School or Less	13%	7%	3%	264
	Tech School/Some College	10%	4%	6%	156
	College Degree	9%	5%	5%	246
	Postgraduate Work	13%	7%	4%	100
Household Income	Less than \$50,000	11%	5%	6%	79
	\$50,000-\$74,999	10%	6%	4%	94
	\$75,000-\$99,999	19%	11%	3%	101
	\$100,000-\$149,999	11%	6%	5%	166
	\$150,000-\$199,999	9%	2%	2%	95
	\$200,000 or more	10%	4%	4%	80
Zones Hunted In	Connecticut River Zone	9%	5%	5%	107
	Interior Vermont Zone	11%	6%	4%	410
	Lake Champlain Zone	11%	6%	5%	583
	Northeastern NY Zone	11%	3%	7%	198
Years Hunting Waterfowl	5 Years or less	11%	5%	2%	219
	6 - 10 Years	11%	1%	3%	142
	11 - 20 Years	8%	7%	5%	169
	21 - 30 Years	12%	5%	6%	83
	More than 30 Years	14%	11%	8%	170
Primarily Hunt For	Ducks	9%	6%	4%	318
	Ducks and Geese Equally	13%	6%	5%	364
	Geese	8%	6%	3%	106

S3Q8_1 What would you consider to be the top three reasons that you participate in waterfowl hunting? - Getting out with family and friends

		Most Important	Second Most Important	Third Most Important	Not Selected	N
Overall		51%	18%	11%	20%	780
Age of Respondent	25 or younger	55%	23%	10%	12%	134
	26 - 35	53%	17%	14%	16%	173
	36 - 45	45%	22%	14%	19%	163
	46 - 55	54%	13%	10%	24%	119
	56 or older	51%	16%	5%	28%	191
State of Residence	New York	47%	21%	11%	21%	169
	Vermont	51%	18%	10%	20%	550
	Other State	64%	11%	10%	15%	61
Gender of Respondent	Women	50%	16%	10%	24%	50
	Men	51%	19%	11%	20%	728
Level of Education	High School or Less	55%	18%	10%	17%	262
	Tech School/Some College	49%	18%	14%	19%	152
	College Degree	53%	17%	9%	22%	245
	Postgraduate Work	40%	25%	10%	24%	99
Household Income	Less than \$50,000	50%	11%	14%	25%	76
	\$50,000-\$74,999	52%	19%	10%	19%	94
	\$75,000-\$99,999	50%	14%	12%	24%	100
	\$100,000-\$149,999	50%	20%	11%	19%	166
	\$150,000-\$199,999	48%	15%	12%	25%	95
	\$200,000 or more	51%	29%	8%	13%	79
Zones Hunted In	Connecticut River Zone	63%	13%	9%	16%	103
	Interior Vermont Zone	53%	17%	10%	20%	402
	Lake Champlain Zone	51%	20%	11%	19%	575
	Northeastern NY Zone	49%	20%	11%	19%	196
Years Hunting Waterfowl	5 Years or less	52%	17%	14%	17%	218
	6 - 10 Years	56%	20%	6%	18%	140
	11 - 20 Years	48%	20%	12%	20%	168
	21 - 30 Years	48%	18%	13%	21%	82
	More than 30 Years	51%	17%	7%	25%	167
Primarily Hunt For	Ducks	51%	16%	11%	22%	314
	Ducks and Geese Equally	52%	19%	11%	17%	359
	Geese	51%	19%	8%	22%	104

S3Q8_2 What would you consider to be the top three reasons that you participate in waterfowl hunting? - Tradition

		Most Important	Second Most Important	Third Most Important	Not Selected	N
Overall		8%	14%	10%	68%	780
Age of Respondent	25 or younger	7%	13%	7%	74%	134
	26 - 35	5%	12%	12%	72%	173
	36 - 45	5%	11%	12%	72%	163
	46 - 55	6%	14%	8%	72%	119
	56 or older	14%	21%	12%	53%	191
State of Residence	New York	10%	17%	12%	62%	169
	Vermont	7%	14%	9%	70%	550
	Other State	7%	15%	16%	62%	61
Gender of Respondent	Women	6%	6%	8%	80%	50
	Men	8%	15%	11%	67%	728
Level of Education	High School or Less	6%	13%	11%	69%	262
	Tech School/Some College	12%	18%	10%	61%	152
	College Degree	6%	13%	9%	72%	245
	Postgraduate Work	7%	11%	13%	69%	99
Household Income	Less than \$50,000	8%	12%	11%	70%	76
	\$50,000-\$74,999	4%	11%	5%	80%	94
	\$75,000-\$99,999	10%	13%	6%	71%	100
	\$100,000-\$149,999	8%	14%	9%	69%	166
	\$150,000-\$199,999	5%	18%	5%	72%	95
	\$200,000 or more	5%	11%	20%	63%	79
Zones Hunted In	Connecticut River Zone	4%	10%	6%	81%	103
	Interior Vermont Zone	6%	16%	10%	68%	402
	Lake Champlain Zone	8%	15%	10%	66%	575
	Northeastern NY Zone	10%	16%	9%	65%	196
Years Hunting Waterfowl	5 Years or less	1%	4%	7%	88%	218
	6 - 10 Years	5%	11%	8%	76%	140
	11 - 20 Years	7%	17%	12%	65%	168
	21 - 30 Years	5%	21%	15%	60%	82
	More than 30 Years	20%	26%	13%	41%	167
Primarily Hunt For	Ducks	7%	15%	12%	66%	314
	Ducks and Geese Equally	8%	15%	9%	67%	359
	Geese	7%	11%	8%	75%	104

S3Q8_3 What would you consider to be the top three reasons that you participate in waterfowl hunting? - Observing Waterfowl

		Most Important	Second Most Important	Third Most Important	Not Selected	N
Overall		6%	16%	17%	61%	780
Age of Respondent	25 or younger	4%	13%	20%	63%	134
	26 - 35	5%	18%	16%	61%	173
	36 - 45	6%	13%	13%	68%	163
	46 - 55	8%	21%	20%	50%	119
	56 or older	8%	14%	18%	61%	191
State of Residence	New York	6%	17%	20%	57%	169
	Vermont	6%	15%	16%	63%	550
	Other State	10%	15%	21%	54%	61
Gender of Respondent	Women	6%	12%	16%	66%	50
	Men	6%	16%	17%	61%	728
Level of Education	High School or Less	4%	13%	16%	67%	262
	Tech School/Some College	7%	18%	16%	58%	152
	College Degree	7%	17%	19%	57%	245
	Postgraduate Work	7%	16%	20%	57%	99
Household Income	Less than \$50,000	1%	26%	16%	57%	76
	\$50,000-\$74,999	7%	18%	14%	61%	94
	\$75,000-\$99,999	9%	15%	18%	58%	100
	\$100,000-\$149,999	7%	16%	20%	56%	166
	\$150,000-\$199,999	6%	15%	18%	61%	95
	\$200,000 or more	8%	10%	19%	63%	79
Zones Hunted In	Connecticut River Zone	6%	16%	13%	66%	103
	Interior Vermont Zone	6%	15%	18%	61%	402
	Lake Champlain Zone	6%	16%	18%	59%	575
	Northeastern NY Zone	5%	17%	18%	60%	196
Years Hunting Waterfowl	5 Years or less	6%	15%	15%	64%	218
	6 - 10 Years	6%	16%	18%	60%	140
	11 - 20 Years	6%	17%	14%	63%	168
	21 - 30 Years	7%	13%	23%	56%	82
	More than 30 Years	7%	16%	19%	58%	167
Primarily Hunt For	Ducks	9%	17%	17%	57%	314
	Ducks and Geese Equally	5%	15%	19%	60%	359
	Geese	1%	13%	11%	76%	104

S3Q8_4 What would you consider to be the top three reasons that you participate in waterfowl hunting? - Getting out in nature

		Most Important	Second Most Important	Third Most Important	Not Selected	N
Overall		20%	26%	22%	32%	780
Age of Respondent	25 or younger	19%	24%	22%	35%	134
	26 - 35	23%	27%	17%	34%	173
	36 - 45	25%	27%	23%	26%	163
	46 - 55	18%	27%	26%	29%	119
	56 or older	16%	27%	23%	34%	191
State of Residence	New York	21%	22%	17%	40%	169
	Vermont	21%	27%	23%	29%	550
	Other State	11%	36%	21%	31%	61
Gender of Respondent	Women	16%	36%	20%	28%	50
	Men	21%	26%	22%	32%	728
Level of Education	High School or Less	18%	23%	23%	36%	262
	Tech School/Some College	14%	26%	20%	40%	152
	College Degree	23%	30%	22%	25%	245
	Postgraduate Work	29%	28%	20%	22%	99
Household Income	Less than \$50,000	20%	24%	21%	36%	76
	\$50,000-\$74,999	20%	28%	23%	29%	94
	\$75,000-\$99,999	14%	32%	26%	28%	100
	\$100,000-\$149,999	22%	25%	22%	31%	166
	\$150,000-\$199,999	27%	31%	22%	20%	95
	\$200,000 or more	24%	27%	19%	30%	79
Zones Hunted In	Connecticut River Zone	10%	36%	23%	31%	103
	Interior Vermont Zone	21%	26%	22%	31%	402
	Lake Champlain Zone	21%	25%	20%	33%	575
	Northeastern NY Zone	23%	20%	17%	39%	196
Years Hunting Waterfowl	5 Years or less	23%	34%	21%	22%	218
	6 - 10 Years	19%	28%	24%	29%	140
	11 - 20 Years	23%	23%	22%	32%	168
	21 - 30 Years	26%	26%	15%	34%	82
	More than 30 Years	13%	20%	23%	44%	167
Primarily Hunt For	Ducks	22%	26%	21%	31%	314
	Ducks and Geese Equally	18%	26%	22%	33%	359
	Geese	18%	27%	24%	31%	104

S3Q8_5 What would you consider to be the top three reasons that you participate in waterfowl hunting? - Exercise

		Most Important	Second Most Important	Third Most Important	Not Selected	N
Overall		1%	3%	7%	89%	780
Age of Respondent	25 or younger	1%	4%	3%	92%	134
	26 - 35	1%	1%	5%	94%	173
	36 - 45		4%	6%	90%	163
	46 - 55	2%	3%	9%	87%	119
	56 or older	2%	5%	12%	82%	191
State of Residence	New York	1%	2%	8%	88%	169
	Vermont	1%	3%	7%	89%	550
	Other State		5%	3%	92%	61
Gender of Respondent	Women	2%	2%	6%	90%	50
	Men	1%	3%	7%	89%	728
Level of Education	High School or Less	1%	5%	8%	86%	262
	Tech School/Some College	1%	2%	10%	87%	152
	College Degree		4%	5%	91%	245
	Postgraduate Work	2%	2%	5%	91%	99
Household Income	Less than \$50,000		3%	7%	91%	76
	\$50,000-\$74,999		2%	5%	93%	94
	\$75,000-\$99,999	1%	3%	11%	85%	100
	\$100,000-\$149,999	1%	4%	8%	87%	166
	\$150,000-\$199,999		5%	6%	88%	95
	\$200,000 or more	1%	3%	6%	90%	79
Zones Hunted In	Connecticut River Zone	2%	5%	10%	83%	103
	Interior Vermont Zone	1%	4%	5%	90%	402
	Lake Champlain Zone	1%	3%	7%	89%	575
	Northeastern NY Zone	1%	4%	7%	88%	196
Years Hunting Waterfowl	5 Years or less	0%	5%	6%	89%	218
	6 - 10 Years	1%		6%	93%	140
	11 - 20 Years	1%	3%	8%	88%	168
	21 - 30 Years	1%	4%	6%	89%	82
	More than 30 Years	1%	5%	8%	86%	167
Primarily Hunt For	Ducks	1%	3%	7%	89%	314
	Ducks and Geese Equally	1%	3%	6%	90%	359
	Geese	1%	7%	9%	84%	104

S3Q8_6 What would you consider to be the top three reasons that you participate in waterfowl hunting? - Obtaining Meat

		Most Important	Second Most Important	Third Most Important	Not Selected	N
Overall		12%	19%	27%	43%	780
Age of Respondent	25 or younger	13%	20%	32%	35%	134
	26 - 35	12%	23%	30%	35%	173
	36 - 45	19%	20%	29%	32%	163
	46 - 55	10%	18%	20%	52%	119
	56 or older	5%	14%	24%	58%	191
State of Residence	New York	11%	17%	25%	46%	169
	Vermont	12%	19%	28%	41%	550
	Other State	7%	18%	25%	51%	61
Gender of Respondent	Women	14%	24%	36%	26%	50
	Men	11%	18%	26%	44%	728
Level of Education	High School or Less	14%	27%	26%	33%	262
	Tech School/Some College	15%	13%	24%	49%	152
	College Degree	8%	16%	30%	46%	245
	Postgraduate Work	8%	14%	26%	52%	99
Household Income	Less than \$50,000	18%	21%	28%	33%	76
	\$50,000-\$74,999	16%	20%	35%	29%	94
	\$75,000-\$99,999	12%	18%	25%	45%	100
	\$100,000-\$149,999	8%	18%	25%	49%	166
	\$150,000-\$199,999	12%	15%	32%	42%	95
	\$200,000 or more	8%	19%	22%	52%	79
Zones Hunted In	Connecticut River Zone	14%	17%	32%	37%	103
	Interior Vermont Zone	12%	20%	29%	39%	402
	Lake Champlain Zone	11%	17%	27%	45%	575
	Northeastern NY Zone	8%	19%	29%	44%	196
Years Hunting Waterfowl	5 Years or less	14%	24%	32%	30%	218
	6 - 10 Years	13%	21%	30%	36%	140
	11 - 20 Years	12%	18%	26%	43%	168
	21 - 30 Years	13%	16%	26%	45%	82
	More than 30 Years	5%	11%	21%	63%	167
Primarily Hunt For	Ducks	8%	18%	26%	48%	314
	Ducks and Geese Equally	13%	19%	27%	42%	359
	Geese	17%	20%	31%	32%	104

S3Q8_7 What would you consider to be the top three reasons that you participate in waterfowl hunting? - Other

		Most Important	Second Most Important	Third Most Important	Not Selected	N
Overall		2%	1%	2%	94%	780
Age of Respondent	25 or younger	1%	1%	1%	97%	134
	26 - 35	2%	1%	2%	95%	173
	36 - 45	1%	1%		98%	163
	46 - 55	2%	3%	2%	93%	119
	56 or older	5%	2%	5%	88%	191
State of Residence	New York	4%	2%	2%	92%	169
	Vermont	2%	1%	2%	94%	550
	Other State	2%			98%	61
Gender of Respondent	Women	6%	2%		92%	50
	Men	2%	1%	2%	94%	728
Level of Education	High School or Less	1%	0%	3%	95%	262
	Tech School/Some College	1%	2%	1%	95%	152
	College Degree	3%	2%	2%	93%	245
	Postgraduate Work	6%	1%	2%	91%	99
Household Income	Less than \$50,000	3%	1%	1%	95%	76
	\$50,000-\$74,999		2%	3%	95%	94
	\$75,000-\$99,999	4%	4%		92%	100
	\$100,000-\$149,999	4%	1%	1%	95%	166
	\$150,000-\$199,999	1%	1%	2%	96%	95
	\$200,000 or more	4%		5%	91%	79
Zones Hunted In	Connecticut River Zone	2%	2%	3%	93%	103
	Interior Vermont Zone	2%	1%	2%	95%	402
	Lake Champlain Zone	2%	1%	3%	94%	575
	Northeastern NY Zone	4%	2%	3%	92%	196
Years Hunting Waterfowl	5 Years or less	3%	1%	2%	94%	218
	6 - 10 Years	1%	1%	1%	97%	140
	11 - 20 Years	4%	1%	1%	94%	168
	21 - 30 Years		2%	1%	96%	82
	More than 30 Years	3%	2%	5%	90%	167
Primarily Hunt For	Ducks	2%	2%	2%	95%	314
	Ducks and Geese Equally	2%	1%	2%	95%	359
	Geese	5%	1%	4%	90%	104

S3Q9_1 - How important are each of the following to your overall waterfowl hunting experience? - Different Boundary Zone lines

		Very Important	Somewhat Important	Not Very Important	Not Important At All	N
Overall		17%	30%	26%	27%	775
Age of Respondent	25 or younger	17%	32%	25%	26%	134
	26 - 35	19%	38%	28%	16%	172
	36 - 45	20%	28%	24%	28%	161
	46 - 55	12%	29%	24%	36%	119
	56 or older	17%	22%	29%	32%	189
State of Residence	New York	19%	38%	24%	20%	168
	Vermont	16%	28%	27%	29%	546
	Other State	20%	21%	25%	34%	61
Gender of Respondent	Women	12%	38%	24%	26%	50
	Men	18%	29%	26%	27%	723
Level of Education	High School or Less	23%	32%	22%	23%	257
	Tech School/Some College	18%	29%	25%	28%	153
	College Degree	14%	29%	32%	25%	244
	Postgraduate Work	9%	24%	27%	40%	100
Household Income	Less than \$50,000	28%	26%	29%	17%	78
	\$50,000-\$74,999	23%	30%	29%	18%	94
	\$75,000-\$99,999	17%	32%	29%	22%	100
	\$100,000-\$149,999	14%	31%	25%	30%	163
	\$150,000-\$199,999	13%	27%	23%	37%	95
	\$200,000 or more	10%	36%	21%	33%	78
Zones Hunted In	Connecticut River Zone	17%	33%	26%	24%	104
	Interior Vermont Zone	16%	27%	29%	29%	399
	Lake Champlain Zone	19%	32%	24%	25%	573
	Northeastern NY Zone	21%	37%	22%	20%	196
Years Hunting Waterfowl	5 Years or less	14%	31%	24%	31%	216
	6 - 10 Years	20%	27%	29%	25%	142
	11 - 20 Years	16%	33%	28%	23%	169
	21 - 30 Years	20%	34%	24%	22%	83
	More than 30 Years	19%	25%	26%	30%	162
Primarily Hunt For	Ducks	14%	31%	28%	28%	312
	Ducks and Geese Equally	18%	32%	25%	26%	356
	Geese	25%	18%	25%	31%	103

S3Q9_2 - How important are each of the following to your overall waterfowl hunting experience? - Different start and close dates

		Very Important	Somewhat Important	Not Very Important	Not Important At All	N
Overall		32%	37%	19%	13%	778
Age of Respondent	25 or younger	32%	44%	15%	10%	135
	26 - 35	37%	41%	17%	5%	172
	36 - 45	30%	36%	17%	16%	162
	46 - 55	31%	29%	21%	18%	119
	56 or older	29%	33%	22%	16%	190
State of Residence	New York	38%	41%	12%	8%	169
	Vermont	31%	35%	21%	14%	548
	Other State	23%	39%	16%	21%	61
Gender of Respondent	Women	34%	34%	20%	12%	50
	Men	32%	37%	18%	13%	726
Level of Education	High School or Less	38%	36%	14%	11%	258
	Tech School/Some College	33%	37%	20%	9%	153
	College Degree	26%	39%	20%	15%	246
	Postgraduate Work	25%	31%	25%	19%	100
Household Income	Less than \$50,000	40%	35%	17%	8%	77
	\$50,000-\$74,999	32%	42%	18%	8%	95
	\$75,000-\$99,999	34%	39%	19%	8%	100
	\$100,000-\$149,999	28%	34%	21%	17%	163
	\$150,000-\$199,999	25%	33%	23%	19%	95
	\$200,000 or more	20%	47%	16%	16%	79
Zones Hunted In	Connecticut River Zone	28%	39%	19%	14%	103
	Interior Vermont Zone	30%	38%	20%	12%	401
	Lake Champlain Zone	33%	38%	17%	12%	576
	Northeastern NY Zone	33%	44%	13%	10%	198
Years Hunting Waterfowl	5 Years or less	28%	36%	19%	17%	216
	6 - 10 Years	32%	41%	15%	11%	142
	11 - 20 Years	31%	40%	18%	11%	168
	21 - 30 Years	34%	39%	20%	7%	83
	More than 30 Years	36%	30%	20%	14%	166
Primarily Hunt For	Ducks	30%	39%	19%	12%	315
	Ducks and Geese Equally	34%	38%	17%	11%	356
	Geese	29%	27%	22%	21%	103

S3Q9_3 - How important are each of the following to your overall waterfowl hunting experience? - Greater accessibility to hunting lands

		Very Important	Somewhat Important	Not Very Important	Not Important At All	N
Overall		58%	26%	9%	6%	778
Age of Respondent	25 or younger	63%	21%	10%	5%	135
	26 - 35	63%	27%	8%	2%	172
	36 - 45	64%	23%	7%	6%	162
	46 - 55	55%	24%	13%	8%	118
	56 or older	49%	31%	9%	10%	191
State of Residence	New York	58%	27%	10%	4%	168
	Vermont	58%	26%	9%	7%	548
	Other State	63%	23%	6%	8%	62
Gender of Respondent	Women	54%	36%	4%	6%	50
	Men	59%	25%	10%	6%	726
Level of Education	High School or Less	60%	23%	8%	8%	259
	Tech School/Some College	57%	30%	10%	3%	152
	College Degree	61%	24%	11%	4%	246
	Postgraduate Work	50%	32%	6%	12%	100
Household Income	Less than \$50,000	58%	28%	8%	6%	79
	\$50,000-\$74,999	59%	29%	9%	2%	95
	\$75,000-\$99,999	64%	21%	9%	6%	100
	\$100,000-\$149,999	65%	24%	9%	3%	161
	\$150,000-\$199,999	55%	29%	3%	13%	95
	\$200,000 or more	51%	29%	11%	9%	80
Zones Hunted In	Connecticut River Zone	63%	22%	8%	7%	104
	Interior Vermont Zone	59%	26%	9%	6%	401
	Lake Champlain Zone	59%	27%	9%	5%	575
	Northeastern NY Zone	60%	27%	8%	5%	197
Years Hunting Waterfowl	5 Years or less	61%	24%	8%	8%	218
	6 - 10 Years	65%	22%	7%	6%	142
	11 - 20 Years	60%	24%	10%	5%	169
	21 - 30 Years	54%	33%	11%	2%	82
	More than 30 Years	51%	29%	12%	8%	164
Primarily Hunt For	Ducks	56%	29%	11%	4%	315
	Ducks and Geese Equally	62%	23%	9%	6%	357
	Geese	55%	26%	4%	15%	102

S3Q9_4 - How important are each of the following to your overall waterfowl hunting experience? - More youth hunting opportunities

		Very Important	Somewhat Important	Not Very Important	Not Important At All	N
Overall		35%	28%	18%	18%	772
Age of Respondent	25 or younger	43%	29%	16%	12%	134
	26 - 35	38%	29%	22%	11%	170
	36 - 45	39%	27%	15%	20%	162
	46 - 55	31%	25%	27%	17%	118
	56 or older	25%	31%	14%	30%	188
State of Residence	New York	38%	31%	18%	14%	169
	Vermont	35%	28%	18%	19%	541
	Other State	29%	24%	19%	27%	62
Gender of Respondent	Women	35%	31%	18%	16%	51
	Men	35%	28%	18%	19%	719
Level of Education	High School or Less	47%	27%	14%	13%	256
	Tech School/Some College	34%	29%	20%	17%	151
	College Degree	27%	33%	21%	19%	245
	Postgraduate Work	28%	20%	20%	32%	100
Household Income	Less than \$50,000	39%	31%	13%	17%	77
	\$50,000-\$74,999	35%	31%	21%	13%	94
	\$75,000-\$99,999	38%	22%	26%	14%	100
	\$100,000-\$149,999	36%	30%	13%	21%	159
	\$150,000-\$199,999	33%	27%	18%	22%	95
	\$200,000 or more	30%	29%	18%	24%	80
Zones Hunted In	Connecticut River Zone	44%	30%	15%	12%	103
	Interior Vermont Zone	33%	28%	19%	19%	395
	Lake Champlain Zone	35%	30%	17%	18%	570
	Northeastern NY Zone	35%	30%	21%	14%	197
Years Hunting Waterfowl	5 Years or less	38%	27%	17%	18%	216
	6 - 10 Years	31%	30%	21%	18%	141
	11 - 20 Years	36%	27%	21%	16%	168
	21 - 30 Years	44%	27%	20%	10%	82
	More than 30 Years	27%	31%	15%	27%	161
Primarily Hunt For	Ducks	29%	31%	20%	19%	313
	Ducks and Geese Equally	38%	27%	18%	18%	354
	Geese	40%	26%	15%	20%	101

S3Q9_5 - How important are each of the following to your overall waterfowl hunting experience? - No Split season

		Very Important	Somewhat Important	Not Very Important	Not Important At All	N
Overall		19%	28%	27%	26%	776
Age of Respondent	25 or younger	18%	33%	25%	24%	134
	26 - 35	16%	23%	33%	27%	171
	36 - 45	19%	27%	27%	27%	162
	46 - 55	16%	31%	32%	21%	118
	56 or older	25%	27%	21%	28%	191
State of Residence	New York	21%	30%	22%	27%	168
	Vermont	20%	26%	29%	25%	547
	Other State	8%	36%	31%	25%	61
Gender of Respondent	Women	20%	30%	26%	24%	50
	Men	19%	28%	27%	26%	724
Level of Education	High School or Less	23%	29%	24%	24%	258
	Tech School/Some College	23%	29%	26%	22%	151
	College Degree	13%	29%	33%	25%	246
	Postgraduate Work	18%	20%	26%	36%	100
Household Income	Less than \$50,000	26%	23%	26%	26%	78
	\$50,000-\$74,999	15%	36%	23%	26%	95
	\$75,000-\$99,999	25%	28%	26%	21%	100
	\$100,000-\$149,999	19%	27%	27%	27%	161
	\$150,000-\$199,999	9%	28%	31%	32%	95
	\$200,000 or more	9%	29%	35%	27%	79
Zones Hunted In	Connecticut River Zone	24%	28%	28%	20%	102
	Interior Vermont Zone	17%	28%	30%	25%	401
	Lake Champlain Zone	19%	27%	27%	27%	573
	Northeastern NY Zone	18%	29%	24%	30%	196
Years Hunting Waterfowl	5 Years or less	15%	28%	28%	29%	216
	6 - 10 Years	18%	29%	28%	26%	141
	11 - 20 Years	19%	29%	28%	24%	169
	21 - 30 Years	22%	32%	28%	18%	82
	More than 30 Years	24%	23%	25%	27%	165
Primarily Hunt For	Ducks	15%	32%	28%	25%	314
	Ducks and Geese Equally	23%	25%	26%	26%	357
	Geese	22%	22%	30%	27%	101

S3Q9_6 - How important are each of the following to your overall waterfowl hunting experience? - Reduced bag limit complexity

		Very Important	Somewhat Important	Not Very Important	Not Important At All	N
Overall		20%	36%	25%	18%	773
Age of Respondent	25 or younger	15%	38%	26%	21%	133
	26 - 35	20%	36%	25%	18%	170
	36 - 45	20%	42%	23%	15%	163
	46 - 55	21%	33%	30%	16%	116
	56 or older	24%	31%	25%	20%	191
State of Residence	New York	22%	33%	28%	17%	166
	Vermont	19%	38%	25%	18%	546
	Other State	26%	33%	21%	20%	61
Gender of Respondent	Women	20%	48%	16%	16%	50
	Men	20%	36%	26%	18%	721
Level of Education	High School or Less	24%	37%	24%	16%	258
	Tech School/Some College	24%	37%	25%	14%	151
	College Degree	17%	36%	27%	20%	244
	Postgraduate Work	14%	33%	28%	25%	100
Household Income	Less than \$50,000	28%	38%	18%	16%	76
	\$50,000-\$74,999	19%	40%	26%	15%	95
	\$75,000-\$99,999	29%	32%	22%	17%	100
	\$100,000-\$149,999	20%	34%	25%	21%	159
	\$150,000-\$199,999	8%	44%	32%	16%	95
	\$200,000 or more	15%	33%	28%	25%	80
Zones Hunted In	Connecticut River Zone	21%	38%	29%	12%	102
	Interior Vermont Zone	19%	36%	26%	19%	400
	Lake Champlain Zone	19%	35%	26%	19%	570
	Northeastern NY Zone	21%	34%	28%	17%	194
Years Hunting Waterfowl	5 Years or less	17%	41%	23%	18%	213
	6 - 10 Years	20%	39%	23%	19%	142
	11 - 20 Years	20%	34%	27%	19%	169
	21 - 30 Years	24%	39%	26%	11%	82
	More than 30 Years	21%	28%	29%	21%	164
Primarily Hunt For	Ducks	16%	38%	27%	19%	311
	Ducks and Geese Equally	22%	35%	26%	16%	357
	Geese	25%	35%	20%	21%	101

S3Q10 How satisfied have you been with your waterfowl hunting experience in the past 5 years?

		Very satisfied	Satisfied	Not very satisfied	Not at all satisfied	No Opinion	N
Overall		14%	62%	19%	2%	3%	782
Age of Respondent	25 or younger	16%	69%	12%		3%	134
	26 - 35	16%	66%	14%	1%	3%	173
	36 - 45	11%	67%	18%	2%	2%	163
	46 - 55	14%	60%	19%	4%	3%	119
	56 or older	15%	51%	28%	3%	3%	193
State of Residence	New York	16%	61%	20%	1%	2%	168
	Vermont	13%	63%	20%	2%	3%	552
	Other State	26%	61%	10%	2%	2%	62
Gender of Respondent	Women	16%	61%	16%		8%	51
	Men	14%	62%	19%	2%	2%	729
Level of Education	High School or Less	14%	62%	18%	3%	4%	261
	Tech School/Some College	19%	54%	25%	1%	1%	153
	College Degree	13%	66%	17%	1%	2%	247
	Postgraduate Work	13%	66%	15%	2%	4%	100
Household Income	Less than \$50,000	18%	67%	9%		6%	78
	\$50,000-\$74,999	15%	64%	19%	1%	1%	95
	\$75,000-\$99,999	10%	62%	26%	1%	1%	100
	\$100,000-\$149,999	16%	58%	22%	2%	2%	164
	\$150,000-\$199,999	19%	63%	15%	1%	2%	95
	\$200,000 or more	15%	64%	16%	5%		80
Zones Hunted In	Connecticut River Zone	16%	61%	20%		3%	103
	Interior Vermont Zone	13%	65%	18%	1%	2%	404
	Lake Champlain Zone	15%	63%	18%	2%	2%	578
	Northeastern NY Zone	14%	64%	18%	2%	2%	197
Years Hunting Waterfowl	5 Years or less	21%	67%	6%		7%	218
	6 - 10 Years	13%	69%	17%	1%	1%	142
	11 - 20 Years	12%	63%	24%	1%		169
	21 - 30 Years	2%	61%	29%	6%	1%	82
	More than 30 Years	15%	50%	28%	5%	2%	168
Primarily Hunt For	Ducks	15%	61%	20%	3%	2%	317
	Ducks and Geese Equally	13%	65%	19%	2%	2%	358
	Geese	18%	55%	18%		8%	103

S4Q2 How much money do you spend on waterfowl hunting in a typical year? (including trips, boats, blind equipment, decoys, etc.)

		Less than \$500	\$500-\$999	\$1,000-\$1,499	\$1,500-\$1,999
Overall		45%	25%	8%	6%
Age of Respondent	25 or younger	42%	27%	10%	9%
	26 - 35	37%	31%	11%	5%
	36 - 45	44%	24%	8%	4%
	46 - 55	50%	21%	7%	7%
	56 or older	51%	24%	6%	4%
State of Residence	New York	37%	25%	10%	5%
	Vermont	49%	25%	8%	6%
	Other State	29%	32%	10%	6%
Gender of Respondent	Women	43%	22%	14%	
	Men	45%	26%	8%	6%
Level of Education	High School or Less	41%	25%	6%	9%
	Tech School/Some College	44%	26%	8%	6%
	College Degree	49%	27%	10%	3%
	Postgraduate Work	48%	22%	12%	3%
Household Income	Less than \$50,000	46%	29%	6%	4%
	\$50,000-\$74,999	49%	22%	6%	6%
	\$75,000-\$99,999	49%	26%	7%	7%
	\$100,000-\$149,999	43%	31%	10%	4%
	\$150,000-\$199,999	54%	27%	6%	4%
	\$200,000 or more	33%	19%	8%	9%
Zones Hunted In	Connecticut River Zone	41%	25%	10%	6%
	Interior Vermont Zone	45%	25%	10%	6%
	Lake Champlain Zone	40%	27%	9%	7%
	Northeastern NY Zone	32%	24%	12%	7%
Years Hunting Waterfowl	5 Years or less	47%	27%	9%	3%
	6 - 10 Years	39%	28%	11%	8%
	11 - 20 Years	47%	27%	8%	5%
	21 - 30 Years	35%	29%	8%	6%
	More than 30 Years	48%	18%	6%	7%
Primarily Hunt For	Ducks	47%	28%	8%	4%
	Ducks and Geese Equally	39%	25%	10%	7%
	Geese	57%	17%	4%	4%

S4Q2 How much money do you spend on waterfowl hunting in a typical year? (including trips, boats, blind equipment, decoys, etc.)

		\$2,000-\$2,499	\$2,500-\$2,999	\$3,000 or more	Prefer not to say	N
Overall		4%	2%	6%	4%	782
Age of Respondent	25 or younger	3%	2%	4%	3%	134
	26 - 35	3%	3%	6%	4%	173
	36 - 45	7%	1%	9%	3%	165
	46 - 55	5%	1%	7%	2%	121
	56 or older	4%	2%	5%	5%	194
State of Residence	New York	7%	3%	7%	7%	169
	Vermont	3%	1%	6%	3%	556
	Other State	10%	2%	6%	5%	62
Gender of Respondent	Women	6%		6%	10%	51
	Men	4%	2%	6%	3%	734
Level of Education	High School or Less	5%	2%	8%	4%	264
	Tech School/Some College	6%	2%	5%	3%	155
	College Degree	4%	1%	5%	2%	247
	Postgraduate Work	4%	3%	6%	2%	100
Household Income	Less than \$50,000	3%		8%	5%	79
	\$50,000-\$74,999	4%	2%	6%	3%	95
	\$75,000-\$99,999	5%	1%	5%	1%	101
	\$100,000-\$149,999	4%	3%	2%	2%	166
	\$150,000-\$199,999	3%		5%		95
	\$200,000 or more	8%	3%	23%		80
Zones Hunted In	Connecticut River Zone	6%	1%	10%	3%	105
	Interior Vermont Zone	4%	1%	7%	3%	408
	Lake Champlain Zone	5%	2%	7%	4%	580
	Northeastern NY Zone	6%	3%	11%	6%	198
Years Hunting Waterfowl	5 Years or less	4%	1%	5%	4%	219
	6 - 10 Years	5%	1%	4%	3%	142
	11 - 20 Years	3%	2%	6%	2%	169
	21 - 30 Years	6%	1%	12%	2%	83
	More than 30 Years	5%	2%	8%	6%	170
Primarily Hunt For	Ducks	3%	2%	5%	3%	317
	Ducks and Geese Equally	6%	1%	8%	4%	362
	Geese	5%	3%	5%	6%	104

S4Q3 How often do you travel outside of the Lake Champlain area to hunt waterfowl?

		Every year	Most years	Occasional years	Rarely	Never	N
Overall		31%	10%	10%	20%	28%	782
Age of Respondent	25 or younger	27%	8%	8%	26%	31%	133
	26 - 35	40%	10%	9%	19%	22%	172
	36 - 45	29%	11%	13%	21%	26%	164
	46 - 55	30%	11%	4%	21%	35%	121
	56 or older	30%	10%	11%	18%	31%	192
State of Residence	New York	50%	11%	9%	16%	14%	169
	Vermont	24%	10%	10%	22%	33%	551
	Other State	47%	8%	3%	18%	24%	62
Gender of Respondent	Women	26%	8%	14%	14%	38%	50
	Men	32%	10%	9%	21%	28%	730
Level of Education	High School or Less	28%	7%	9%	23%	32%	262
	Tech School/Some College	32%	10%	8%	21%	29%	154
	College Degree	34%	13%	10%	18%	25%	246
	Postgraduate Work	30%	12%	10%	20%	28%	100
Household Income	Less than \$50,000	36%	10%	4%	22%	28%	78
	\$50,000-\$74,999	38%	4%	12%	19%	27%	95
	\$75,000-\$99,999	31%	13%	9%	18%	29%	100
	\$100,000-\$149,999	27%	12%	13%	20%	28%	164
	\$150,000-\$199,999	27%	11%	8%	24%	29%	95
	\$200,000 or more	38%	13%	8%	21%	21%	80
Zones Hunted In	Connecticut River Zone	52%	12%	5%	8%	24%	102
	Interior Vermont Zone	32%	12%	10%	19%	27%	405
	Lake Champlain Zone	29%	12%	12%	24%	24%	578
	Northeastern NY Zone	52%	12%	13%	14%	10%	198
Years Hunting Waterfowl	5 Years or less	28%	8%	7%	17%	40%	218
	6 - 10 Years	40%	6%	11%	19%	24%	141
	11 - 20 Years	29%	11%	12%	23%	26%	168
	21 - 30 Years	36%	14%	5%	31%	13%	83
	More than 30 Years	30%	13%	11%	20%	26%	168
Primarily Hunt For	Ducks	31%	11%	7%	18%	33%	316
	Ducks and Geese Equally	35%	11%	12%	23%	19%	361
	Geese	21%	3%	10%	20%	47%	101

Appendix B

S2Q9 Where do you learn about any changes to the waterfowl hunting regulations? (Select all that apply) – Other (Please Specify)

- Annual spring waterfowl N.Y. meeting
- book
- DEC
- DEC website
- directly from the fish and wildlife department
- emails
- emails
- emails sent
- firsthand I work there
- fish and wildlife agency emails
- flyers at convenience stores
- hunting and fishing yearly book of rules
- hunting regulation books
- I have game wardens that are friends
- I look at the Hunt/Fish NY app
- internet
- Local game ordinance
- Message boards
- pamphlet when you buy tags
- Podcasts
- refugee headquarters
- regs book
- The bag limits that are set now are fair
- the internet
- The one reason I wouldn't want a split season is because of changing weather patterns
- Used to participate in the board in colburn
- VTFW emails
- WARDENS
- waterfowl email
- Waterfowl team emails

S3Q1 Which type of land do you hunt **most often** for waterfowl? – Other (Please Specify)

- all equally
- All equally
- all of the above
- combo of state and fed
- Ducks, public. Geese private
- Lake Champlain
- open water
- private land by someone else and public state
- private land with permission and public water
- public land, unsure which type
- Public State or Federal land/water
- rivers/streams
- state land
- Timber company land
- unsure public land type

S3Q5_1 What would you consider to be the primary habitat that you hunt in the **Lake Champlain Zone?** – Other (Please Specify)

- Back water off the main lake as long as it's open water.
- beaver pond and marsh
- canal ways that branch off from lake
- Corn Fields
- Dead Creek and marsh
- where I can find them

S3Q5_2 What would you consider to be the primary habitat that you hunt in the **Interior Vermont Zone?** – Other (Please Specify)

- all corn
- all of the above
- beaver pond, river, and marshes
- Corn Fields
- cornfield
- Dead creek
- I don't
- marsh/beaver pond
- where i can find them

S3Q5_3 What would you consider to be the primary habitat that you hunt in the **Connecticut River Zone**? – Other (Please Specify)

- BaBacWater
- Corn field
- open ocean

S3Q6 For the following question, please think about all duck hunting areas and seasons you participate in. Please rank your top three overall preferred duck species to target. – Other (Please Specify)

- all of the above, depends on the day
- blue bells
- blue winged teal
- bufflehead
- Bufflehead
- divers
- does not hunt duck
- Don't hunt duck
- geese
- I don't hunt ducks
- merganser
- merganser
- Merganser
- Merganser
- Merganser
- never hunted any ducks
- NO PREFERENCE FOR DUCK
- no preference
- none
- none
- Pintail
- Pintail
- Pintail
- Pintail
- Pintail
- teal
- Teal
- whistlers
- whistlers
- wided
- Wigeon
- Woodcock

S3Q7 If you do not get to waterfowl hunt as much as you would like, what are the reasons? (Select all that apply) – Other (Please Specify)

- age
- age
- Age
- back hurts
- Bag Limits
- Big farms not allowed to hunt on their land
- College
- Conflict with other hunting seasons
- Conflicts with other hunters and disrespectful hunters
- Don't want to deal with other hunters
- Family
- Finding the ducks
- Hard to find companions to hunt with
- health
- health issues
- Hunting deer
- Hunting partner died.
- I am a native Vermonter that now lives in Florida. Travel time and expenses are the reasons I don't spend more time hunting.
- i have to travel to Vermont to hunt
- I'm getting old
- I'm getting too old!
- In my late 70's - age limitations
- in the middle of seasons i have limited time
- injuries
- Injury
- Lazy
- leaning on my own, no mentor
- live out of state
- moving out of state
- My age (72) and equipment (hunt from canoe)
- My kids are too young
- No dog
- Non-consumptive users and Ati-hunters
- not being able to get a duck stamp at post offices because they're sold out
- Not enough bag limit on geese. Late seasons not worth setting all my equipment up
- Not enough knowledge to hunt on my own
- Not enough people to man my boat
- Not going to hunt waterfowl in a field during bow and rifle season.
- Not knowing exactly where I can hunt on waterways (rivers, streams, ponds, lakes)

- physically getting old
- Plenty of ducks but way too many unethical hunters in the bays and river areas on Lake Champlain where dabbling ducks like to be
- Relentless Bass Tournaments
- Seasons are too short
- too many people in the places that she wants to go
- travel time to hunting location
- Water is low or dried up Birds are somewhere else
- Where I hunt, too many hunters and not enough ducks.

S3Q8 What would you consider to be the top three reasons that you participate in waterfowl hunting? – Other (Please Specify)

- All
- Adventure
- All of the above
- all of the above equally
- Dog
- Dog handling
- Dog work
- Dog work
- Dog Work
- excitement
- firing the shotgun
- Fun
- getting out with my dog
- getting outdoors
- helping regulate waterfowl
- Hunting with dog
- Hunting with Dog
- Hunting with my dog
- I have a dog that needs something to do.
- like to hunt
- loves to eat duck
- my dogs
- My dogs r born for this
- My Labrador retrievers
- not sure
- Opportunistic hunting
- overall experience
- pleasure
- Spending Time With Dog
- sport

- Taking my dogs hunting
- The Lab-Odin
- The thrill
- The thrill of calling birds in
- Thrill of it
- thrill of the hunt
- try out my shot gun
- Variety of shooting opportunity
- watching dog work
- Working my dog
- working the dog
- working with dog
- Working with my dog
- working with my retrievers

ADDCOM Thank you for your participation in this survey. If you have any additional comments that you would like the researchers to know about, please provide them in the box below:

- A lot of hunters (including guides) that need education regarding ethics
- A really low bag limit on ducks like scalp means there must be a declining or low population. Better off not hunting at all rather than have a 1 or 2 bird limit.
- A suggestion I have would be to have a larger bag limit for late season goose. As opposed of going from early season where you can shoot upwards of 15 per person to late season where you can only shoot 2 per person. Bag limit should be closer to 5 per person at least during the late season. Thank you
- Access to resident geese is near impossible as they spend most of their time in areas like the Region 1 NYDEC headquarters front lawn.
- Adding more reporting stations would be helpful
- All information and regulations or events should have multiple points of contact/ways people can find out about it and get involved the community/get involved without necessarily hunting.
- Allow bag limits In each state
- Always liked it when every other year opening day was on Wednesday.
- At my age and experience with waterfowl hunting, I find that bagging a duck or two is no longer very important. I just love being in cattails before daybreak, listening and watching, and hearing waterfowl wings overhead. If a few ducks decoy, I'm delighted. If not, I always see and hear something of interest in the marsh. I duck hunt now because I still feel that stir in my heart when the weather turns cold and the leaves turn gold. I feel fortunate that I have a camp on Lake Champlain and can paddle my canoe a few hundred yards to a cattail point. I hunt alone now as I'm some distance from old duck hunting buddies and the grown kids who used to go when young.
- Birds don't migrate as much due to weather. hit or miss.

- Canada goose bag limits are way too low. Why go out and set up all the decoys then have to pick up everything after only a couple of geese are down partially since Canadas are a nuisance everywhere and in increasing numbers
- Change Interior Vermont to close when Lake Champlain closes.
- Change the policies along the Champlain valley so farmers don't have to trim land so early. There is not as much feed for the migrating birds. Regulations are different in NY.
- Currently in Vermont hunters do not need permission to hunt on private land unless the property is posted. I believe people hunting on private land should be responsible for obtaining written permission from the land owners regardless if the property's posted status.
- Dear researchers thank you for doing this survey it really helps us hunters. The one thing I would like to add is while hunting ducks it is hard to tell the difference between black ducks and female mallards from shooting range. Especially for new hunters so maybe making black ducks count toward your mallard bag limit and increase said bag limit instead of being two sperate limits. Thanks again.
- Do I get a free hat?
- Don't make it hard pertaining to seasons, concrete days.
- Duck and geese need 3 things food, habitat and a place to rest, Vermont has lost most it's food due to farming practices so the fly ways move west where the food is. With no real food and the large population of geese are we starving the puddle ducks out. With hunter numbers dropping we are in big trouble. We may soon be regulated by the legislature like they're trying to do to the bear and coyote hunters. Then these beautiful birds will have no support at all.
- Duck flights or numbers seem to have changed. 5 years ago we had great hunting in the corn. Only hunt geese in the corn until youth rifle season. Grew up on Champlain, had some great hunts.
- Duck species of Mallard and Black need support. Weather patterns seem to be driving migrations further east toward the coastal regions vs Lake Champlain corridor. Public lands areas with too many hunters crowding and actively competing for spots I just don't go or go on "off days". Need more enforcement of separation distances in hot spot places like Goose Bay in Swanton/Alburg/Highgate. Those jerks are going to hurt somebody. Split seasons make absolutely NO SENSE at all from the field. Geese I harvest opportunistically while hunting ducks but definitely overpopulated and need larger limits to make hunting more effective at population control. Snow geese barely come to VT anymore.. vast majority in this zone gone west to NY because of available waste grains over there. VT Agricultural practices spoil the food availability in VT just as the snows are coming through.
- Every property is owned by the big farms so no hunting fields unless you work for them. And the seasons seem to not be aligned with the times the birds are here. And one year we had a limit of one goose up here in NY but down south in NY the limit was a lot higher than the northern zone.
- Farm runoff ruining waterfowl habitat.... far more money and effort by state to perpetuate habitat and breeding opportunities...encroachment of solar fields and other infrastructure too close to designated wildlife areas

- Farms are getting fewer and bigger. Outfitters have leased most of the large farms in my area. Those few that are not leased have so many hunters asking permission the answer is usually "no".
- Fish and game websites could be more clear on season dates, especially the Vermont one. It gets confusing, you have to dig to find the most accurate information
- For New York and Vermont, they didn't have the split season for the past couple of years, they should have the split season and push back the start date and have the end date be in January because of the winters.
- Global warming and warmer fall temperatures are certainly impacting the migration... Also, here in Vermont it seems that we have numerous Wildlife Management Areas - But limited to No access to said sites...???
- Happy about expanding geese to 2 packs
- Having duck hunted Lake Champlain for almost 25 years, there is a noticeable shift in duck numbers from the beginning till the end of the season. It seems like birds are migrating later and later each year. I used to hunt from start to finish, now I tend to start hunting in November and really put time in during December. You may want to consider even pushing the season into January of the next year as there is no doubt still birds around, especially divers. Regardless I enjoy how the season at least now goes to the end of December instead of the beginning/middle. Thanks!
- Hi Andrew.
- Interesting survey, I would be curious to see how many hunters use a dog for waterfowl.
- I actually hunt primarily in the interior zone but was unable to go back to that question in the survey. Please correct this.
- I always think it's good that researchers are doing stuff to figure out what's going on in the waterfowl community, they have many varied opinions. It's great that universities have as much contact as they can with hunters
- I appreciate it and thank you for what you are doing.
- I believe that trying to fit in the waterfowl and rifle season - without encroaching on the other season is difficult.
- I don't hunt in VT too frequently. I hit primarily near my home in NH, but each year I seem to spend more time in VT.
- I don't like when it starts on a Wednesday, I'd rather the season start on Saturday
- I feel strongly that there needs to be more regulation of non-consumptive users and anti-hunters and protection for LAW ABIDING participants. The harassment of the above listed individuals is truly brutal! It is hard to pass on the importance of the resource and hunting as a conservation tool when you also have to contend with the previously mentioned people/ groups. I feel that too many of our regulations are being tainted by these groups and the focus is on politics and not science.
- I find years that bag limits are 1 goose or 2 mallards it's not worth setting up to hunt. I fully understand if the population doesn't support the numbers but I would like to understand the reasons for changing year to year bag limits.
- I find your split zones useless and your seasons on both ducks and geese too short! Limited access areas hard to reach. For both hunting waterfowl and big game I find it more cheaper

and more rewarding to hunt were the game is, I will spend my money in states and countries that that provide a more enriching experience

- I heard through the grapevine, is it true that NY state will open with a new teal season only? it would be nice to have an early September teal season
- I know it's important to have youth and military hunting but opening the season for them prior to the main opening day has ruined hunting as far as I'm concerned. The ducks are already shot at, very skittish and the opening days have declined tremendously since these youth weekends have started. Maybe this is intentional to have birds shot less I don't know, but it has significantly reduced the enjoyment of hunting on opening day. I used to limit out every single opening day, in the last decade and probably limited out just a few days. Much less birds and much more skittish and won't decoy. Just my two cents.
- I know split season is very important for some people to have a later closing date. Conflict with guys fishing down south end can be a big deal.
- I never grew up hunting and did not grow up in New England... So, finding place to hunt is a huge challenge. And, when land/opportunities are available, it seems like the season here is stacked towards periods of times where bird traffic is minimal. It definitely seems like (whether due to climate change or what) the vast majority of birds are not arriving/transiting the area until later and later in the season. The best days I've had have come right around the Christmas holiday, and last year I watched concentration of birds filling the areas I hunt well after the season had closed.
- I only hunt the Ct. River zone as that is where I live. I prefer the late season as there are more birds, less hunting pressure and the weather is colder. I put much less effort into it now, but love being out along the river with my lab. I do think the limits are too restrictive for the average hunter who may or not be able to easily ID species. Fortunately, it is not a problem for me.
- I only spend one week per year in Vermont hunting grouse and waterfowl. I'm a Maryland resident.
- I prefer a Wednesday opener least every other year, and the later end date on Champlain zone the better the hunting typically is so prefer late December close
- I primarily hunt Lake Champlain late season, I would like that season to go as late in December as possible.
- I think more needs to be done about the Cormorant problem. Back in the 1980's there were only a few spotted. Now we watch hundreds land at a time on more than just one occasion. Other than that, the Lake Champlain basin has seen great improvement. Bald Eagle and Loon sightings are a daily experience, and evidence of a healthy ecosystem. There has been great success with the Lamprey program also. Perhaps the same type of energy and resources could be used to bring the Cormorant numbers down to zero again.
- I think that the interior and lake Champlain zone should be split by rte 7 and not 22a. Perhaps seasons should all be the same or not separated into zones. I was pleased to see interior zone was open later this year. With ice conditions not forming until later in the season birds seem to use the open interior zone with better food resources and the lake is dead. I would love to see more public hunting lands and breeding habitat conservation on Champlain and its tributaries. With all the storm events bottomlands are getting less

expensive and it would be great to see more public field or restored floodplain hunting opportunities. Shorelines are becoming more and more scarce and land owners less friendly to hunters especially ones up at 5am blasting. I would prefer seeing more bird diversity and killing more mallards (glad to see it's back to 4).

- I think that tradition and dog training is especially important when considering why people hunt.
- I think the bag limit during earlier season of ducks could be higher - I know some states allow 8 ducks, we would be okay with that number in the northeast and Lake Champlain zones... that goes off from population numbers as well - if its a low year obviously not... if its a high or avg year then yeah...
- I think with the climate getting warmer, the ducks don't move in until later in the season/after the season is over, especially with diver ducks. Maybe a late diver duck season closing in late December-mid January would provide more opportunity to diver duck hunting on Lake Champlain.
- I was expecting a question regarding what day of the week waterfowl season begins.. Historically the first day has rotated between Wed and Sat openings. My preference on this would be an opening day of Wednesday. Thanks for including me in your survey, I hope my answers are helpful!
- I would like separate duck hunting seasons from deer hunting season - I don't want to miss one them
- I would like to keep the split season open later in the year, we typically target diving ducks which depending on the weather changes do not start heavy migrations until late in the season. If there was a way to split seasons for goldeneye and scaup to allow hunting into mid January that would be ideal based on the numbers we have seen late season in recent years
- I would like to see a mentoring program for hunters taking up new sports, or members newly receiving their Hunter Safety certification. Someone local to discuss the ins & outs, including how bag limits work, to advise on locations and decoys, etc..
- I would like to see an early teal season for a chance to get blue wing teal
- I would like to see the blue bill, why we can only shoot one when there are thousands every year.
- I would love to see a September wood duck only season. I see a ton of wood ducks in September during the early goose season but numbers start go down by the time the season opens in October.
- I would prefer that the southern NY zone to have 2 different veteran days and the interior NY zone have 2 different veteran days.
- I would suggest an education flyer to identify ducks that a hunter can plan on seeing. I believe this will help some understand the waterfowl abstracts. Also I would lower the daily limit to 3 ducks total. Moreover not splitting the season impacts the diver duck season. They don't arrive until late November and it's helpful to those who already bagged a deer. They can still get out and hunt later in December. Also the snow goose population is almost nonexistent in the lake Champlain zone.
- I'm a first-generation waterfowl hunter. I got into it because friends recruited me and because of YouTube channels like MeatEater. I'm 30 now but wish I got into waterfowl

hunting earlier. Youth programs are very important for new hunter recruitment. I wish there was more continuing ed available for "moderate" experience level hunters. I went to a Waterfowl Hunters Ed/Waterfowl ID course so I can get onto National Refugees and was amazed at how far people traveled to take the class. There just weren't many available post-COVID.

- I'd like to see more youth out hunting, like I said in survey it's very hard to find land where I'm from when a big farm don't allow people to hunt it's sad lotta great land an great memories to be made there.. not many can afford this type of hunting with equipment an travel that's why I hunt close to home ... Thanks for your support
- I'm a Rutland Co resident, I hunt interior VT zone, usually the last 3 weekends of the season are by far the best 3 weeks of the season, I've seen as much as 300+ ducks in huge flocks, mass amounts of geese as well, I've learned the wood ducks are the first to leave and the mallards/black ducks push hard with a heavy cold front, I hope to see VT fish and game extend the season into early January, keep the goose bag limits high and maybe even up the mallard bag limit to 6 for the month of December till the end, limiting out on mallards in December comes sometimes before 9am. I love all the work you guys do thank you!
- I'm curious of the results of this survey, hopefully there's enough willing participants, but would like to receive a notice when I'll be able to read a published conclusion or paper to my email
- I'm more likely to take a survey over the phone when I can talk to someone rather than push buttons
- Increase the bag limit amount for geese in the late season - the second season...
- Is anyone looking into why lake Champlain has more Scaup than ever in the last 10 years? and are the breeding areas changing? I see more diving ducks breeding in the Lake Champlain zone where that was something you never would see 10 years ago? I have hunted and fished my entire life and see 10s of 1000s of Scaup now where you would only see a few 100 in the past, but yet the survey numbers are declining .. Thanks
- It would be nice if both the VT and NY portions of Lake Champlain were combined so you could hunt the entire lake without having to buy a license for each side of the lake, with the same bag limits. The early season Goose hunt should be eliminated. With the massive amounts of Bluebills, we see on the lake the bag limits need to be substantially increased to justify the expense and time needed to make hunting them worthwhile. Typically, the hunting on Lake Champlain gets better towards the end of the season. No one likes to hunt waterfowl when it's 70 + degrees! Eliminate afternoon/evening hunting. This will give the birds a chance to rest and stay around longer.
- It would be very helpful to have the agencies provide maps/literature of access areas and places where waterfowl hunting is legal. Federal, State, other... Finding places to hunt to make sure you are following all the rules and regulations is the most challenging part and creates a barrier to entry. I would love to get out and hunt more, but it's very difficult to understand the places that will allow it.
- It's not necessarily access to Lake Champlain, the issue I ran into over the last 10 years was a bunch of small farms where farmers would let you hunt, all those small families sold out to bigger farms. Even if you go to those bigger farms with an insurance policy they don't let anyone hunt their fields. I had an enclosed trailer with a whole spread and got out of field

hunting one time because there was nowhere to go. In more recent time there has been more pressure on public waters but I'm pretty sure it's just because guys can't get into fields. It's impossible to hunt

- Just not the ducks there used to be, used to tag out in a couple hours and be selective on what you shot.
- Just try for public land access, and bag limit is already very small compared to other states, so there will be a decreased interest in duck hunting if the bag limit stays where it is and does not increase.
- Keep seasons as late as possible, migration is happening later and later every year.
- keep surveying people who actually spend time outside, keep decision making to the sports men
- Keep up the data collection it's important.
- Keep up the great work on thoughtful regulations, enforcement, habitat improvements, land acquisition and hunter recruitment! I pay my Vermont fees with a smile on my face. The federal stamp price is way too high - it is driving down the number and more importantly the diversity of waterfowl hunters. Please let the Feds know they are killing the activity, especially among younger hunters, new and diverse groups of hunters and hunters with lower incomes. This cannot be an activity exclusively for well-off white men who have hunted waterfowl their entire lives and that is the effect of the high federal stamp price.
- Last two questions should be taken off, focus on habitats and cleaning trash.
- Last year was my first year hunting waterfowl and I only targeted Canada goose. I didn't have any of my own equipment specific for waterfowl, so I was limited to going with friends who had extra equipment that I could borrow.
- Lifetime deer hunter, new to waterfowl in these past 3 years. Hope this was helpful!
- Limit line in syllabus
- Looking into a September duck season
- Me personally I would like to see a bigger daily bag limit for Canada goose during the migratory season in the interior zone. I don't travel much, I have kids, kinda busy so hunting closer to home is important and honestly sometimes I find myself going why do all the work to scout and set up for 3 geese? that honestly has kept me home on a few occasions. If it was upped to 8 or 10 I think I would go more. Don't get me wrong getting out to go hunting is something I enjoy and wouldn't trade it for anything other than trading a goose hunting day to go sit in my tree stand with my bow for a deer, way less set up isn't a big deal if I don't shoot anything
- More goose limit in the mid-season. Open duck hunting up earlier
- More Public access and seasons should be open when ducks and geese are most plentiful.
- My best weeks hunting last year were middle of November and beginning of December
- My big concern for the Connecticut river zone is freezing or lack of. It can always mess up a season as the river and skinny water can freeze out birds. I also feel like I've seen a decline in migrating birds. They may have left for greener pastures. Literally. We need less mature forest and more large fields and agriculture. Vermont has been hugging trees that provide little resources.
- New duck hunter just learning how to go on my own. Answers may change over time!

- New York is better. I went a few years ago and got some fully body decoys, it was unbelievable with the amount of birds! They hardly see the same kind of geese over there than what we usually see.
- New York State Canada Goose regulation / populations are micro managed to the detriment of hunters and possibly geese. When I have attempted to provide feedback to NYSDEC waterfowl managers met with a placating “we know best” attitude. The favorite response from them is “this is what our desk data shows us”, which tells me they are not out in the field. Vermont Department of Wildlife expressed interest in what hunters concerns are at annual meeting and provided very good data to support their positions. They will actually call you back. Keep up the good work. NYS is well NYS.....
- No straight seasons in the Lake Champlain Zone
- Not an avid waterfowl hunter just a good reason to walk in the woods if I see them it’s a bonus
- One issue with accessing land to hunt is understanding conservation easements - some allow hunting and some don’t and information about whether or not they do is tough to come by. Because of this, we stay generally on public land instead of easements, but if hunting is permitted at these sites, more information saying so would be beneficial.
- Open up even sooner, run in September for ducks, ending beginning of December.
- Opening day of the season sometimes coincides with deer hunting which is a real bad conflict because you have to decide if you’re gonna duck hunt or deer hunt. The opening days should be before deer season starts
- Opening day should be in the middle of the week like it used to be. Then every 5 years open it on a Saturday. This elevates opening day hunting pressure. Also we need to open the season early and end it late. We miss the start of the Teal migration and even some of the wood ducks. Vermont also needs a dove season
- Our season are not aligning with the weather conditions, it seems to stay warmer in later months and we rarely get to see migrating ducks in November and December.
- Our state is regulated by Vt. Although according to agreement I helped participate in the 70’s, we on the N.Y. state side of the pond get little or no say in season setting dates! Oh yeah, they hold meetings over here and give us opportunity to speak and then just do what they think Vt. wants. They supposedly work with our region 5 who just lays back and endorses what Vt. biologists state for seasons! Example: we have asked that our LC season open early October so we too can harvest blue wing teal (that southern states have early seasons for) and also our most prevalent bag duck, woodie, and they refuse to do so stating Vermonters want to shoot geese opening duck season and framework won’t let them till 2nd weekend in Oct. This after they have hunted geese prattle the whole month of Sept. already!! This up of taxation (NY State land taxes and hunting fees) without “proper” representation needs to be addressed by our State representatives!
- Overall, I think both Vt. and NY. do a good job managing the Champlain zone.
- Please devote more resources to habitat improvement projects, including designated parking, trails, boat launching, acceptable areas for construction of blinds, firearms safety, etc.
- Please don’t change the Lake Champlain zone and interior zones boundaries. I know this has been brought up in past waterfowl meetings. Moving the interior zone boundary further

west to the edge of lake Champlain would reduce opportunities to hunt field ducks later on in the year.

- Please implement a cormorant season in the Lake Champlain area. The cormorants are destroying hunting and fishing habitat.
- Please send me the results
- Public access is the largest barrier of entry for most who can invest \$\$\$\$ into a boat. The national wildlife refuge should be an excellent opportunity for draw hunts and or later season access. I would also like to see more land management projects with private landowners to increase waterfowl productivity.
- Raise bag limit for Lake Champlain regular season for Canadian Gease and have no spilt season- straight through
- Raise the middle goose season limit in the central VT zone to at least 5 and lower the late season to 3
- Reciprocal with NH?
- Regarding LCZ duck dates would be a good idea to have 2 splits, opening early as possible in October for only 3-4 days close for a week or two then open again for a week or so close for a bit then open again to end of December. Some years many ducks migrate out of LCZ before Mid October opener, also hunting is only good for a couple days at a time early season and time is needed to let birds rebuild
- Regulations and zones are too complex. Split seasons with interior zone ending in December usually means lost days because small waters are frozen over and the ducks move over to big waters like Lake Champlain and the Connecticut River.
- Regulations too complex.
- Seems that waterfall hunting is declining. I would hunt more often if I had a companion.
- Seen a huge decline of geese and ducks in the past 20 years, used to have a ton of snow geese in the Connecticut river zone and now there are none and something needs to be done to get this changed or fixed
- Sept goose season should end at sunset, not 1/2 after. Encourages late shooting Blows up the roost for ducks Isn't needed
- Several questions should not be made to hunters. They should be answered only by waterfowl biologists for the purpose of keeping or improving the population of waterfowl.
- Take my answers with a grain of salt. I'm a novice hunter and don't get out much. I just follow what the rules say and go by that
- Teach hunters how to prepare game for the table...with videos. Old hunters like me will soon be gone.
- Thank you for doing this survey. I would like to know more about the radio-collared hen mallard survey that has been done recently.
- Thank you for taking the time to gather this information. The more data/feedback we can get and apply to waterfowl hunting, the better we can learn.
- Thank you for your work to sustain this resource and provide opportunities to hunt waterfowl!
- Thank you for your work.
- Thank you reaching out. I hope this will help.

- Thank you.
- Thank you.
- Thanks for the service
- That was a pretty cool survey. Thank You.
- The ability to comment on each question would be good... expand survey and be less generalized and then you will get somewhere - you can get false info online just as quick as you can get real info... modelizing a survey is not going to get anywhere - too general - more specific per area... notes people give you at end of survey are much more important than the survey itself... coming from perspective of a biologist - online separates you from real people and their experience... field managers should be out getting more info and be in touch with wildlife instead of sitting behind computer.... needs to be more fieldwork like back in the day...
- The bag limit lower. The season needs to go higher.
- The diver season should end later than it does
- The duck hunting in Addison County is nothing like it used to be. I would hunt a lot more if it weren't so. It seems like the ducks are showing up later and later, the best hunting now is in December and then the season ends.
- The lack of ducks in this dly zones...what would be your explanation? Global warming or what?
- The migration has moved west. The birds aren't on the east coast like they used to. I'd like to know the main reason for that
- The number of duck hunters has been decreasing in the Lake Champlain zone. The number of ducks have also been decreasing.
- The question about how often do you travel outside of the Champlain zone is poorly worded and implies we either live or hunt primarily within that zone. I'm from the NEK and have never hunted the Champlain zone
- The results are only as good as the questions. Some of the questions are lacking
- The seasons should be staggered more because ducks seem to fly later, earlier season there's not much out there. I like to go later in the season
- The spilt season for regulating geese and ducks is troublesome because the birds have already started to fly.
- The upkeep of state boat launcher is important to me.
- There are tons of scaup on Lake Champlain especially when you can only take 1-2 depending on time of year... would like to see it be bumped up a tad more to give more shooting opportunities for people
- There needs to be an open season on Cormorant. They are destroying the land with their poop, they are depleting the fish population and are a nuisance. I'd like to ad also that most of the Canada goose flyway has seemed to have shifted to the New York side of Lake Champlain. That being said myself and other hunters feel as those the geese that we see over on the Vermont side of the lake are local birds that have access to water and food year round. So when you get a 1 goose limit it's hardly worth going out for. This years bag limit is 3 which is nice but 5 would be more practical. As far as scaup goes I don't understand why the limit is 1 and 2. They raft in groups of 100+ you would have to buy 100 decoys to even get

a chance at shooting at them. So all that money and time would have to be invested into getting 1 or 2 birds..

- They close early season September the geese fly away by that time.
- This year the Lake Champlain opens on fifth of October and closes on the 13th and in NY it opens on October 12... I don't understand why both sides of the lake wouldn't be open at the same time
- Trend of fewer birds in this flyway has me concerned
- Vermont and NY really need to curtail the bass tournaments during waterfowl season. Not issuing permits for bass tournaments does not prevent anyone from fishing, but eliminating the competition/business side of fishing will do a lot to prevent conflicts. If I had a dollar for every time I had to unload and wait for bass boats to get out of range, or stop casting around decoys, I would be a wealthy man. I have witnessed a dramatic decrease of hunters in the Shoreham VT area where I hunt, and the commonly heard reason when I ask why someone doesn't hunt anymore is bass tournaments. These tournaments are continuous all spring, summer and fall. Having a few weeks to waterfowl hunt without them is not asking too much...and may be the only solution for saving a dying tradition on Lake Champlain. It's sad and depressing, I would hunt considerably more than I do without the aggravation of bass tournaments.
- Vermont state should do more conservation work
- Veterans Day Hunting for Lake Champlain
- Want opening day in the middle of the week. Too many hunters on weekend.
- Wants the duck and geese season to go until the first of the year
- We do not have enough habitat to hold waterfowl here in northern Lake Champlain while migrating. The late birds go through without stopping .
- Weren't very many questions about New York areas specifically. I feel like that is leaving a lot of opinions out.
- When I was younger and hunting down in Addison County Down in dead Creek. By the goose reserve, they used to be. Approximately 33000 geese. Down on that reserve and I don't think that there's even a quarter of that number down there Anymore.
- Where I live and hunt, migratory geese don't come through it seems until late November. Can early goose season stay open with a bigger bag limit into October? Would reduce nuisance goose population. The new late season is hard because I don't know anyone with fields to hunt and the lake is usually frozen where I can access.
- Why do limit the questions on start dates to only weekends. Wednesday openings were great. The verbiage for your questions seem to be quite leading and only to collect or point to data points that are currently desired, leaving no room to learn the truth. This survey seems to just be used to defend a predetermined ways of thinking regarding waterfowl in Vermont. It does not collect data in a scientific manner, only a biased one, and one that keeps the bias in it
- With the seasons and bag limits being what they are for Canada geese,(too short, too low). i find it hard to believe that fish and game depts in the Lake Champlain area, have done actual counts in the fall. Populations are at an all-time super high number. 64 yrs of hunting

tells me this. Also, local guides (2) have 90% of private lands on the northern NY side, leased and have all but eliminated places to hunt.

- Worried that bag limits are too liberal. Number of ducks seems to be down.
- You forgot to include the Hudson River zone in NY where I and others in southern VT hunt (I live in Bennington VT)!!!!
- Youth duck season prior to regular is a horrible idea, as ducks are known to be sensitive to pressure and will vacate an area when shot at. They push the birds out of the marshes and ponds, and the state keeps increasing the age of a “youth” hunter to now allow kids with drivers license to hunt. The single biggest issue I have with all youth hunting seasons is there is zero evidence they fulfill the initial reason for instating these seasons - recruitment . Almost all “youths” hunt with parents or family members who already hunt - they would have hunted anyway, just as was the traditions for decades. And “youth seasons” remove available ducks, turkey, deer, etc. from what was available for all prior to this. There is zero evidence of “youth season” recruitment, or would not have hunted “but for”. End it, or at very least make maximum age something reasonable such as age 12

Appendix C

VT/NY Waterfowl Hunter Survey

Survey Flow

Standard: Screening Questions Block 1 (4 Questions)

Branch: New Branch

If

If Did you hunt waterfowl (ducks or geese) in New York at any time during the past five hunting seas... Yes Is Selected

Or Did you hunt waterfowl (ducks or geese) in Vermont at any time during the past five hunting seasons? Yes Is Selected

Standard: Screening Questions Block 2 (2 Questions)

Branch: New Branch

If

If What zone(s) have you hunted waterfowl in during the last 5 years? (Select all that apply) Lake Champlain Zone Is Selected

Or What zone(s) have you hunted waterfowl in during the last 5 years? (Select all that apply) Interior Vermont Zone Is Selected

Or What zone(s) have you hunted waterfowl in during the last 5 years? (Select all that apply) Connecticut River Zone Is Selected

Block: Section 1: Waterfowl Hunting Effort and Harvest (7 Questions)

Standard: Section 2: Season Structure and Preference (10 Questions)

Standard: Section 3: Hunter Accessibility and Satisfactions (11 Questions)

Standard: Section 4: Background Information (7 Questions)

Start of Block: Screening Questions Block 1

INT Thank you for your participation in this study. You are one of a group of hunters randomly selected to provide information about your waterfowl hunting activities in New York and/or Vermont. This study, jointly conducted by the Vermont Fish and Wildlife Department, New York Department of Environmental Conservation, and the University of New Hampshire Survey Center, is an effort to learn about waterfowl hunting activities in northern New York and Vermont. Your responses will help waterfowl managers make decisions to improve hunting opportunities and to better manage duck and goose populations.

Your participation is voluntary. Your responses will be confidential and the UNH Survey Center will only report the results without any identifying information.

If you have any questions or concerns, please feel free to contact Zach Azem at the UNH Survey Center (Zachary.Azem@unh.edu, 603-862-4858) or Andrew Bouton at the Vermont Fish & Wildlife Department (Andrew.Bouton@vermont.gov, 802-622-4823).

S1INT **Section 1. Waterfowl Hunting Effort and Harvest**

Please provide the following information so that waterfowl biologists may better estimate waterfowl harvests in New York and Vermont.

S1Q1 Did you hunt waterfowl (ducks or geese) in New York at any time during the past five hunting seasons?

- Yes (1)
- No (2)

S1Q2 Did you hunt waterfowl (ducks or geese) in Vermont at any time during the past five hunting seasons?

- Yes (1)
- No (2)

End of Block: Screening Questions Block 1

Start of Block: Screening Questions Block 2

S1Q3 What zone(s) have you hunted waterfowl in during the last 5 years? (Select all that apply)

- Lake Champlain Zone (1)
- Northeastern NY Zone (2)
- Interior Vermont Zone (3)
- Connecticut River Zone (4)
- None of the above (5)

Display This Question:
If S1Q3 = 1
Or S1Q3 = 2
Or S1Q3 = 3
Or S1Q3 = 4

S1Q4 On average, how many days did you spend hunting in each zone each year? (Please enter numbers only)

	Average days hunted/year (1)
<p><i>Display This Choice:</i> If S1Q3 = 1</p> <p>Lake Champlain Zone (S1Q4_1)</p>	
<p><i>Display This Choice:</i> If S1Q3 = 2</p> <p>Northeastern NY Zone (S1Q4_2)</p>	
<p><i>Display This Choice:</i> If S1Q3 = 3</p> <p>Interior Vermont Zone (S1Q4_3)</p>	
<p><i>Display This Choice:</i> If S1Q3 = 4</p> <p>Connecticut River Zone (S1Q4_4)</p>	

End of Block: Screening Questions Block 2

Start of Block: Section 1: Waterfowl Hunting Effort and Harvest

S1Q5 Which of the following best describes how often you hunt waterfowl?

- Every year (1)
 - Most years (2)
 - Occasional years (3)
 - Rarely (4)
-

S1Q6 Do you hunt primarily for:

- Ducks (1)
- Geese (2)
- Ducks and Geese Equally (3)

S1Q7 When do you do most of your waterfowl hunting?

- Mostly on Weekdays (1)
 - Mostly on Weekends (2)
 - Equally Between Weekdays and Weekends (3)
-

S1Q8 Do you find waterfowl bag limit regulations difficult to understand?

- Yes (1)
 - No (2)
-

S1Q9 Which of the following would you prefer regarding greater/lesser scaup bag limits:

- Bag limit of 1 for first 40 days of the season (1)
- Bag limit of 2 for the first 20 days of the season (2)
- Bag limit of 1 for all 60 days of the season (3)
- I do not hunt scaup (4)
- No preference (5)

S1Q10 In an average hunting season how many days do you devote to the waterfowl listed below?

	0 Days (1)	1 Day (2)	2-4 Days (3)	5-10 Days (4)	More than 10 Days (5)
Dabbling Ducks (S1Q10_1)	<input type="radio"/>	<input type="radio"/>	<input type="radio"/>	<input type="radio"/>	<input type="radio"/>
Diving Ducks (S1Q10_2)	<input type="radio"/>	<input type="radio"/>	<input type="radio"/>	<input type="radio"/>	<input type="radio"/>
Mergansers (S1Q10_3)	<input type="radio"/>	<input type="radio"/>	<input type="radio"/>	<input type="radio"/>	<input type="radio"/>
Canada Geese (S1Q10_4)	<input type="radio"/>	<input type="radio"/>	<input type="radio"/>	<input type="radio"/>	<input type="radio"/>
Snow Geese (S1Q10_5)	<input type="radio"/>	<input type="radio"/>	<input type="radio"/>	<input type="radio"/>	<input type="radio"/>
Brant (S1Q10_6)	<input type="radio"/>	<input type="radio"/>	<input type="radio"/>	<input type="radio"/>	<input type="radio"/>

S1Q11 In which of the following **Canada goose** seasons do you typically hunt in? (Select all that apply)

- Early resident (September) (1)
- Regular migratory (October-November) (2)
- Late resident (December-January) (3)
- None of the above (4)

End of Block: Section 1: Waterfowl Hunting Effort and Harvest

Start of Block: Section 2: Season Structure and Preference

S2INT Section 2. Season Structure and Preference

Please provide the following information regarding season structure so that managers can better align seasons with hunter's preferences.

S2Q1 When do you prefer the opening day of **duck** hunting season in the following zones?

	First Weekend of October (1)	Second Weekend of October (2)	Third Weekend of October (3)	Fourth Weekend of October (4)	No Preference (5)
Lake Champlain Zone (S2Q1_1)	<input type="radio"/>	<input type="radio"/>	<input type="radio"/>	<input type="radio"/>	<input type="radio"/>
Interior Vermont Zone (S2Q1_2)	<input type="radio"/>	<input type="radio"/>	<input type="radio"/>	<input type="radio"/>	<input type="radio"/>
Connecticut River Zone (S2Q1_3)	<input type="radio"/>	<input type="radio"/>	<input type="radio"/>	<input type="radio"/>	<input type="radio"/>

S2Q2 When do you prefer the opening day of **Canada goose** hunting (regular migratory October-November) season in the following zones?

	Second Weekend of October (1)	Third Weekend of October (2)	Fourth Weekend of October (3)	No Preference (4)
Lake Champlain Zone (S2Q2_1)	<input type="radio"/>	<input type="radio"/>	<input type="radio"/>	<input type="radio"/>
Interior Vermont Zone (S2Q2_2)	<input type="radio"/>	<input type="radio"/>	<input type="radio"/>	<input type="radio"/>
Connecticut River Zone (S2Q2_3)	<input type="radio"/>	<input type="radio"/>	<input type="radio"/>	<input type="radio"/>

S2Q3 Would you prefer the opening of duck hunting season in different zones to be on the same day or on different days?

- Open on the same day (1)
- Open on different days (2)
- No preference (3)

S2Q4 Which month would you prefer to have the most duck hunting days open in the following zones?

	October (1)	November (2)	December (3)	No Preference (4)
Lake Champlain Zone (S2Q4_1)	<input type="radio"/>	<input type="radio"/>	<input type="radio"/>	<input type="radio"/>
Interior Vermont Zone (S2Q4_2)	<input type="radio"/>	<input type="radio"/>	<input type="radio"/>	<input type="radio"/>
Connecticut River Zone (S2Q4_3)	<input type="radio"/>	<input type="radio"/>	<input type="radio"/>	<input type="radio"/>

S2Q5 Do you prefer a straight or split **duck** season in the following zones? (*Straight season opens and runs with no interruption up to 60 days. Split season opens, closes for some time, then opens again, totaling 60 days*).

	Straight (1)	Split (2)	No Preference (3)
Lake Champlain Zone (S2Q5_1)	<input type="radio"/>	<input type="radio"/>	<input type="radio"/>
Interior Vermont Zone (S2Q5_2)	<input type="radio"/>	<input type="radio"/>	<input type="radio"/>
Connecticut River Zone (S2Q5_3)	<input type="radio"/>	<input type="radio"/>	<input type="radio"/>

S2Q6 Do you prefer a straight or split **Canada goose** season in the following zones? (*Straight season opens and runs with no interruption up to a maximum of 50 days. Split season opens, closes for some time, then opens again, totaling up to a maximum of 50 days*).

	Straight (1)	Split (2)	No Preference (3)
Lake Champlain Zone (S2Q6_1)	<input type="radio"/>	<input type="radio"/>	<input type="radio"/>
Interior Vermont Zone (S2Q6_2)	<input type="radio"/>	<input type="radio"/>	<input type="radio"/>
Connecticut River Zone (S2Q6_3)	<input type="radio"/>	<input type="radio"/>	<input type="radio"/>

S2Q7 If the duck season is split, what is your preference for the end date of the season?

- End of December (1)
- Mid-December (2)
- Early December (3)
- Last Week of November (4)
- No Preference (5)

Display This Question:

If S1Q3 = 1

S2Q8 How much of a conflict is it when fishing tournaments are held during duck season on Lake Champlain?

- Not a conflict (1)
- Somewhat of a conflict (2)
- So much of a conflict I won't hunt (3)

S2Q9 Where do you learn about any changes to the waterfowl hunting regulations? (Select all that apply)

- Waterfowl syllabus (1)
 - Newspaper (2)
 - Fish and Wildlife Agency Websites (3)
 - Fish and Wildlife Agency Official Social Media Accounts (4)
 - Other Social Media Accounts (5)
 - Family/Friends/Hunting Partners (6)
 - Community/Word of Mouth (7)
 - Other (please specify): (8)
-

End of Block: Section 2: Season Structure and Preference

Start of Block: Section 3: Hunter Accessibility and Satisfactions

S3INT **Section 3. Hunting Accessibility and Satisfaction**

Please provide the following information regarding hunting accessibility and preferences.

S3Q1 Which type of land do you hunt **most often** for waterfowl?

- Private land owned by me (1)
 - Private land owned by someone who gave permission (2)
 - Private land under lease (3)
 - Public State land/water (4)
 - Public Federal land/water (5)
 - Other - Please specify: (6)
-

S3Q2 When hunting waterfowl on **public** lands, how would you best describe, on average, the amount of other people hunting waterfowl on the same lands?

- Not enough hunters around me (1)
- Some hunters around but not enough to make my experience worse (2)
- Enough hunters around that my experience starts to decline (3)
- So many hunters that my experience is barely worth making the trip (4)
- So many hunters that I will leave or not come back (5)
- I do not hunt on public lands (6)

Display This Question:

If S3Q2 != 6

S3Q3 How often do you hunt from stationary blinds on public waters or waterways?

- Often (1)
- Sometimes (2)
- Rarely (3)
- Never (4)

Display This Question:

If S3Q3 = 1

Or S3Q3 = 2

Or S3Q3 = 3

S3Q4 How often do you build a stationary blind on public waters or waterways?

- Every year (1)
- Most years (2)
- Occasional years (3)
- Rarely (4)

Display This Question:

If S1Q3 = 1

S3Q5_1 What would you consider to be the primary habitat that you hunt in the **Lake Champlain Zone**?

- Large lake (1)
 - Small lake/pond (2)
 - A beaver pond (3)
 - Marsh (4)
 - River or stream (5)
 - Field (6)
 - Other - please specify (7)
-

Display This Question:

If S1Q3 = 3

S3Q5_2 What would you consider to be the primary habitat that you hunt in the **Interior Vermont Zone**?

- Large lake (1)
 - Small lake/pond (2)
 - A beaver pond (3)
 - Marsh (4)
 - River or stream (5)
 - Field (6)
 - Other - please specify (7)
-

Display This Question:

If S1Q3 = 4

S3Q5_3 What would you consider to be the primary habitat that you hunt in the **Connecticut River Zone**?

- Large lake (1)
 - Small lake/pond (2)
 - A beaver pond (3)
 - Marsh (4)
 - River or stream (5)
 - Field (6)
 - Other - please specify (7)
-

S3Q6 For the following question, please think about all duck hunting areas and seasons you participate in. Please rank your top three overall preferred duck species to target.

Please rank the top three options below with 1 meaning most preferred duck species, 2 meaning second most preferred, and 3 meaning third most preferred.

- _____ Mallard (1)
- _____ Black Duck (2)
- _____ Wood Duck (3)
- _____ Green-Winged Teal (4)
- _____ Ring-Necked Duck (5)
- _____ Common Goldeneye (6)
- _____ Greater and Lesser Scaup (7)
- _____ Other - Please specify (8)

S3Q7 If you do not get to waterfowl hunt as much as you would like, what are the reasons?
(Select all that apply)

- Not enough free time (family/work commitments, etc.) (1)
 - Weather (2)
 - Financial cost (3)
 - Conflicts with other hunting seasons (4)
 - Access to private lands (5)
 - Access to public lands (6)
 - Regulations too complex (7)
 - Not enough waterfowl (8)
 - Other - Please specify: (9)
-
- Not applicable - I am able to waterfowl hunt as much as I would like (10)

S3Q8 What would you consider to be the top three reasons that you participate in waterfowl hunting?

Please rank the top three options below with 1 meaning most important, 2 meaning second most important, and 3 meaning third most important.

- _____ Getting out with family and friends (1)
- _____ Tradition (2)
- _____ Observing waterfowl (3)
- _____ Getting out in nature (4)
- _____ Exercise (5)
- _____ Obtaining meat (6)
- _____ Other - please specify (7)

S3Q9 How important are each of the following to your overall waterfowl hunting experience?

	Very Important (1)	Somewhat Important (2)	Not Very Important (3)	Not Important At All (4)
Different Boundary Zone lines (1)	<input type="radio"/>	<input type="radio"/>	<input type="radio"/>	<input type="radio"/>
Different start and close dates (2)	<input type="radio"/>	<input type="radio"/>	<input type="radio"/>	<input type="radio"/>
Greater accessibility to hunting lands (3)	<input type="radio"/>	<input type="radio"/>	<input type="radio"/>	<input type="radio"/>
More youth hunting opportunities (4)	<input type="radio"/>	<input type="radio"/>	<input type="radio"/>	<input type="radio"/>
No Split season (5)	<input type="radio"/>	<input type="radio"/>	<input type="radio"/>	<input type="radio"/>
Reduced bag limit complexity (6)	<input type="radio"/>	<input type="radio"/>	<input type="radio"/>	<input type="radio"/>

S3Q10 How satisfied have you been with your waterfowl hunting experience in the past 5 years?

- Very satisfied (1)
- Satisfied (2)
- Not very satisfied (3)
- Not at all satisfied (4)
- No Opinion (5)

End of Block: Section 3: Hunter Accessibility and Satisfaction

Start of Block: Section 4: Background Information

S4INT **Section 4. Background Information**

The following questions allow us to understand more about the people involved in waterfowl hunting in New York and Vermont. All responses are kept confidential.

S4Q1 How many years total have you hunted waterfowl? (Please enter number only)

S4Q2 How much money do you spend on waterfowl hunting in a typical year? (including trips, boats, blind equipment, decoys, etc.)

- Less than \$500 (1)
- \$500-\$999 (2)
- \$1,000-\$1,499 (3)
- \$1,500-\$1,999 (4)
- \$2,000-\$2,499 (5)
- \$2,500-\$2,999 (6)
- \$3,000 or more (7)
- Prefer not to say (8)

S4Q3 How often do you travel outside of the Lake Champlain area to hunt waterfowl?

- Every year (4)
- Most years (5)
- Occasional years (6)
- Rarely (7)
- Never (8)

S4Q7 What is the highest level of education you have completed?

- Some High School or less (1)
- High School Diploma (2)
- Associate's Degree (2 Years) or some College (3)
- Bachelor's Degree (4Years) (4)
- Master's Degree (5)
- PhD or Doctoral Degree (6)
- Prefer not to answer (99)

S4Q8 How much total income did you and your family receive in 2023, not just from wages or salaries but from all sources, that is, before taxes and other deductions were made?

- Less than \$24,999 (1)
 - \$25,000-\$49,999 (2)
 - \$50,000-\$74,999 (3)
 - \$75,000-\$99,999 (4)
 - \$100,000-\$149,999 (5)
 - \$150,000-\$199,999 (6)
 - \$200,000 or more (7)
 - Prefer not to answer (99)
-

ADDCOM Thank you for your participation in this survey. If you have any additional comments that you would like the researchers to know about, please provide them in the box below:

End of Block: Section 4: Background Information
